BEST CHOICE
PRODUCTS



# INSTRUCTION MANUAL

Christmas Tree

Ver. 12

**THIS INSTRUCTION APPLIES TO 4.5-FOOT TREE OR UP**

Part numbers and assembly may vary by product number.

**THIS PRODUCT MAY CONTAIN FLOCKING POWDER**

For flocked trees, assemble this product outside or on a disposable surface for easy cleanup. Keep out of reach of children and pets if possible. Avoid contact with the face, eyes, and mouth. Wash affected areas thoroughly in case of accidental exposure.

BEST CHOICE
PRODUCTS

As shoppers, we're always trying to find the perfect balance between quality & value. At BCP, we believe we've achieved that. Our diverse catalog of everyday essentials is tailored especially to our customers & guaranteed to hit that sweet spot of high quality & low price.

Always.

## NOTICE

Please retain these instructions for future reference.

- Firmly secure all screws before use.
- Product is intended for indoor use only.
- Do not place this tree in a wet location.
- This seasonal product is not intended for permanent installation or use.
- Do not use or store this item in the proximity of open flame, flammable/combustible chemicals, or other strong heat sources.
- If any parts are missing, broken, damaged, or worn, stop using this item until repairs are made and/or factory replacement parts are installed.
- Do not use this item in a way inconsistent with the manufacturer's instructions as this could void the product warranty.
- Wires may come wrapped around frame pieces. Locate and unwrap wires before assembly.
- This product is intended for residential use only.

## CLEANING & STORAGE

- Store this tree in a cool and dry place away from heat and moisture.
- Before putting this tree in storage, do the following:
  - Completely remove all decorations.
  - Clean the tree with a slightly damped cloth and let it dry naturally.
  - Raise all branches to original upright position; make sure not to damage any branches in the process.

## HARDWARE

**1** BASE SCREW

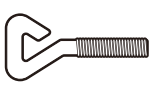

3 PCS

LADDER (REQUIRED)

2 PERSON ASSEMBLY

UP TO 120 MIN. ASSEMBLY

## PARTS

**A** TOP SECTION

1 PC

**B** MIDDLE SECTION

1~5 PCS

**C** BOTTOM SECTION

1 PC

**D** BASE

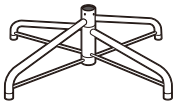

1 PC

TYPE A

TYPE B

This manual includes two assemblies for two tree types: A & B. **TYPE A** uses an **internal power plug system,** while **TYPE B** uses an **internal plug system.** Identify your tree type before proceeding to assembly.

# TYPE A PRODUCT ASSEMBLY

Part numbers and assembly may vary by product number.

**1**

Remove the caps on the end of the poles.

Assemble the tree.

**NOTE:** Bottom section is wider than the middle section. Make sure sections are arranged in the correct order.

**2**

**PRE-LIT CHRISTMAS TREE:**

Connect all the corresponding plugs.

Spread out the branches and arrange them to your preference.

Insert the bottom plug into a wall outlet to turn the lights on.

**NOTE:** Spare bulbs may be included and are attached to the plugs.

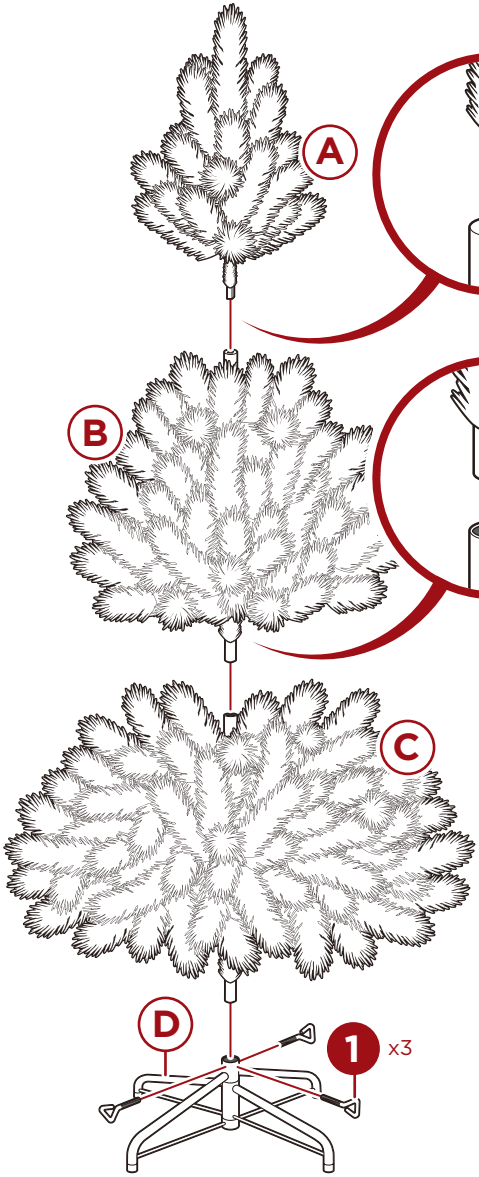




# TYPE B PRODUCT ASSEMBLY

Part numbers and assembly may vary by product number.

**1** Assemble the tree by inserting the corresponding connectors on each sections.

**NOTE:** Bottom section is wider than the middle section. Make sure sections are arranged in the correct order.

**2** Connect the pedal switch to the power adapter. Plug in the adapter into a wall outlet. Press the pedal switch to toggle lights on/off.

**NOTE:** Branches come spread out and maintain their shape.Lights are powered through connectors in the pole; make sure they are properly joined.

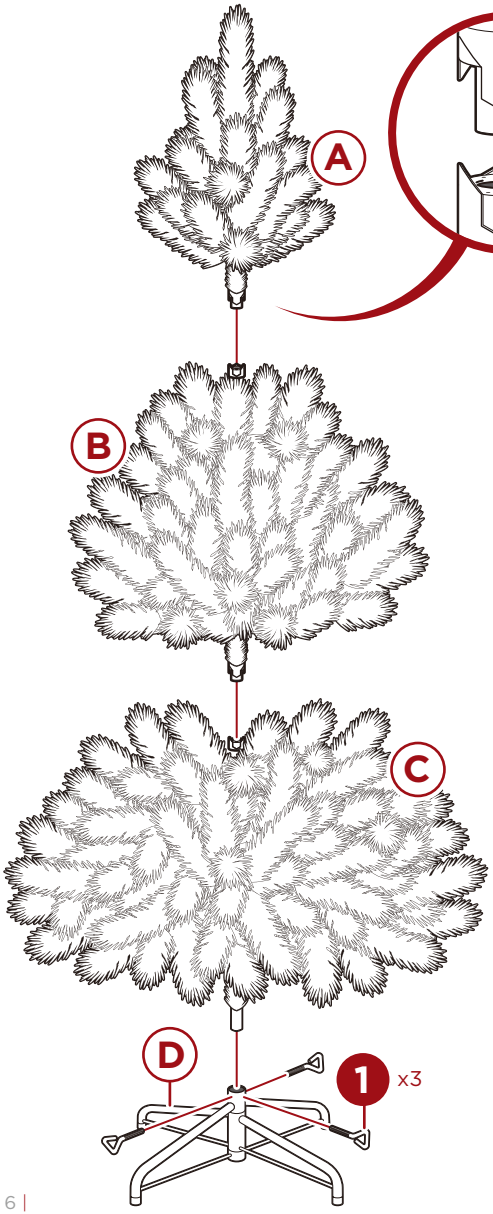


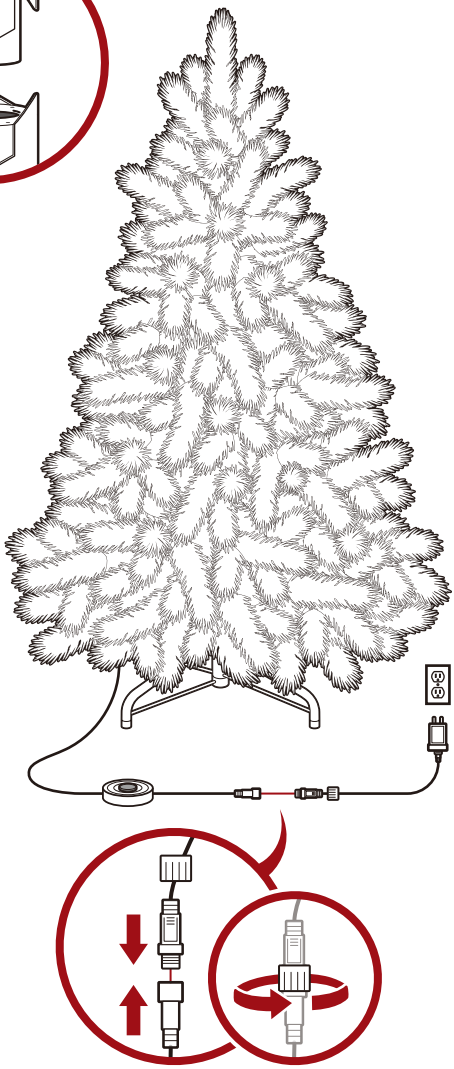

## FLUFFING INSTRUCTIONS

For an optimum appearance and satisfaction, this product **MUST** be fluffed according to the following directions.

**NOTE:** Start from the interior and work outward.

1. Find the innermost branch tips and open them in a "V" shape.

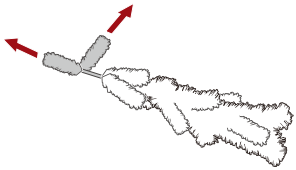

2. Open the next set of (3) branch tips with pointing outward, and one pointing up.

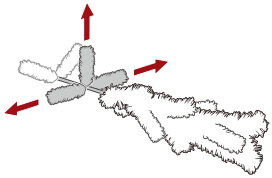

3. Open the next set of (4) branch tips with two pointing outward, and two in a wide "V" shape.

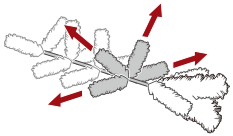

4. Open the next set of (5) branch tips in a five-pointed "Star" shape.

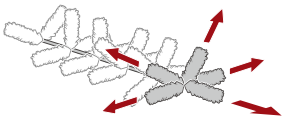

## FLUFF TIME (APPROXIMATE)

| | |
|---|---|
| **Christmas Trees** | 30-120 min. |
| **Wreaths** | 30-45 min. |
| **Garlands** | 15-30 min. |
| **Pathway Trees** | 15-30 min. |

# HELP CENTER

Question about your product? We're here to help. Visit us at:

**help.bestchoiceproducts.com**

CHAT US!
Chat Support

Product Inquiry

Orders FAQ

Product Assembly

Returns & Refunds

## PRODUCT WARRANTY INFORMATION

All items can be returned for any reason within 60 days of the receipt and will receive a full refund as long as the item is returned in its original product packaging and all accessories from its original shipment are included. All returned items will receive a full refund back to the original payment method. All returned items will not be charged a re-stocking fee.

All returned items require an RA (Return Authorization) number, which can only be provided by a Best Choice Products Customer Service Representative when the return request is submitted. Items received without an RA may not be accepted or may increase your return processing time. Once an item has been received by Best Choice Products, refunds or replacements will be processed within 5 business days.

All returns must be shipped back to the Best Choice Products Return Center at the customer's expense. If the reason for return is a result of an error by Best Choice Products then Best Choice Products will provide a pre-paid shipping label via email. Boxes for return shipping will not be provided by Best Choice Products, and is the customer's responsibility to either use the original shipping boxes or purchase new boxes.

Pictures may be required for some returns to ensure an item is not damaged prior to its return. Items returned are not considered undamaged until they are received by Best Choice Products and verified as such. All damages to items are the customer's responsibility until the item has been received by and acknowledge by Best Choice Products as undamaged.

© Best Choice Products, Inc. All rights reserved. Distributed by Best Choice Products, Inc. Newport Beach, CA 92660

## ⚠ WARNING

**Manufacturer and seller expressly disclaim any and all liability for personal injury, property damage or loss, whether direct, indirect, or incidental, resulting from the incorrect attachment, improper use, inadequate maintenance, unapproved modification, or neglect of this product.**