

The background features several dynamic, flowing splashes of a bright golden liquid against a solid black background. The splashes are captured in mid-motion, creating a sense of fluidity and elegance. The lighting highlights the metallic sheen and the smooth curves of the liquid.

ENHANCE™

BY EMSER TILE®



ENHANCE™

BY EMSER TILE®

DESIGN BEYOND LIMITS


A curated collection offering enhanced looks and features that provides endless opportunities to design beyond limits.

Design is a work of passion. Creating spaces that are as beautiful as they are functional does not happen by accident. Careful thought and planning must take place to ensure the proper mix of form and functionality is achieved. Even then, the results may not always come out as expected.

Enhance™ by Emser Tile was inspired by this challenge. This collection offers a vast selection of colors and styles making every installation as unique as its owner. Each series is a remarkable example of functionality fusing with design.

Take a look inside and become inspired by a small selection of the countless possibilities available. There are truly no limits to the level of design and personalization that can be achieved with Enhance™ by Emser Tile®.

Lead time may apply, contact your local rep for more information.



Enhance™ Collection

Discover the serene sensibilities of Agio™, a tile that artfully depicts the weathered wonder of clay in wilderness-inspired hues. Featuring a wide variety of alluring colors, five sizes, including an on-trend 2" x 47", and three fashion-forward deco's, this collection is sure to enliven any space. Mix and match for endless possibilities for floor and wall designs that soothe the soul.

AGIO™
Glazed Porcelain









Enhance™

LARGE FORMAT  FLOOR / WALL  RESIDENTIAL  COMMERCIAL  INDOOR 



Decos Available in 24"x47" Slim Size Only.

Sizes							
	47" x 109" 47.09" x 109.25"	47" x 47" 47.09" x 47.09"	24" x 47" 23.50" x 47.09"	24" x 47" Slim 23.50" x 47.09"	2" x 47" Slim 2.09" x 47.09"	3" x 12" Floor SBN	**47"x47" and 24"x47" 10mm only available in Bianco, Frassino, Affum, Corda, and Vaso.
Thickness	6.5mm	10mm	10mm	6.5mm	6.5mm	Check Website	
Faces	6	6	12	12 (Solid) 2 (Decos)	N/A	N/A	
Finish	Matte	Matte	Matte	Matte	Matte	Matte	
Edge	Rectified	Rectified	Rectified	Rectified	Rectified	Cut/Rounded	
Grout Joint Recommendation	Check Website	Check Website	Check Website	Check Website	Check Website	Check Website	
Testing	Abrasion Resistance C1027	Breaking Strength C648	Chemical Resistance C650	Water Absorption C373	DCOF ANSI A1371	Scratch Hardness MOHS	Shade Variation Rating
Results*	Check Website	Check Website	Check Website	Check Website	Check Website	Check Website	V1

Product and Installation Details | ANSI A108.02
Section 4.3.8.2 - For running bond/brick jointing patterns utilizing tiles (square or rectangular) where the side being offset is greater than 18" (nominal dimension), the running bond offset will be a maximum of 33% unless otherwise specified by the tile manufacturer. If an offset greater than 33% is specified, specifier and owner must approve mock-up and lippage.



Sustainability Attributes

- Red List Free
- Health Product Declaration (HPD) provided upon request
- Product Packaging is 100% recyclable

*For more information visit www.emser.com. Always consult a professional for proper usage and installation.

Enhance™ Collection

Immerse your space in a world of color and creativity with our eye-catching Corrazzo ceramic tile. Each piece is a harmonious blend of stunning hues and textures, adding a touch of modern elegance to any space. Elevate your décor with our colorful Corrazzo collection and let your personal style shine through.

CORRAZZO™

Glazed Ceramic



Enhance™

WALL  RESIDENTIAL  COMMERCIAL  INDOOR 



Blanco



Negro



Gris




Hueso



Verde




Carlata



Rosa



Stuci





Azul



Erizzo

All Colors Available in Glossy Finish

SIZES	SIZES				
					
	2" x 10" 1.97" x 9.8"	5" x 5" 5.11" x 5.11"			
THICKNESS	9mm	9mm			
GROUT JOINT RECOMMENDATION	1/8"	1/8"			
TESTING	Breaking Strength C648	Chemical Resistance C650	Water Absorption C373	Scratch Hardness MOHS	Shade Variation Rating
Results*	≥125 lbf	Resistant	≤20.0%	3	V1

-  Sustainability Attributes
- Health Product Declaration (HPD) provided upon request
 - Product Packaging is 100% recyclable
 - VOC Free


*For more information visit www.emser.com. Always consult a professional for proper usage and installation.

The flexibility of Expanse® gives an elegant look to surfaces for commercial and residential interior and exterior installations. This beautiful and unique large format tile offers a seamless look to floors and walls.

EXPANSE®
Glazed & Thin Tile Porcelain



Enhance™ LARGE FORMAT FLOOR / WALL RESIDENTIAL COMMERCIAL INDOOR OUTDOOR POOL CLADDING



*Pietra Nero




*Laurant Noir



*Cement Slate



*Trav Cream



*Marmo Metallo




*Olimpo Dust



*Palissandro Frost

*63x126 & 64x127 Honed Available in Cement Slate, Laurant Noir, Olimpo Dust, Paliss Frost, Pietra Nero & Trav
 63x126 & 64x127 Polished Available in Laurant Noir & Pietro Nero

SOLO



White



Beige



Lime



Sky



Pumpkin



Rosso



Taupe



Gray



Midnight

Sizes								
	64" x 127" 63,78" x 127,17"	63" x 126" 62,99" x 125,98"	47" x 142" 47,24" x 141,75"	47" x 71" 47,24" x 70,87"	39" x 118" 39,37" x 118,11"	39" x 59" 39,37" x 59,06"	24" x 142" 23,62" x 141,73"	20" x 118" 19,69" x 118,11"
Thickness	12mm	6mm	3mm	3mm	3mm	3mm	3mm	3mm
Faces	3	3	3	3	3	3	3	3
Finish	Matte Honed (Cement, Laurant, Marmo, Olimpo, Paliss, Pietra, Trav) Polished (Laurant, Pietro)	Matte Honed (Cement, Laurant, Marmo, Olimpo, Paliss, Pietra, Trav) Polished (Laurant, Pietro)	Matte	Matte	Matte	Matte	Matte	Matte
Edge	Pressed	Rectified	Rectified	Rectified	Rectified	Rectified	Rectified	Rectified
Grout Joint Recommendation	Check Website	Check Website	Check Website	Check Website	Check Website	Check Website	Check Website	Check Website
Testing	Deep Abrasion Resistance C1243	Breaking Strength C648	Chemical Resistance C650	Water Absorption C373	DCOF ANSI A1371	Scratch Hardness MOHS	Shade Variation Rating	
Results*	Check Website	Check Website	Check Website	Check Website	Check Website	Check Website	Check Website	


- Sustainability Attributes**
- Red List Free
 - Health Product Declaration (HPD) provided upon request
 - Product Packaging is 100% recyclable
 - VOC Free
 - Recycled content varies by color, please check website for updated information.

*For more information visit www.emser.com. Always consult a professional for proper usage and installation.

Enhance™ Collection

A collection of on trend looks designed to coordinate perfectly with one another to create a one-of-a-kind look. Combine Fixt stone, cement, and wood together to create a stylish, yet highly functional space, for any application.

FIXT™
Glazed Porcelain



Enhance™



STONE



Mink



White



Gray

CEMENT



White



Gray

WOOD



Dark Oak

Category	31" x 31"	12" x 24"	8" x 48"				
Sizes	31" x 31" 31.38" x 31.38"	12" x 24" 11.69" x 23.50"	8" x 48" 7.76" x 47.13"				
	Cement & Stone White Only		Wood Only				
Thickness	9mm	9mm	10mm				
Faces	Random 10 (Stone)	Random 20 (Stone)	12				
Finish	Matte	Matte	Matte				
Edge	Rectified	Rectified	Rectified				
Grout Joint Recommendation	1/8"	1/8"	1/8"				
Testing	Deep Abrasion Max	Breaking Strength C648	Chemical Resistance C650	Water Absorption C373	DCOF ANSI A1371	Scratch Hardness MOHS	Shade Variation Rating
Results*	175MM3	>250 lbf	Resistant	TIP	>0.42	TIP	V2-V3

EmGuard & EmGuard+
Anti-Microbial Technology Available**

Product and Installation Details | ANSI A108.02 Section 4.3.8.2 - For running bond/brick jointing patterns utilizing tiles (square or rectangular) where the side being offset is greater than 18" (nominal dimension), the running bond offset will be a maximum of 33% unless otherwise specified by the tile manufacturer. If an offset greater than 33% is specified, specifier and owner must approve mock-up and lippage.



Sustainability Attributes

- Red List Free
- Health Product Declaration (HPD) provided upon request
- Product Packaging is 100% recyclable
- VOC Free

*For more information check with your Emser representative. Always consult a professional for proper usage and installation.

**EmGuard is applicable to FIXT Stone & Cement 12x24 and 31x3. EmGuard+ is applicable to FIXT Stone & Cement 12x24, 31x31, FIXT Wood 8x48.

Enhance™ Collection

Planet earth and all its beauty is the inspiration for the new Levata™ series. An essential, earthy style that conjures up nature's intrinsic characteristics, resilience, irregularity, and uniqueness. Levata is available in multiple sizes, thicknesses, and matte and brushed finishes. The four natural, subdued colors provide a perfect backdrop for creative and unique designs. Combined with the matching deco, Levata is sure to create a truly magical space.

LEVATA™
Unglazed Porcelain



Enhance™

FLOOR / WALL

RESIDENTIAL

COMMERCIAL

INDOOR



Lake



Gravel



Beach








Forest



Mista*

*Mista is not available in 24"x24" and 12"x24" sizes.

Sizes							
	47"x98"	47"x47"	24"x47"	24"x24"	12"x24"		
Thickness	6mm	6mm	6mm	6mm	6mm		
Faces	2	2	2	2	2		
Finish	Brushed, Matte, R11	Brushed, Matte, R11	Brushed, Matte, R11	Brushed, Matte, R11	Brushed, Matte, R11		
Edge	Rectified	Rectified	Rectified	Rectified	Rectified		
Grout Joint Recommendation	Check Website	Check Website	Check Website	Check Website	Check Website		
Testing	Abrasion Resistance C1027	Breaking Strength C648	Chemical Resistance C650	Water Absorption C373	DCOF ANSI A1371	Scratch Hardness MOHS	Shade Variation Rating
	Check Website	Check Website	Check Website	Check Website	Check Website	Check Website	V2

Product and Installation Details | ANSI A108.02
 Section 4.3.8.2 - For running bond/brick joint patterns utilizing tiles (square or rectangular) where the side being offset is greater than 18" (nominal dimension), the running bond offset will be a maximum of 33% unless otherwise specified by the tile manufacturer. If an offset greater than 33% is specified, specifier and owner must approve mock-up and lippage.



Sustainability Attributes

- Red List Free
- Health Product Declaration (HPD) provided upon request
- Product Packaging is 100% recyclable

*For more information visit www.emser.com. Always consult a professional for proper usage and installation.

Enhance™ Collection


Martel is an enchanting collection of scallop tiles where their graceful curves evoke the gentle undulations of the natural world. Each tile features a special glazing that gives the appearance of a handmade tile ensuring that each piece is truly unique. No two pieces will be alike and reflects an artisan's individual touch and attention to detail. The tiles four earth inspired tones brings a sense of warmth and serenity to any space.

MARTEL™
Extruded Porcelain



Enhance™

WALL RESIDENTIAL COMMERCIAL INDOOR OUTDOOR





Snow

River

Bark

Garden



Sizes					
	4" x 4" 4.33" x 3.94"	2" x 4" 2.17" x 3.94"			
Thickness	12mm	14mm			
Grout Joint Recommendation	Check Website	Check Website			
Testing	Breaking Strength C648	Chemical Resistance C650	Water Absorption C373	Scratch Hardness MOHS	Shade Variation Rating
	Results*	Check Website	Check Website	Check Website	4 - Snow & River 5 - Garden & Bark

Scan QR Code for more product details.



- Sustainability Attributes**
- Health Product Declaration (HPD) provided upon request
 - Product Packaging is 100% recyclable
 - VOC Free




*For more information visit www.emser.com. Always consult a professional for proper usage and installation.

Enhance™ Collection

Two colors with a warm and cool tone offers a one-of-a-kind look. The terrazzo texture creates a stylish, yet highly functional space, for any commercial or residential application.

MIXT™
Glazed Porcelain



Enhance™

FLOOR / WALL 

RESIDENTIAL 


COMMERCIAL 

INDOOR 

OUTDOOR 



FLAKE

Light Gray



Greige



Sizes							
	24" x 24" 23,50" x 23,50"	12" x 24" 11,69" x 23,50"					
Thickness	9mm	9mm					
	5-8	12					
Finish	Matte	Matte					
Edge	Rectified	Rectified					
Grout Joint Recommendation	1/8"	1/8"					
Testing	Deep Abrasion Max	Breaking Strength	Chemical Resistance	Water Absorption	DCOF ANSI	Scratch Hardness	Shade Variation Rating
	175MM3	>250 lbf	Resistant	TIP	>0.42	TIP	V2-V3

 EmGuard & EmGuard+
Anti-Microbial Technology Available**

Product and Installation Details | ANSI A108.02
Section 4.3.8.2 - For running bond/brick jointing patterns utilizing tiles (square or rectangular) where the side being offset is greater than 1/8" (nominal dimension), the running bond offset will be a maximum of 33% unless otherwise specified by the tile manufacturer. If an offset greater than 33% is specified, specifier and owner must approve mock-up and lippage.



-  Sustainability Attributes
- Red List Free
 - Health Product Declaration (HPD) provided upon request
 - Product Packaging is 100% recyclable
 - VOC Free

*For more information check with your Emser representative. Always consult a professional for proper usage and installation.
**EmGuard and EmGuard+ are applicable to the entire MIXT series.

Enhance™ Collection

Moulage™ takes its inspiration from our popular Tubage™ series and offers unparalleled depth and style, creating captivating visual effects that enhance any space. This extruded porcelain tile fuses classic art with modern innovation to deliver a unique sensory experience. Available in matte finish and six retro colors, Moulage adds a touch of timeless elegance and contemporary flair to any room.

MOULAGE™
Extruded Porcelain




Enhance™


WALL  RESIDENTIAL  COMMERCIAL  INDOOR 



Bronze



Mustard




Aqua




Sand



Kale



White

Sizes					
	6" x 16" 5.91" x 15.75"				
Thickness	8-15mm				
Grout Joint Recommendation	Check Website				
Testing	Breaking Strength C648	Chemical Resistance C650	Water Absorption C373	Scratch Hardness MOHS	Shade Variation Rating
Results*	Check Website	Check Website	Check Website	Check Website	Check Website

Scan QR Code for more product details.



-  Sustainability Attributes
- Health Product Declaration (HPD) provided upon request
 - Product Packaging is 100% recyclable
 - VOC Free



*For more information visit www.emser.com. Always consult a professional for proper usage and installation.

Enhance™ Collection

Perenne™ is a sophisticated synergy of urban elegance and natural splendor. A harmonious marriage of stone and terrazzo looks with vibrant botanical and geometric deco's. A versatile medley of shapes, sizes, and shades, illustrating the enchanting dance between Mother Nature and modernity. With Perenne, experience the captivating compatibility of organic charm and contemporary innovation.


PERENNE™
Color Body Porcelain




Enhance™




*Grey | Matte & R11



*Mist | Matte, Polished & R11



Ink | Matte & R11



Dye | Matte & R11



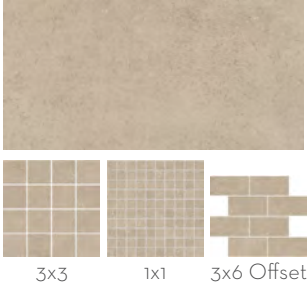
Espresso | Matte & R11




Java | Matte & R11




*Cookie | Matte & R11



*Pecan | Matte, Polished & R11



Amber | Matte & R11



Blue | Matte & R11




Available Sizes: 24x47, 24x24, 12x24, Mosaic

*Sugar | Matte & R11



*Flour | Matte, Polished & R11



Wynd | Matte



Twist | Matte



Available Sizes: 24x47, 47x110


Available Sizes: 47x110, 47x94, 47x47, 24x47, 24x24, 12x24, Mosaics

* Available For Outdoor Use: 20mm 24x47 with R11 & Matte Finish

Up Deco



Oblique Deco



Rhythm Deco



Customizable Decos: All Decos available in any combination of the field colors

Sizes													
	47"x47" 47.24"x47.24"	47"x110" 47.24"x110.23"	47"x94" 47.24"x94.48"	24"x47" 23.62"x47.24"	24"x24" 23.62"x23.62"	12"x24" 11.81"x23.62"	18.8"x9.44"	19"x19"	15.62"x15.62"	3"x3" on 12"x12" Mesh	1"x1" on 12"x12" Mesh	3"x6" Offset 12"x12" Mesh	2"x12" Bullnose
Thickness	6mm	6mm	6mm	6mm, 9mm, 20mm (Outdoor)	9mm	9mm	9mm	9mm	9mm	6mm	9mm	6mm	6mm, 9mm
Faces	Check Website	Check Website	Check Website	Check Website	Check Website	Check Website	Check Website	Check Website	Check Website	Check Website	Check Website	Check Website	Check Website
Finish	Matte, Polished	Matte, Polished	Matte, Polished	Matte, Polished, R11	Matte	Matte	Matte	Matte	Matte	Matte, Polished	Matte	Matte, Polished	Matte, Polished (6mm)
Edge	Rectified	Rectified	Rectified	Rectified	Rectified	Rectified	Check Website	Check Website	Check Website	Check Website	Check Website	Check Website	Check Website
Grout Joint Recommendation	Check Website	Check Website	Check Website	Check Website	Check Website	Check Website	Check Website	Check Website	Check Website	Check Website	Check Website	Check Website	Check Website
Testing	Abrasion Resistance C1027	Breaking Strength C648	Chemical Resistance C650	Water Absorption C373	DCOF ANSI A1371	Scratch Hardness MOHS	Shade Variation Rating						
Results*	Check Website	Check Website	Check Website	Check Website	Check Website	Check Website	Check Website						

- Sustainability Attributes**
- Red List Free
 - Health Product Declaration (HPD) provided upon request
 - Product Packaging is 100% recyclable

*For more information, or to see other available options for this series, please visit emser.com. Always consult a professional for proper usage and installation.

Enhance™ Collection

Piccolo™ is a 3D grooved extruded porcelain wall tile that was inspired by the iconic interior design of the 1960s. Featuring harmonious, inviting and cozy aesthetics, these tiles boast soft curves that add a touch of retro elegance to any space. Available in 6 on-trend colors, Piccolo is the perfect blend of nostalgic charm with modern sophistication, making them a standout choice for any contemporary design.

PICCOLO™
Extruded Porcelain



Enhance™

WALL

RESIDENTIAL

COMMERCIAL

INDOOR




Cream




Sky



Milk



Papaya



Ocean



Gray

Sizes					
	4" x 15" 3.93" x 15.35"				
Thickness	12mm				
Grout Joint Recommendation	Check Website				
Testing	Breaking Strength C648	Chemical Resistance C650	Water Absorption C373	Scratch Hardness MOHS	Shade Variation Rating
Results*	Check Website	Check Website	Check Website	Check Website	Check Website

Scan QR Code for more product details.



- Sustainability Attributes**
- Health Product Declaration (HPD) provided upon request
 - Product Packaging is 100% recyclable
 - VOC Free




*For more information visit www.emser.com. Always consult a professional for proper usage and installation.

Enhance™ Collection


Radiant™ integrates porcelain tiles with LED lighting to create a stunning and creative look. Emsar Tile introduces a new patented system developed from its 3D extruded designs. Completely transform your space with this fun, innovative, up-tempo tile.

RADIANT™
Extruded Glazed Porcelain



Enhance™

- WALL
- RESIDENTIAL
- COMMERCIAL
- INDOOR
- OUTDOOR
- POOL
- CLADDING



Pyramid White



Stries Calacata



Wave Black



Flexible LED strips are inserted into the channels of the porcelain tiles. Lights sold separately. Emser Tile suggests installation by a professional electrician.*

Sizes	Profile View				
	 6" x 16" (Wall) <small>6.10" x 15.75"</small>				
Thickness	26mm				
Grout Joint Recommendation	Check Website				
Testing	Breaking Strength <small>C648</small>	Chemical Resistance <small>C650</small>	Water Absorption <small>C373</small>	Scratch Hardness <small>MOHS</small>	Shade Variation Rating
Results*	Check Website	Check Website	Check Website	Check Website	V2



- Sustainability Attributes
- Health Product Declaration (HPD) provided upon request
 - Product Packaging is 100% recyclable
 - VOC Free

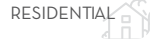
*For more information visit www.emser.com. Always consult a professional for proper usage and installation.

Enhance™ Collection

Radiant™ integrates porcelain tiles with LED lighting to create a stunning and creative look. Emser Tile introduces a new patented system developed from 3D extruded designs. Completely transform your space with this fun, innovative, up-tempo tile.

RADIANT™
Extruded Glazed Porcelain





Pearl



Gray



Moon



Sand



Beach



Oak



DUAL APPLICATION CHANNELS - LED INTEGRATION & WATER DRAINAGE SYSTEM

Dual application of flexible LED strips can be inserted into the channels of the porcelain tiles. Lights sold separately. Emser Tile suggests installation by a professional electrician.

Built-in Water Drainage System

Sizes							
	8"x18" (Floor) 7.87"x17.72"	8"x35" (Floor) 7.87"x35.43"	8"x18" Angle Trim 7.87"x17.72"	8"x35" Angle Trim 7.87"x35.43"	3"x8" Triangular Trim 2.56"x7.87"		
Thickness	26mm	26mm	26mm	26mm	26mm		
Faces	Check Website	10	10	10	10		
Finish	Matte, R11	Matte, R11	Matte	Matte	Matte		
Edge	Rectified	Rectified	Rectified	Rectified	Rectified		
Grout Joint Recommendation	Check Website	Check Website	Check Website	Check Website	Check Website		
Testing	Abrasion Resistance C1027	Breaking Strength C648	Chemical Resistance C650	Water Absorption C373	DCOF ANSI A1371	Scratch Hardness MOHS	Shade Variation Rating
	Check Website	Check Website	Check Website	Check Website	Check Website	Check Website	V2

Sustainability Attributes

- Red List Free
- Health Product Declaration (HPD) provided upon request
- Product Packaging is 100% recyclable

*For more information visit www.emser.com. Always consult a professional for proper usage and installation.

Enhance™ Collection

Radiant Plain Floor is the epitome of timeless elegance and versatility and designed to coordinate with our Radiant LED floor system. The Plain version offers a sleek and understated design, that effortlessly complements any style, from modern to traditional. Available with an indoor R11 rating and five colors, two sizes, plus a matching stair tread/pool coping. Radiant Plain floor tile is sure to elevate any space.

RADIANT™
Glazed Porcelain



R11
• ANTI-SLIP FINISH •
INDOOR & OUTDOOR RATED

Enhance™

- FLOOR / WALL
- RESIDENTIAL
- COMMERCIAL
- INDOOR
- OUTDOOR
- POOL
- CLADDING



Pearl



Gray



Moon



Beach



Oak

8x47 Available in: Beach, Moon & Oak

18x27 Available in: Pearl and Grey

Sizes							
	8" x 47" 7.87" x 47.24"	18" x 26" 17.72" x 26.38"	Stair Tread/Pool Coping 13" x 47" 12.60" x 47.24"	Stair Tread/Pool Coping 13" x 27" 12.60" x 26.57"			
Thickness	9mm	12mm	11.5mm	11.5mm			
Faces	18	6	12	9			
Finish	Indoor R11	Indoor R11	Indoor R11	Indoor R11			
Edge	Rectified	Extruded	Extruded	Extruded			
Grout Joint Recommendation	Check Website	Check Website	Check Website	Check Website			
Testing	Abrasion Resistance C1027	Breaking Strength C648	Chemical Resistance C650	Water Absorption C373	DCOF ANSI A1371	Scratch Hardness MOHS	Shade Variation Rating
Results*	Check Website	Check Website	Check Website	Check Website	Check Website	Check Website	V2

Scan QR Code for more product details.



Sustainability Attributes

- Red List Free
- Health Product Declaration (HPD) provided upon request
- Product Packaging is 100% recyclable

*For more information, or to see other available options for this series, please visit emser.com. Always consult a professional for proper usage and installation.



Enhance™ Collection

Ribbella™ 3D grooved extruded porcelain wall tile was inspired by geometric and minimalist lines with an Art Deco flair. These tiles feature delicate grooves that create a sense of movement, bringing life and dynamism to walls. The high gloss on select grooves enhances the visual effect, playing beautifully with light and shadow to add depth and dimension. Available in five design-forward colors, this collection will transform any space into a work of art.

RIBBELLA™
Extruded Porcelain



Enhance™


WALL  RESIDENTIAL  COMMERCIAL  INDOOR 




Brick



Charcoal



Forest




Ivory



White



*Ribbella features a distinctive design where sections of the tile have a higher gloss, creating a striking offset appearance.

Sizes					
	4" x 15" 3.93" x 15.35"				
Thickness	12mm				
Grout Joint Recommendation	Check Website				
Testing	Breaking Strength C648	Chemical Resistance C650	Water Absorption C373	Scratch Hardness MOHS	Shade Variation Rating
Results*	Check Website	Check Website	Check Website	Check Website	Check Website

Scan QR Code for more product details.



-  Sustainability Attributes
- Health Product Declaration (HPD) provided upon request
 - Product Packaging is 100% recyclable
 - VOC Free



*For more information visit www.emser.com. Always consult a professional for proper usage and installation.

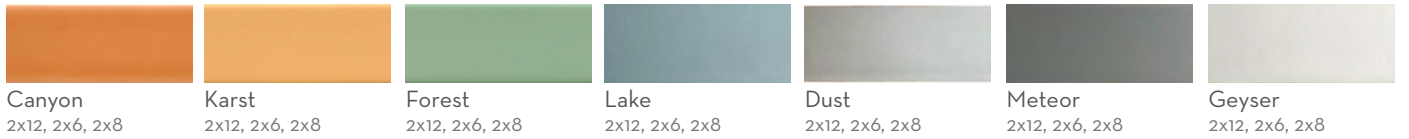
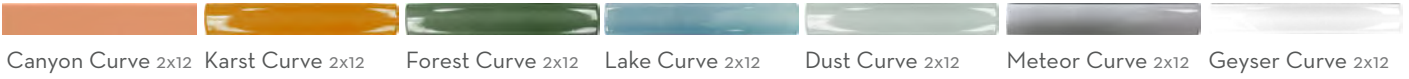
Enhance™ Collection

A unique collection of shapes, sizes, patterns and colors. These exquisite 3-dimensional ceramic tiles bring the essence of a Mediterranean paradise to any space, evoking the warmth of sun-soaked landscapes and the beauty of flourishing botanicals. Transform any space with the timeless charm and vivid hues of Triveni, turning any area into a captivating, exotic retreat.

TRIVENI™
Glazed Ceramic




Enhance™



Geyser Blade Pattern
2x8 (Available in all colors)




Geyser Jet Pattern
2x8 (Available in all colors)



Rift 2x6

Axis 2x8

Habitat 2x8



Zen 2x12

Eco 2x12

Serene 2x12



Ocean 2x12

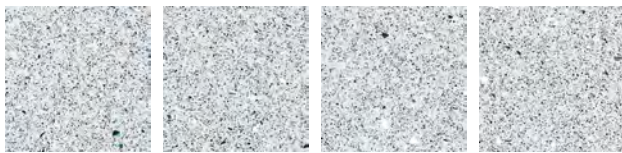
Peak 2x12




Zen Curve 2x12

Eco Curve 2x12


Serene Curve 2x12



Nexus 8x8 | Porcelain (Floor Rated)



Vortex 8x8 | Porcelain (Floor Rated)



Whirl 8x8 | Porcelain (Floor Rated)

Sizes	2"x12" Curve	2"x12"	2"x8"	2"x8" Jet	2"x8" Blade	2"x6"	8"x8"
	1.89"x11.81"	1.89"x11.81"	1.89"x7.87"	1.89"x7.87"	1.89"x7.87"	1.89"x5.91"	7.87"x7.87"
Thickness	10mm	8mm	8mm	8mm	8mm	8mm	8mm
Grout Joint Recommendation	1/8"	1/8"	1/8"	1/8"	1/8"	1/8"	1/8"

Triveni Available in
Matte & Glossy Finish.

Scan QR Code for
more product details.




Testing	Breaking Strength C648	Chemical Resistance C650	Water Absorption C373	Scratch Hardness MOHS	Shade Variation Rating
Results*	>150 lbf >275 lbf - 8"x8"	Resistant	<20% <0.5% - 8"x8"	4 5 - 8"x8"	V3

- Sustainability Attributes**
- Health Product Declaration (HPD) provided upon request
 - Product Packaging is 100% recyclable
 - VOC Free



*For more information visit www.emser.com. Always consult a professional for proper usage and installation.



www.emser.com

8431 Santa Monica Boulevard | Los Angeles, California 90069
Tel: 323. 650. 2000 | Fax: 323. 654. 3190 | www.emser.com