



# Archer® | K-2356-1

22-3/4" rectangular drop-in bathroom sink







## Features

- Single faucet hole
- Classic rectangular basin
- Overflow drain
- Coordinates with other products in the Archer collection



## Available Colors/Finishes

*Color tiles intended for reference only.*

- |   |    |               |
|---|----|---------------|
|  | 0  | White         |
|  | 96 | Biscuit       |
|  | 95 | Ice Grey      |
|  | 7  | Black Black   |
|  | 71 | Seafoam Green |
|  | 97 | Timberline    |



1-800-4KOHLER (1-800-456-4537)  
Kohler Co. reserves the right to make revisions without notice to product specifications.  
For the most current specification sheet, go to [www.kohler.com](http://www.kohler.com) USA or [www.kohler.ca](http://www.kohler.ca) Canada.  
4-7-2026 21:8 - US-CA

THE BOLD LOOK  
OF **KOHLER**

## Codes/Standards

ADA, OBC, CSA B651 compliant when installed to the specific requirements of these regulations.

ADA CSA B651 OBC

ASME A112.19.2/CSA B45.1

ADA

ICC/ANSI A117.1

CSA B651

OBC

## Technical Information

Number of Deck Holes:	1
Faucet Hole(s) Size:	1-3/8" (35 mm)
With Overflow:	Yes
Drain Hole Diameter:	1-3/4" (44 mm)
Basin Configuration:	Single Bowl
Basin Length:	16-7/8" (429 mm)
Basin Width:	12-9/16" (319 mm)
Basin Depth:	6-1/4" (159 mm)

## Material

- Vitreous china

## Recommended Products/Accessories

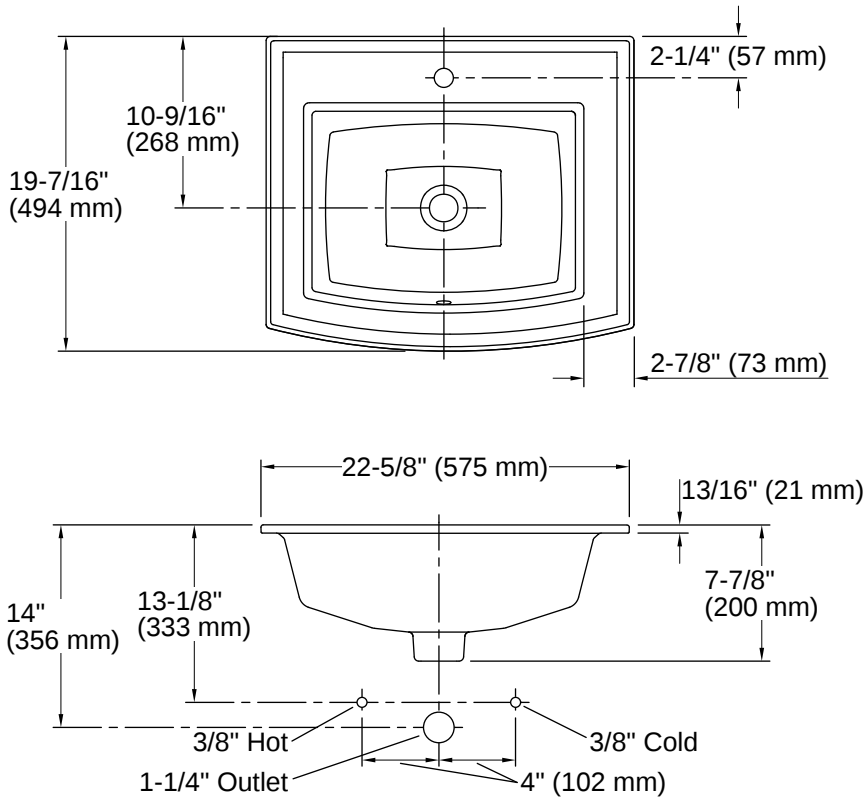
K-8998 Adjustable P-trap with tubing outlet, 1-1/4" x 1-1/4"

## Warranty

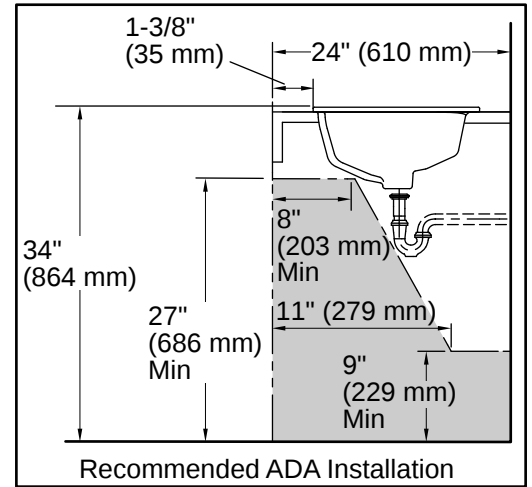
See website for detailed warranty information.

KOHLER® Vitreous China Bathroom Sink Lifetime Limited Warranty





Standard Installation



Installation

- Drop-in

Installation Notes

*Install this product according to the installation instructions.*

NOTICE: Countertop manufacturer or cutter must use the cut-out template provided with the product, or a current one provided by Kohler Co. (call 1-800-4KOHLER). Kohler Co. is not responsible for cutout errors when the incorrect cut-out template is used.

Product dimensions are nominal and may vary per ASME A112.19.2 tolerances.

ADA, OBC, CSA B651 compliant when installed to the specific requirements of these regulations.

