











Location:

SYMMONS[®] Unity[®]

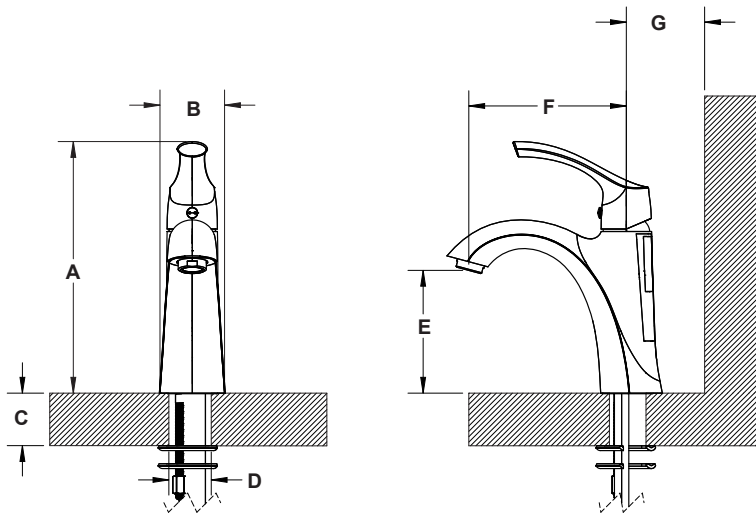
the smart choice™

SLS-6612
Single Handle Lavatory Faucet
Specification Submittal



<p>Model Numbers</p> <p><input type="checkbox"/> SLS-6612 <i>Unity Single Handle Lavatory Faucet 2.2 gpm (8.3 L/min)</i></p>	<p>Specification</p> <p>Single handle lavatory faucet features single hole mount, ceramic cartridge with temperature limit stop, 20" braided hose connections, 50/50 pop-up drain assembly and standard 2.2 gpm (8.3 L/min) flow restrictor. Faucet constructed from brass, plated in standard polished chrome finish.</p> 
<p>Modifications</p> <p><input type="checkbox"/> -0.5  <i>0.5 gpm (1.9 L/min) aerator</i></p> <p><input type="checkbox"/> -1.0  <i>1.0 gpm (3.8 L/min) aerator</i></p> <p><input type="checkbox"/> -1.5  <i>1.5 gpm (5.7 L/min) aerator</i></p> <p><input type="checkbox"/> -1.75  <i>1.75 gpm (6.6 L/min) aerator</i></p> <p><input type="checkbox"/> No Suffix  <i>2.2 gpm (8.3 L/min) aerator</i></p> <p>Note: Append appropriate -suffix to model number.</p>	<p>Compliance</p> <p>-NSF/ANSI 372, NSF/ANSI 61.9 -ASME A112.18.1/CSA B125.1 -WaterSense 1.5 gpm (5.7 L/min)</p>   <p>Warranty</p> <p>Limited Lifetime - to the original end purchaser in consumer/residential installations. 5 Years - for industrial/commercial installations. Refer to www.symmons.com/warranty for complete warranty information.</p>

Dimensions



Measurements	
A	8-1/4", 210 mm
B	2-3/16" . 55mm
C	Deck Thickness Ref. Max. 2-1/2", 64 mm
D	Hole Size Min. Ø 1 1/2", 38 mm
E	4-1/16", 103 mm
F	5-3/16", 66 mm
G	Distance to Backsplash Min. 2-5/8", 66 mm

Note: Dimensions subject to change without notice.