

Features

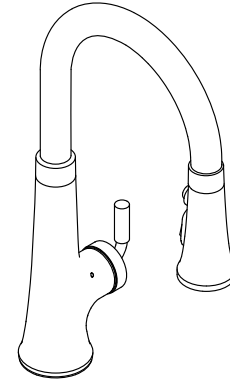
- Touchless on/off with a wave of your hand or an object such as a pan
- Response® technology uses a state-of-the-art motion sensor for reliable touchless activation
- AC-powered operation—no batteries to replace
- Three-function pull-down sprayhead with touch control allows you to switch between aerated stream, Sweep® spray, and Boost technology
- Boost technology increases the flow rate by 30% with the press of a button. Use Boost with stream for faster filling or with Sweep® spray for more powerful cleaning
- ProMotion® technology allows the pull-down sprayhead to swivel for more comfortable use
- MasterClean™ sprayface features an easy-to-clean surface that withstands mineral buildup and maximizes spray performance
- DockNetik® secure docking system locks sprayhead into place when not in use

Installation

- Requires nonswitched undercounter outlet
- Single-hole installation (three-hole escutcheon sold separately)

Recommended Products/Accessories

- K-77685 Single-cartridge water filtration system
- K-77686 Double-cartridge water filtration system
- K-77687 single replacement filter cartridge
- K-77688 Replacement Filter Cartridges, Two-Pack
- 1012715 Kitchen Faucet Deep Rough-In Kit
- K-24461 Three-hole kitchen faucet escutcheon



ADA **CSA B651**

Codes/Standards






ASME A112.18.1/CSA B125.1
 NSF/ANSI/CAN 61
 NSF/ANSI/CAN 372
 DOE - Energy Policy Act 1992
 California Energy Commission (CEC)
 ADA
 ICC/ANSI A117.1
 CSA B651

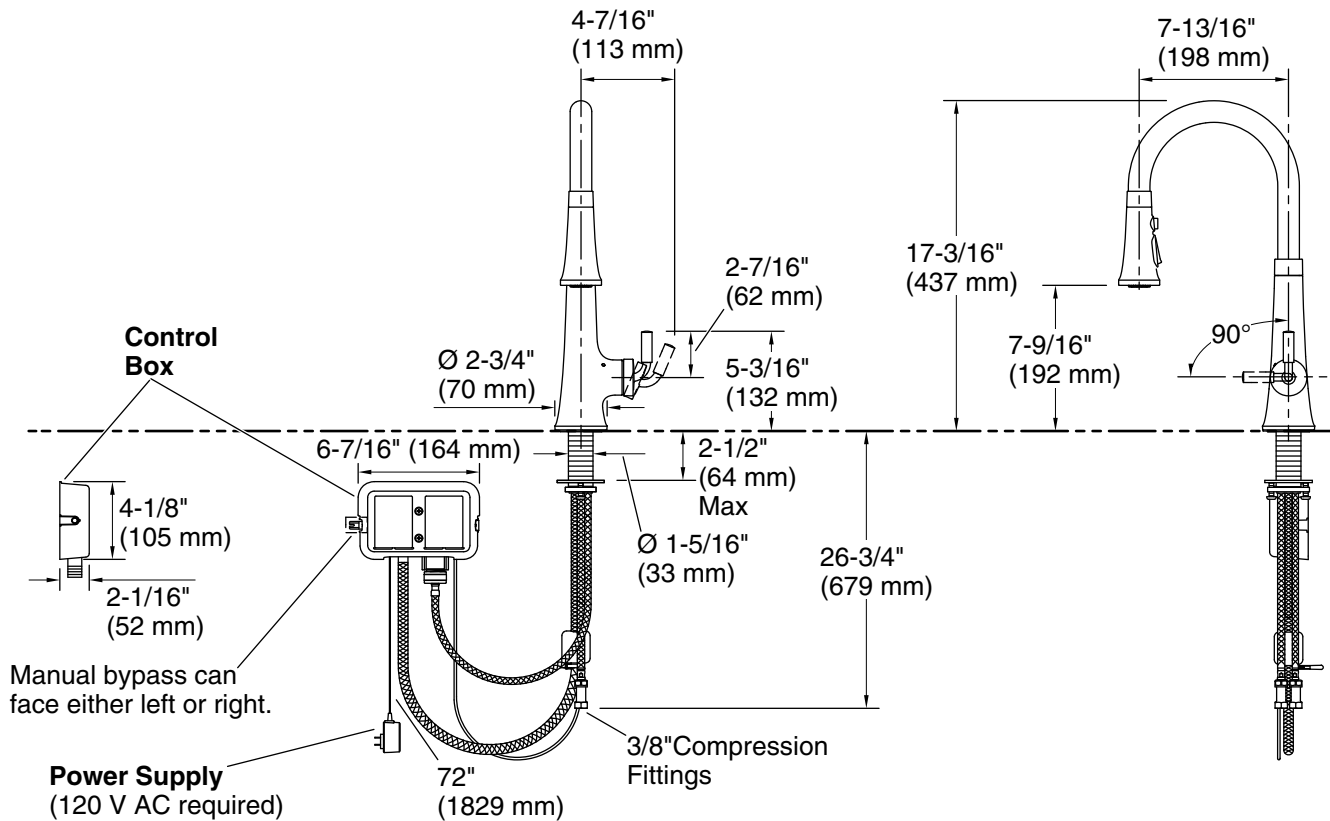
**KOHLER® Faucet Lifetime Limited
 Warranty KOHLER® Electronic
 Faucets, Valves, and Controls Five-
 Year Limited Warranty**

See website for detailed warranty information.

Available Colors/Finishes

Color tiles intended for reference only.

Color	Code	Description
	CP	Polished Chrome
	VS	Vibrant® Stainless
	BL	Matte Black
	2MB	Vibrant® Brushed Moderne Brass
	BMB	Matte Black with Moderne Brass



Required Electrical Service

One circuit required, protected with Class A Ground-Fault Circuit-Interrupter (GFCI). Outside North America, this device may be known as a Residual Current Device (RCD).

120 V, .15 A, 60 Hz

Technical Information

All product dimensions are nominal.

Power source: Plug - AC, included

Faucet flow rate: 1.5 gal/min (5.7 l/min)

Spout:

Spout reach: 7-3/4" (198 mm)

Notes

Install this product according to the installation instructions.

ADA compliant for faucet handles only

ADA, CSA B651 compliant when installed to the specific requirements of these regulations.