



Dexter™

Washout half-stall 0.125 gpf urinal, rear spud
K-5452-ER

Features

- Washout urinal
- 3/4" (19 mm) rear spud
- 1 pint or 0.125 gpf (0.47 lpf)
- Includes inlet and outlet spuds and hangers
- Includes anti-backsplash walls
- 14-3/4" (375 mm) extended lip

Material

- Vitreous china

Recommended Products/Accessories

- K-23726 Drain treatment
- K-23725 Cast iron cleaner



Codes/Standards




- ASME A112.19.2/CSA B45.1
- DOE - Energy Policy Act 1992
- EPA WaterSense®
- California Energy Commission (CEC)
- ADA
- ICC/ANSI A117.1

KOHLER® One-Year Limited Warranty

See website for detailed warranty information.

Available Colors/Finishes

Color tiles intended for reference only.

Color	Code	Description
	0	White
	96	Biscuit
	7	Black Black™

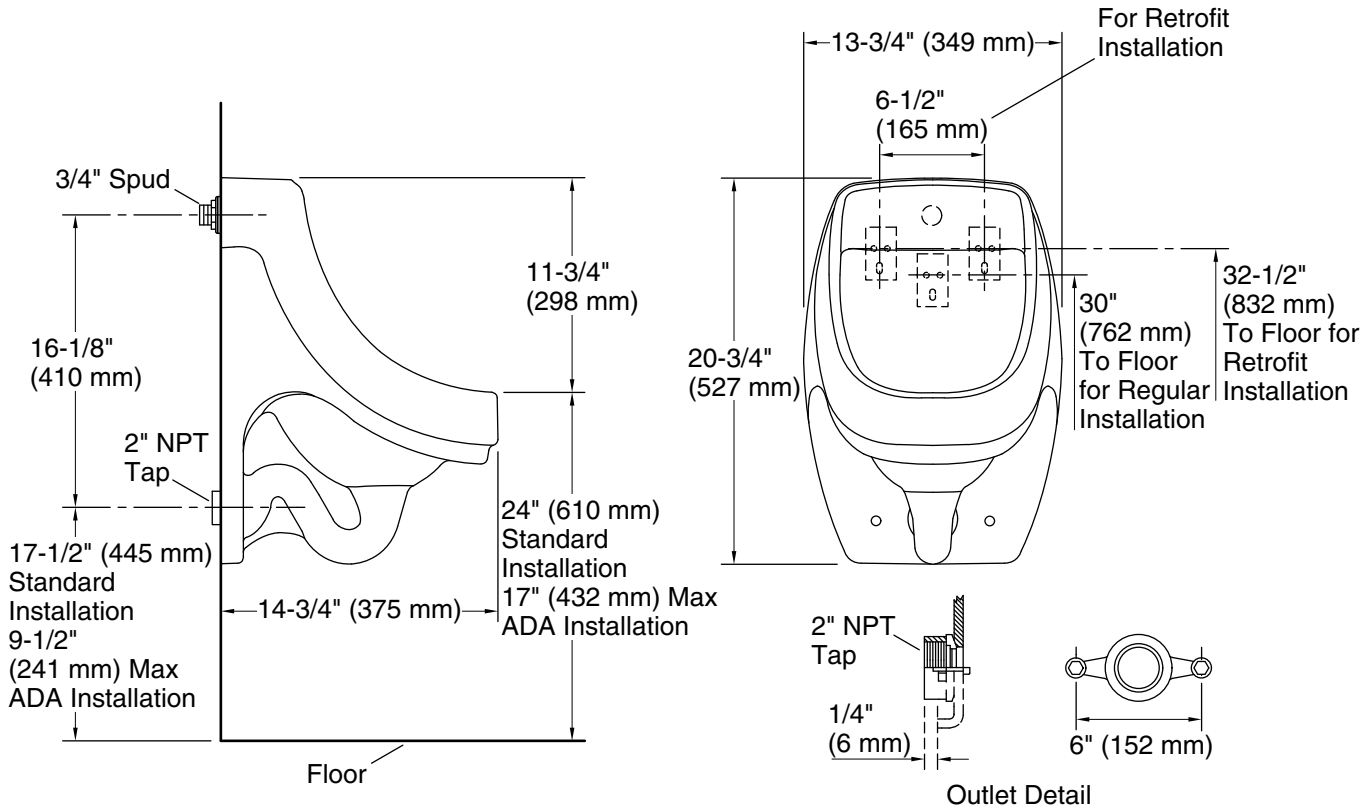
1-800-4KOHLER (1-800-456-4537)

Kohler Co. reserves the right to make revisions without notice to product specifications.

For the most current Specification Sheet, go to www.kohler.com USA or www.kohler.ca Canada

9-1-2025 21:05 - US/CA

THE BOLD LOOK
OF **KOHLER**®



Technical Information

All product dimensions are nominal.

Spud size:	3/4", Inlet, Rear
Min. Water per Flush:	0.125 gpf (0.5 lpf)
Max. Water per Flush:	0.125 gpf (0.5 lpf)

Designed for the above water use when installed with a water-saving flushometer.

Pressure and Supply Requirements

Fixture pressure min (static):	25 psi (172.4 kPa)
Fixture pressure max (static):	80 psi (551.6 kPa)

Notes

Install this product according to the installation guide.

ADA compliant when installed to the specific requirements of these regulations.