



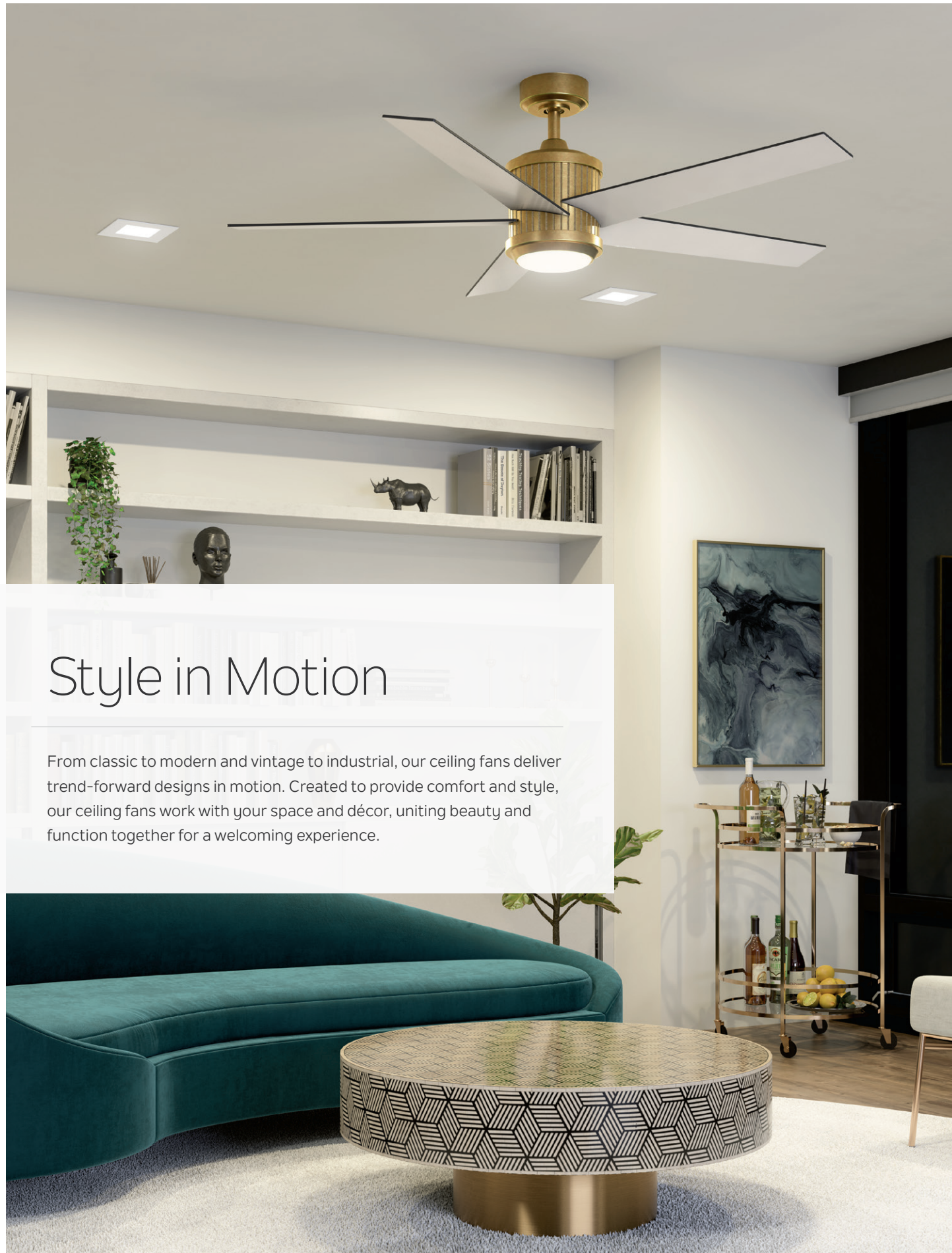
January 2021

CEILING FANS

NEW PRODUCT GUIDE

© 2021 Kichler Lighting LLC. All Rights Reserved.

KICHLER®



Style in Motion

From classic to modern and vintage to industrial, our ceiling fans deliver trend-forward designs in motion. Created to provide comfort and style, our ceiling fans work with your space and décor, uniting beauty and function together for a welcoming experience.

TABLE OF CONTENTS

FANDELIERS 05
 Eyrie 06 Cavelli 10

INDOOR & OUTDOOR CEILING FANS..... 14
 Kapono 16 Lija 22 Brahm™30 Daya™38 Iras™ 42
 Lydra™50 Maeve™54 Verdi™ 60

APPENDIX66

SYMBOL GUIDE

FIXTURE

- DC** DC Motor
- D** Damp-Rated
- W** Wet-Rated

Damp-Rated Ceiling Fans are engineered for high-humidity areas.

Wet-Rated Ceiling Fans are rated for open or direct exposure to sun, rain or water spray.

Dry-Rated Ceiling Fans are rated for indoor use only and are not intended for damp or wet locations.

FC Federal Communications Commission devices designed with this logo comply with part 15 of the FCC rules.

LIGHT SOURCE

- Dimmable
- Integrated LED, LED Light Kit
- Energy Star® rated for energy-efficiency



BRAHM™
300044NBR



IRAS™
300241DBK



MAEVE™
300059MWH

FANDELIERS



300041BSS

Eyrie 23" Fandelier (Brushed Stainless Steel)



300041SBK

Eyrie 23" Fandelier (Satin Black)



300040SBK

Cavelli 25" Fandelier (Satin Black)



300040SNB

Cavelli 25" Fandelier (Satin Natural Bronze)

Eyrie 23" Fandelier White Cage Brushed Stainless Steel Accents

300041BSS

© 2021 Kichler Lighting LLC. All Rights Reserved.



MOTOR FINISH

 Brushed Stainless Steel

BLADE FINISHES

Silver

 LED Light Kit

Housing

Primary Material	STEEL	Max Stem Tilt	30 Degrees
Wall Control Included	Yes		

Blade Finish & Specs

Blade Finish 1	SILVER	Blade Material	ABS
Blade Pitch	21	Blades Included	Yes
Blade Sweep	13	Number of Blades	3

Warranty

www.kichler.com/warranty

ALSO IN THIS FAMILY



300041SBK

AIR PERFORMANCE

AIRFLOW Cubic Ft. Per Minute on High	RPM Revolutions Per Minute on High	POWER USAGE Watts on High (Excludes Lights)	AIRFLOW EFFICIENCY Cubic Ft. Per Minute Per Watt	CFM (Low)	RPM (Low)	Watts (Low)
1226	1100	44	28	603	548	22

SPECIFICATIONS

Light Source

Downlight Option	Removable	Lamp Included	Included
Lamp Type	ST19	Light Source	LED
# of Bulbs/LED Modules	3	Socket Type	Medium

Photometrics

Color Rendering Index	90	Initial Efficacy (Lumens/Watt)	114
Kelvin Temperature	2700K	Initial Lumens	2400

Electrical

Amps (High)	0.41	Amps (Low)	0.32
Motor Size	8225X1	Motor Type	AC
Supply Wire (Degrees)	90		

Dimensions

Base Backplate	5.75 DIA	Downrod 1	1.00" OD X 6.00"
Weight	28.60 LBS	Height	17.75"
Width	23.00"		

Mounting/Installation

Minimum Distance from Fan to Floor	7.0 feet	Interior/Exterior	Interior
Lead Wire Length	78"	Location Rating	Dry
Low Ceiling Adaptable	No	Mounting Style	Downrod
Mounting Weight	27.00 LBS		

FIXTURE ATTRIBUTES

Product/Ordering Information

SKU	300041BSS	Finish	Brushed Stainless Steel
Style	Industrial	UPC	783927603980

Eyrie 23" Fandelier Brushed Nickel Cage Black Accents

300041SBK

© 2021 Kichler Lighting LLC. All Rights Reserved.



MOTOR FINISH

 Satin Black

BLADE FINISHES

Satin Black

 LED Light Kit

AIR PERFORMANCE

AIRFLOW Cubic Ft. Per Minute on High	RPM Revolutions Per Minute on High	POWER USAGE Watts on High (Excludes Lights)	AIRFLOW EFFICIENCY Cubic Ft. Per Minute Per Watt
1226	1100	44	28

CFM (Low)	603
RPM (Low)	548
Watts (Low)	22

SPECIFICATIONS

Light Source			
Downlight Option	Removable	Lamp Included	Included
Lamp Type	ST19	Light Source	LED
# of Bulbs/LED Modules	3	Socket Type	Medium

Photometrics			
Color Rendering Index	90	Initial Efficacy (Lumens/Watt)	114
Kelvin Temperature	2700K	Initial Lumens	2400

Electrical			
Amps (High)	0.41	Amps (Low)	0.32
Motor Size	8225X1	Motor Type	AC
Supply Wire (Degrees)	90		

Dimensions			
Base Backplate	5.75 DIA	Downrod 1	1.00" OD X 6.00"
Weight	28.60 LBS	Height	17.75"
Width	23.00"		

Mounting/Installation			
Minimum Distance from Fan to Floor	7.0 feet	Interior/Exterior	Interior
Lead Wire Length	78"	Location Rating	Dry
Low Ceiling Adaptable	No	Mounting Style	Downrod
Mounting Weight	27.00 LBS		

FIXTURE ATTRIBUTES

Product/Ordering Information			
SKU	300041SBK	Finish	Satin Black
Style	Industrial	UPC	783927603997

Housing			
Primary Material	STEEL	Max Stem Tilt	30 Degrees
Wall Control Included	Yes		

Blade Finish & Specs			
Blade Finish 1	SATIN BLACK	Blade Material	ABS
Blade Pitch	21	Blades Included	Yes
Blade Sweep	13	Number of Blades	3

Warranty			
www.kichler.com/warranty			

ALSO IN THIS FAMILY



300041BSS

Cavelli 25" Fandelier Satin Black Brushed Nickel Accents

300040SBK

© 2021 Kichler Lighting LLC. All Rights Reserved.



MOTOR FINISH

 Satin Black

BLADE FINISHES

Satin Black

 LED Light Kit

AIR PERFORMANCE

AIRFLOW Cubic Ft. Per Minute on High	RPM Revolutions Per Minute on High	POWER USAGE Watts on High (Excludes Lights)	AIRFLOW EFFICIENCY Cubic Ft. Per Minute Per Watt
1329	1012	44	30

CFM (Low)	596
RPM (Low)	420
Watts (Low)	23

SPECIFICATIONS

Light Source			
Downlight Option	Removable	Lamp Included	Included
Lamp Type	ST19	Light Source	LED
# of Bulbs/LED Modules	4	Socket Type	Medium

Photometrics			
Color Rendering Index	90	Initial Efficacy (Lumens/Watt)	114
Kelvin Temperature	2700K	Initial Lumens	3200

Electrical			
Amps (High)	0.41	Amps (Low)	0.33
Motor Size	8225X1	Motor Type	AC
Supply Wire (Degrees)	90		

Dimensions			
Base Backplate	5.75 DIA	Downrod 1	1.00" OD X 6.00"
Weight	28.60 LBS	Height	16.25"
Width	25.00"		

Mounting/Installation			
Minimum Distance from Fan to Floor	7.0 feet	Interior/Exterior	Interior
Lead Wire Length	78"	Location Rating	Dry
Low Ceiling Adaptable	No	Mounting Style	Downrod
Mounting Weight	25.00 LBS		

FIXTURE ATTRIBUTES

Product/Ordering Information			
SKU	300040SBK	Finish	Satin Black
Style	Industrial	UPC	783927603966

Housing			
Primary Material	STEEL	Max Stem Tilt	30 Degrees
Wall Control Included	Yes		

Blade Finish & Specs			
Blade Finish 1	SATIN BLACK	Blade Material	ABS
Blade Pitch	21	Blades Included	Yes
Blade Sweep	13	Number of Blades	3

Warranty			
www.kichler.com/warranty			

ALSO IN THIS FAMILY



300040SNB

Cavelli 25" Fandelier Satin Natural Bronze Natural Brass Accents

300040SNB

© 2021 Kichler Lighting LLC. All Rights Reserved.



MOTOR FINISH

 Satin Natural Bronze

BLADE FINISHES

Satin Natural Bronze

 LED Light Kit

AIR PERFORMANCE

AIRFLOW Cubic Ft. Per Minute on High	RPM Revolutions Per Minute on High	POWER USAGE Watts on High (Excludes Lights)	AIRFLOW EFFICIENCY Cubic Ft. Per Minute Per Watt	CFM (Low)	RPM (Low)	Watts (Low)
1329	1012	44	30	596	420	23

SPECIFICATIONS

Light Source			
Downlight Option	Removable	Lamp Included	Included
Lamp Type	ST19	Light Source	LED
# of Bulbs/LED Modules	4	Socket Type	Medium

Photometrics			
Color Rendering Index	90	Initial Efficacy (Lumens/Watt)	114
Kelvin Temperature	2700K	Initial Lumens	3200

Electrical			
Amps (High)	0.41	Amps (Low)	0.33
Motor Size	8225X1	Motor Type	AC
Supply Wire (Degrees)	90		

Dimensions			
Base Backplate	5.75 DIA	Downrod 1	1.00" OD X 6.00"
Weight	28.60 LBS	Height	16.25"
Width	25.00"		

Mounting/Installation			
Minimum Distance from Fan to Floor	7.0 feet	Interior/Exterior	Interior
Lead Wire Length	78"	Location Rating	Dry
Low Ceiling Adaptable	No	Mounting Style	Downrod
Mounting Weight	25.00 LBS		

FIXTURE ATTRIBUTES

Product/Ordering Information			
SKU	300040SNB	Finish	Satin Natural Bronze
Style	Industrial	UPC	783927603973

Housing			
Primary Material	STEEL	Max Stem Tilt	30 Degrees
Wall Control Included	Yes		

Blade Finish & Specs			
Blade Finish 1	Satin Natural Bronze	Blade Material	ABS
Blade Pitch	21	Blades Included	Yes
Blade Sweep	13	Number of Blades	3

Warranty
www.kichler.com/warranty

ALSO IN THIS FAMILY



300040SBK

INDOOR CEILING FANS

<p>330089NI</p> <p>Kapono 52" LED Ceiling Fan (Brushed Nickel)</p>	<p>330089SBK</p> <p>Kapono 52" LED Ceiling Fan (Satin Black)</p>	<p>330089WH</p> <p>Kapono 52" LED Ceiling Fan (White)</p>	<p>330140NI</p> <p>Lija 52" LED Ceiling Fan (Brushed Nickel)</p>
--	--	---	--

<p>330140SBK</p> <p>Lija 52" LED Ceiling Fan (Satin Black)</p>	<p>330140SNB</p> <p>Lija 52" LED Ceiling Fan (Satin Natural Bronze)</p>	<p>330140WH</p> <p>Lija 52" LED Ceiling Fan (White)</p>	<p>300044BSS</p> <p>Brahm™ LED 56" Ceiling Fan (Brushed Stainless Steel)</p>
--	---	---	--

<p>300044MWH</p> <p>Brahm™ LED 56" Ceiling Fan (Matte White)</p>	<p>300044NBR</p> <p>Brahm™ LED 56" Ceiling Fan (Natural Brass)</p>	<p>300044SBK</p> <p>Brahm™ LED 56" Ceiling Fan (Satin Black)</p>	<p>310072NI</p> <p>Daya™ LED 54" Ceiling Fan (Brushed Nickel)</p>
--	--	--	---

<p>310072SBK</p> <p>Daya™ LED 54" Ceiling Fan (Satin Black)</p>	<p>300241AVI</p> <p>Iras™ LED 52" Ceiling Fan (Anvil Iron)</p>	<p>300241AVI7</p> <p>Iras™ LED 52" Ceiling Fan (Anvil Iron)</p>	<p>300241DBK</p> <p>Iras™ LED 52" Ceiling Fan (Distressed Black)</p>
---	--	---	--

<p>300241WZC</p> <p>Iras™ LED 52" Ceiling Fan (Weathered Zinc)</p>	<p>310073DBK</p> <p>Lydra™ LED 52" Ceiling Fan (Distressed Black)</p>	<p>310073OZ</p> <p>Lydra™ LED 52" Ceiling Fan (Olde Bronze)</p>	<p>300059BSS</p> <p>Maeve™ LED 52" Ceiling Fan (Brushed Stainless Steel)</p>
--	---	---	--

<p>300059MWH</p> <p>Maeve™ LED 52" Ceiling Fan (Matte White)</p>	<p>300059SBK</p> <p>Maeve™ LED 52" Ceiling Fan (Satin Black)</p>	<p>310100AVI</p> <p>Verdi™ LED 56" Ceiling Fan (Anvil Iron)</p>	<p>310100NI</p> <p>Verdi™ LED 56" Ceiling Fan (Brushed Nickel)</p>
--	--	---	--


<p>310100OZ</p> <p>Verdi™ LED 56" Ceiling Fan (Olde Bronze)</p>

Kapono 52" LED Ceiling Fan Nickel with Frosted White Polycarbonate Lens

330089NI

© 2021 Kichler Lighting LLC. All Rights Reserved.

MOTOR FINISH

 Brushed Nickel

BLADE FINISHES

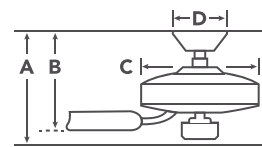
Brushed Nickel

 Dimmable

 LED Light Kit



Dimensional Measurements Diagram



AIR PERFORMANCE

AIRFLOW Cubic Ft. Per Minute on High	RPM Revolutions Per Minute on High	POWER USAGE Watts on High (Excludes Lights)	AIRFLOW EFFICIENCY Cubic Ft. Per Minute Per Watt
5620	137	73	87

CFM (Low)	2029
RPM (Low)	58
Watts (Low)	15

SPECIFICATIONS

Light Source			
Dimmable	Yes	Downlight Included	Yes
Downlight Option	Integrated	Lamp Included	Integrated
Light Source	LED	# of Bulbs/LED Modules	1
Photometrics			
Color Rendering Index	90	Initial Efficacy (Lumens/Watt)	80
Kelvin Temperature	3000K	Initial Lumens	1400
Electrical			
Amps (High)	0.61	Amps (Low)	0.28
Motor Size	172MM X 20MM	Motor Type	AC
Supply Wire (Degrees)	90		
Dimensions			
Base Backplate	6.75 DIA	Downrod 1	1.00" OD X 6.00"
Downrod 1 - Measurement A	14.75"	Downrod 1 - Measurement B	10.50"
Downrod 1 - Measurement C	10.50"	Weight	23.80 LBS
Mounting/Installation			
Minimum Distance from Fan to Floor	7.0 feet	Interior/Exterior	Interior
Lead Wire Length	78"	Location Rating	Dry
Low Ceiling Adaptable	No	Mounting Style	Downrod
Mounting Weight	18.30 LBS		
FIXTURE ATTRIBUTES			
Product/Ordering Information			
SKU	330089NI	Finish	Brushed Nickel
Style	Transitional	UPC	783927604024

Housing			
Diffuser Description	Frosted White Polycarbonate	Primary Material	STEEL
Max Stem Tilt	18 Degrees	Remote Included	Yes
Blade Finish & Specs			
Blade Finish 1	BRUSHED NICKEL	Blade Material	ABS
Blade Pitch	12	Blades Included	Yes
Blade Sweep	52	Number of Blades	5

Warranty
www.kichler.com/warranty

ALSO IN THIS FAMILY



330089SBK



330089WH

Kapono 52" LED Ceiling Fan Satin Black with Frosted White Polycarbonate Lens

330089SBK

© 2021 Kichler Lighting LLC. All Rights Reserved.



MOTOR FINISH

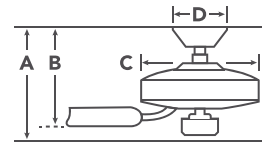


BLADE FINISHES

Satin Black



Dimensional Measurements Diagram



AIR PERFORMANCE

AIRFLOW Cubic Ft. Per Minute on High	RPM Revolutions Per Minute on High	POWER USAGE Watts on High (Excludes Lights)	AIRFLOW EFFICIENCY Cubic Ft. Per Minute Per Watt
5620	137	73	87

CFM (Low)	2029
RPM (Low)	58
Watts (Low)	15

SPECIFICATIONS

Light Source			
Dimmable	Yes	Downlight Included	Yes
Downlight Option	Integrated	Lamp Included	Integrated
Light Source	LED	# of Bulbs/LED Modules	1
Photometrics			
Color Rendering Index	90	Initial Efficacy (Lumens/Watt)	80
Kelvin Temperature	3000K	Initial Lumens	1400
Electrical			
Amps (High)	0.61	Amps (Low)	0.28
Motor Size	172MM X 20MM	Motor Type	AC
Supply Wire (Degrees)	90		
Dimensions			
Base Backplate	6.75 DIA	Downrod 1	1.00" OD X 6.00"
Downrod 1 - Measurement A	14.75"	Downrod 1 - Measurement B	10.50"
Downrod 1 - Measurement C	10.50"	Weight	23.80 LBS
Mounting/Installation			
Minimum Distance from Fan to Floor	7.0 feet	Interior/Exterior	Interior
Lead Wire Length	78"	Location Rating	Dry
Low Ceiling Adaptable	No	Mounting Style	Downrod
Mounting Weight	18.30 LBS		
FIXTURE ATTRIBUTES			
Product/Ordering Information			
SKU	330089SBK	Finish	Satin Black
Style	Transitional	UPC	783927604031

Housing			
Diffuser Description	Frosted White Polycarbonate	Primary Material	STEEL
Max Stem Tilt	18 Degrees	Remote Included	Yes
Blade Finish & Specs			
Blade Finish 1	SATIN BLACK	Blade Material	ABS
Blade Pitch	12	Blades Included	Yes
Blade Sweep	52	Number of Blades	5

Warranty
www.kichler.com/warranty

ALSO IN THIS FAMILY



330089NI




330089WH

Kapono 52" LED Ceiling Fan White with Frosted White Polycarbonate Lens

330089WH

© 2021 Kichler Lighting LLC. All Rights Reserved.

MOTOR FINISH

 White

BLADE FINISHES

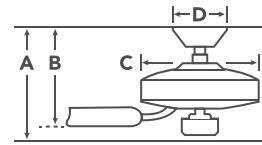
White

 Dimmable

 LED Light Kit



Dimensional Measurements Diagram



AIR PERFORMANCE

AIRFLOW Cubic Ft. Per Minute on High	RPM Revolutions Per Minute on High	POWER USAGE Watts on High (Excludes Lights)	AIRFLOW EFFICIENCY Cubic Ft. Per Minute Per Watt
5620	137	73	87

CFM (Low)	2029
RPM (Low)	58
Watts (Low)	15

SPECIFICATIONS

Light Source			
Dimmable	Yes	Downlight Included	Yes
Downlight Option	Integrated	Lamp Included	Integrated
Light Source	LED	# of Bulbs/LED Modules	1
Photometrics			
Color Rendering Index	90	Initial Efficacy (Lumens/Watt)	80
Kelvin Temperature	3000K	Initial Lumens	1400
Electrical			
Amps (High)	0.61	Amps (Low)	0.28
Motor Size	172MM X 20MM	Motor Type	AC
Supply Wire (Degrees)	90		
Dimensions			
Base Backplate	6.75 DIA	Downrod 1	1.00" OD X 6.00"
Downrod 1 - Measurement A	14.75"	Downrod 1 - Measurement B	10.50"
Downrod 1 - Measurement C	10.50"	Weight	23.80 LBS
Mounting/Installation			
Minimum Distance from Fan to Floor	7.0 feet	Interior/Exterior	Interior
Lead Wire Length	78"	Location Rating	Dry
Low Ceiling Adaptable	No	Mounting Style	Downrod
Mounting Weight	18.30 LBS		

FIXTURE ATTRIBUTES

Product/Ordering Information			
SKU	330089WH	Finish	White
Style	Transitional	UPC	783927604048

Housing			
Diffuser Description	Frosted White Polycarbonate	Primary Material	STEEL
Max Stem Tilt	18 Degrees	Remote Included	Yes
Blade Finish & Specs			
Blade Finish 1	WHITE	Blade Material	ABS
Blade Pitch	12	Blades Included	Yes
Blade Sweep	52	Number of Blades	5

Warranty
www.kichler.com/warranty

ALSO IN THIS FAMILY



330089NI



330089SBK


Lija 52" LED Ceiling Fan Nickel with Etched Cased Opal Glass

330140NI

© 2021 Kichler Lighting LLC. All Rights Reserved.



MOTOR FINISH

 Brushed Nickel

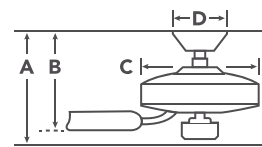
BLADE FINISHES

Walnut, Silver

 Dimmable

 LED Light Kit

Dimensional Measurements Diagram



AIR PERFORMANCE

AIRFLOW Cubic Ft. Per Minute on High	RPM Revolutions Per Minute on High	POWER USAGE Watts on High (Excludes Lights)	AIRFLOW EFFICIENCY Cubic Ft. Per Minute Per Watt
5093	175	61	83

CFM (Low)	1934
RPM (Low)	72
Watts (Low)	13

SPECIFICATIONS

Light Source			
Dimmable	Yes	Downlight Included	Yes
Downlight Option	Integrated	Lamp Included	Integrated
Light Source	LED	# of Bulbs/LED Modules	1

Photometrics			
Color Rendering Index	90	Initial Efficacy (Lumens/Watt)	80
Kelvin Temperature	3000K	Initial Lumens	1400

Electrical			
Amps (High)	0.51	Amps (Low)	0.23
Motor Size	172MM X 17MM	Motor Type	AC
Supply Wire (Degrees)	90		

Dimensions			
Base Backplate	5.75 DIA	Downrod 1	1.00" OD X 4.50"
Downrod 1 - Measurement A	14.25"	Downrod 1 - Measurement B	10.00"
Downrod 1 - Measurement C	6.75"	Weight	22.00 LBS

Mounting/Installation			
Minimum Distance from Fan to Floor	7.0 feet	Interior/Exterior	Interior
Lead Wire Length	78"	Location Rating	Dry
Low Ceiling Adaptable	No	Mounting Style	Downrod
Mounting Weight	17.00 LBS		

FIXTURE ATTRIBUTES

Product/Ordering Information			
SKU	330140NI	Finish	Brushed Nickel
Style	Lodge / Country	UPC	783927851848

Housing			
Diffuser Description	Etched Cased Opal	Primary Material	STEEL
Max Stem Tilt	22 Degrees	Remote Included	Yes

Blade Finish & Specs			
Blade Finish 1	WALNUT	Blade Finish 2	SILVER
Blade Material	PLYWOOD	Blade Pitch	12
Blades Included	Yes	Blade Sweep	52
Number of Blades	4	Blades Reversible	Yes

Warranty

www.kichler.com/warranty

ALSO IN THIS FAMILY



330140SBK



330140SNB




330140WH

Lija 52" LED Ceiling Fan Satin Black with Etched Cased Opal Glass

330140SBK

© 2021 Kichler Lighting LLC. All Rights Reserved.

MOTOR FINISH

 Satin Black

BLADE FINISHES

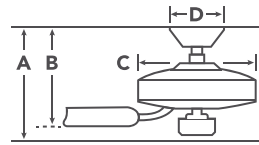
Satin Black, Silver

 Dimmable

 LED Light Kit



Dimensional Measurements Diagram



AIR PERFORMANCE

AIRFLOW Cubic Ft. Per Minute on High	RPM Revolutions Per Minute on High	POWER USAGE Watts on High (Excludes Lights)	AIRFLOW EFFICIENCY Cubic Ft. Per Minute Per Watt
5093	175	61	83

CFM (Low)	1934
RPM (Low)	72
Watts (Low)	13

SPECIFICATIONS

Light Source			
Dimmable	Yes	Downlight Included	Yes
Downlight Option	Integrated	Lamp Included	Integrated
Light Source	LED	# of Bulbs/LED Modules	1

Photometrics			
Color Rendering Index	90	Initial Efficacy (Lumens/Watt)	80
Kelvin Temperature	3000K	Initial Lumens	1400

Electrical			
Amps (High)	0.51	Amps (Low)	0.23
Motor Size	172MM X 17MM	Motor Type	AC
Supply Wire (Degrees)	90		

Dimensions			
Base Backplate	5.75 DIA	Downrod 1	1.00" OD X 4.50"
Downrod 1 - Measurement A	14.25"	Downrod 1 - Measurement B	10.00"
Downrod 1 - Measurement C	6.75"	Weight	22.00 LBS

Mounting/Installation			
Minimum Distance from Fan to Floor	7.0 feet	Interior/Exterior	Interior
Lead Wire Length	78"	Location Rating	Dry
Low Ceiling Adaptable	No	Mounting Style	Downrod
Mounting Weight	17.00 LBS		

FIXTURE ATTRIBUTES

Product/Ordering Information			
SKU	330140SBK	Finish	Satin Black
Style	Lodge / Country	UPC	783927851855

Housing			
Diffuser Description	Etched Cased Opal	Primary Material	STEEL
Max Stem Tilt	22 Degrees	Remote Included	Yes

Blade Finish & Specs			
Blade Finish 1	SATIN BLACK	Blade Finish 2	SILVER
Blade Material	PLYWOOD	Blade Pitch	12
Blades Included	Yes	Blade Sweep	52
Number of Blades	4	Blades Reversible	Yes

Warranty

www.kichler.com/warranty

ALSO IN THIS FAMILY



330140NI



330140SNB



330140WH

Lija 52" LED Ceiling Fan Satin Natural Bronze with Etched Cased Opal Glass

330140SNB

© 2021 Kichler Lighting LLC. All Rights Reserved.

MOTOR FINISH

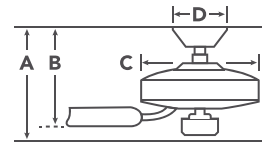


BLADE FINISHES

Walnut, Cherry



Dimensional Measurements Diagram



AIR PERFORMANCE

AIRFLOW Cubic Ft. Per Minute on High	RPM Revolutions Per Minute on High	POWER USAGE Watts on High (Excludes Lights)	AIRFLOW EFFICIENCY Cubic Ft. Per Minute Per Watt
5093	175	61	83

CFM (Low)	1934
RPM (Low)	72
Watts (Low)	13

SPECIFICATIONS

Light Source			
Dimmable	Yes	Downlight Included	Yes
Downlight Option	Integrated	Lamp Included	Integrated
Light Source	LED	# of Bulbs/LED Modules	1
Photometrics			
Color Rendering Index	90	Initial Efficacy (Lumens/Watt)	80
Kelvin Temperature	3000K	Initial Lumens	1400
Electrical			
Amps (High)	0.51	Amps (Low)	0.23
Motor Size	172MM X 17MM	Motor Type	AC
Supply Wire (Degrees)	90		
Dimensions			
Base Backplate	5.75 DIA	Downrod 1	1.00" OD X 4.50"
Downrod 1 - Measurement A	14.25"	Downrod 1 - Measurement B	10.00"
Downrod 1 - Measurement C	6.75"	Weight	22.00 LBS
Mounting/Installation			
Minimum Distance from Fan to Floor	7.0 feet	Interior/Exterior	Interior
Lead Wire Length	78"	Location Rating	Dry
Low Ceiling Adaptable	No	Mounting Style	Downrod
Mounting Weight	17.00 LBS		

FIXTURE ATTRIBUTES

Product/Ordering Information			
SKU	330140SNB	Finish	Satin Natural Bronze
Style	Lodge / Country	UPC	783927851862

Housing			
Diffuser Description	Etched Cased Opal	Primary Material	STEEL
Max Stem Tilt	22 Degrees	Remote Included	Yes
Blade Finish & Specs			
Blade Finish 1	WALNUT	Blade Finish 2	CHERRY
Blade Material	PLYWOOD	Blade Pitch	12
Blades Included	Yes	Blade Sweep	52
Number of Blades	4	Blades Reversible	Yes

Warranty
www.kichler.com/warranty

ALSO IN THIS FAMILY



Lija 52" LED Ceiling Fan White with Etched Cased Opal Glass

330140WH

© 2021 Kichler Lighting LLC. All Rights Reserved.

MOTOR FINISH

 White

BLADE FINISHES

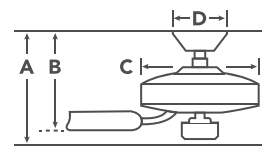
White, Silver

 Dimmable

 LED Light Kit



Dimensional Measurements Diagram



AIR PERFORMANCE

AIRFLOW Cubic Ft. Per Minute on High	RPM Revolutions Per Minute on High	POWER USAGE Watts on High (Excludes Lights)	AIRFLOW EFFICIENCY Cubic Ft. Per Minute Per Watt
5093	175	61	83

CFM (Low)	1934
RPM (Low)	72
Watts (Low)	13

SPECIFICATIONS

Light Source			
Dimmable	Yes	Downlight Included	Yes
Downlight Option	Integrated	Lamp Included	Integrated
Light Source	LED	# of Bulbs/LED Modules	1

Photometrics			
Color Rendering Index	90	Initial Efficacy (Lumens/Watt)	80
Kelvin Temperature	3000K	Initial Lumens	1400

Electrical			
Amps (High)	0.51	Amps (Low)	0.23
Motor Size	172MM X 17MM	Motor Type	AC
Supply Wire (Degrees)	90		

Dimensions			
Base Backplate	5.75 DIA	Downrod 1	1.00" OD X 4.50"
Downrod 1 - Measurement A	14.25"	Downrod 1 - Measurement B	10.00"
Downrod 1 - Measurement C	6.75"	Weight	22.00 LBS

Mounting/Installation			
Minimum Distance from Fan to Floor	7.0 feet	Interior/Exterior	Interior
Lead Wire Length	78"	Location Rating	Dry
Low Ceiling Adaptable	No	Mounting Style	Downrod
Mounting Weight	17.00 LBS		

FIXTURE ATTRIBUTES

Product/Ordering Information			
SKU	330140WH	Finish	White
Style	Lodge / Country	UPC	783927851879

Housing			
Diffuser Description	Etched Cased Opal	Primary Material	STEEL
Max Stem Tilt	22 Degrees	Remote Included	Yes

Blade Finish & Specs			
Blade Finish 1	WHITE	Blade Finish 2	SILVER
Blade Material	PLYWOOD	Blade Pitch	12
Blades Included	Yes	Blade Sweep	52
Number of Blades	4	Blades Reversible	Yes

Warranty			
www.kichler.com/warranty			

ALSO IN THIS FAMILY



330140NI



330140SBK



330140SNB


Brahm™ LED 56" Ceiling Fan Brushed Stainless Steel

300044BSS

© 2021 Kichler Lighting LLC. All Rights Reserved.



MOTOR FINISH

 Brushed Stainless Steel

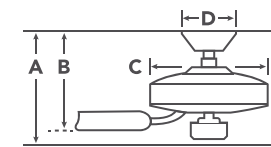
BLADE FINISHES

Silver, Walnut

 Dimmable

 LED Light Kit

Dimensional Measurements Diagram



AIR PERFORMANCE

AIRFLOW Cubic Ft. Per Minute on High	RPM Revolutions Per Minute on High	POWER USAGE Watts on High (Excludes Lights)	AIRFLOW EFFICIENCY Cubic Ft. Per Minute Per Watt
5498	158	68	81

CFM (Low)	2160
RPM (Low)	64
Watts (Low)	18

SPECIFICATIONS

Light Source			
Dimmable	Yes	Downlight Included	Yes
Downlight Option	Integrated	Lamp Included	Integrated
Light Source	LED	# of Bulbs/LED Modules	1
Photometrics			
Color Rendering Index	90	Initial Efficacy (Lumens/Watt)	80
Kelvin Temperature	3000K	Initial Lumens	1400
Electrical			
Amps (High)	0.57	Amps (Low)	0.26
Motor Size	172MM X 20MM	Motor Type	AC Induction
Supply Wire (Degrees)	90		
Dimensions			
Base Backplate	6.00 DIA	Downrod 1	1.00" OD X 4.50"
Downrod 1 - Measurement A	15.50"	Downrod 1 - Measurement B	10.50"
Downrod 1 - Measurement C	8.25"	Weight	22.50 LBS
Mounting/Installation			
Minimum Distance from Fan to Floor	7.0 feet	Interior/Exterior Location Rating	Interior Dry
Lead Wire Length	78"	Mounting Style	Downrod
Low Ceiling Adaptable	No		
Mounting Weight	20.00 LBS		
Product/Ordering Information			
SKU	300044BSS	Finish	Brushed Stainless Steel
Style	Art Deco	UPC	783927000864

Housing			
Diffuser Description	Etched Cased Opal	Primary Material	STEEL
Max Stem Tilt	22 Degrees	Remote Included	Yes
Blade Finish & Specs			
Blade Finish 1	Silver	Blade Finish 2	Walnut
Blade Material	PLYWOOD	Blade Pitch	12
Blades Included	Yes	Blade Sweep	56
Number of Blades	5	Blades Reversible	Yes

Warranty

www.kichler.com/warranty

ALSO IN THIS FAMILY



300044MWH



300044NBR



300044SBK

Brahm™ LED 56" Ceiling Fan Matte White

300044MWH

© 2021 Kichler Lighting LLC. All Rights Reserved.

MOTOR FINISH

Matte White

BLADE FINISHES

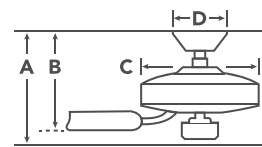
Matte White, Silver

Dimmable

LED Light Kit



Dimensional Measurements Diagram



AIR PERFORMANCE

AIRFLOW Cubic Ft. Per Minute on High	RPM Revolutions Per Minute on High	POWER USAGE Watts on High (Excludes Lights)	AIRFLOW EFFICIENCY Cubic Ft. Per Minute Per Watt
5498	158	68	81

CFM (Low)	2160
RPM (Low)	64
Watts (Low)	18

SPECIFICATIONS

Light Source			
Dimmable	Yes	Downlight Included	Yes
Downlight Option	Integrated	Lamp Included	Integrated
Light Source	LED	# of Bulbs/LED Modules	1
Photometrics			
Color Rendering Index	90	Initial Efficacy (Lumens/Watt)	80
Kelvin Temperature	3000K	Initial Lumens	1400
Electrical			
Amps (High)	0.57	Amps (Low)	0.26
Motor Size	172MM X 20MM	Motor Type	AC Induction
Supply Wire (Degrees)	90		
Dimensions			
Base Backplate	6.00 DIA	Downrod 1	1.00" OD X 4.50"
Downrod 1 - Measurement A	15.50"	Downrod 1 - Measurement B	10.50"
Downrod 1 - Measurement C	8.25"	Weight	22.50 LBS
Mounting/Installation			
Minimum Distance from Fan to Floor	7.0 feet	Interior/Exterior	Interior
Lead Wire Length	78"	Location Rating	Dry
Low Ceiling Adaptable	No	Mounting Style	Downrod
Mounting Weight	20.00 LBS		
Product/Ordering Information			
SKU	300044MWH	Finish	Matte White
Style	Art Deco	UPC	783927000871

Housing			
Diffuser Description	Etched Cased Opal	Primary Material	STEEL
Max Stem Tilt	22 Degrees	Remote Included	Yes
Blade Finish & Specs			
Blade Finish 1	Matte White	Blade Finish 2	Silver
Blade Material	PLYWOOD	Blade Pitch	12
Blades Included	Yes	Blade Sweep	56
Number of Blades	5	Blades Reversible	Yes
Warranty			
www.kichler.com/warranty			

ALSO IN THIS FAMILY



300044BSS



300044NBR



300044SBK

MOTOR FINISH

 Natural Brass

BLADE FINISHES

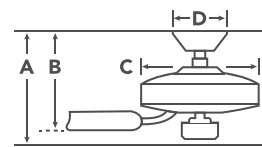
Walnut, White

 Dimmable

 LED Light Kit



Dimensional Measurements Diagram



AIR PERFORMANCE

AIRFLOW Cubic Ft. Per Minute on High	RPM Revolutions Per Minute on High	POWER USAGE Watts on High (Excludes Lights)	AIRFLOW EFFICIENCY Cubic Ft. Per Minute Per Watt
5498	158	68	81

CFM (Low)	2160
RPM (Low)	64
Watts (Low)	18

SPECIFICATIONS

Light Source			
Dimmable	Yes	Downlight Included	Yes
Downlight Option	Integrated	Lamp Included	Integrated
Light Source	LED	# of Bulbs/LED Modules	1
Photometrics			
Color Rendering Index	90	Initial Efficacy (Lumens/Watt)	80
Kelvin Temperature	3000K	Initial Lumens	1400
Electrical			
Amps (High)	0.57	Amps (Low)	0.26
Motor Size	172MM X 20MM	Motor Type	AC Induction
Supply Wire (Degrees)	90		
Dimensions			
Base Backplate	6.00 DIA	Downrod 1	1.00" OD X 4.50"
Downrod 1 - Measurement A	15.50"	Downrod 1 - Measurement B	10.50"
Downrod 1 - Measurement C	8.25"	Weight	22.50 LBS
Mounting/Installation			
Minimum Distance from Fan to Floor	7.0 feet	Interior/Exterior Location Rating	Interior Dry
Lead Wire Length	78"	Mounting Style	Downrod
Low Ceiling Adaptable	No		
Mounting Weight	20.00 LBS		

FIXTURE ATTRIBUTES

Product/Ordering Information			
SKU	300044NBR	Finish	Natural Brass
Style	Art Deco	UPC	783927000116

Housing			
Diffuser Description	Etched Cased Opal	Primary Material	STEEL
Max Stem Tilt	22 Degrees	Remote Included	Yes
Blade Finish & Specs			
Blade Finish 1	Walnut	Blade Finish 2	White
Blade Material	PLYWOOD	Blade Pitch	12
Blades Included	Yes	Blade Sweep	56
Number of Blades	5	Blades Reversible	Yes

Warranty
www.kichler.com/warranty

ALSO IN THIS FAMILY



300044BSS



300044MWH



300044SBK

Brahm™ LED 56" Ceiling Fan Satin Black

300044SBK

© 2021 Kichler Lighting LLC. All Rights Reserved.



MOTOR FINISH

 Satin Black

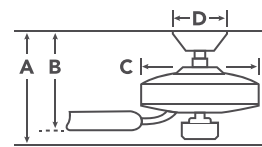
BLADE FINISHES

Satin Black, Silver

 Dimmable

 LED Light Kit

Dimensional Measurements Diagram



AIR PERFORMANCE

AIRFLOW Cubic Ft. Per Minute on High	RPM Revolutions Per Minute on High	POWER USAGE Watts on High (Excludes Lights)	AIRFLOW EFFICIENCY Cubic Ft. Per Minute Per Watt
5498	158	68	81

CFM (Low)	2160
RPM (Low)	64
Watts (Low)	18

SPECIFICATIONS

Light Source			
Dimmable	Yes	Downlight Included	Yes
Downlight Option	Integrated	Lamp Included	Integrated
Light Source	LED	# of Bulbs/LED Modules	1
Photometrics			
Color Rendering Index	90	Initial Efficacy (Lumens/Watt)	80
Kelvin Temperature	3000K	Initial Lumens	1400
Electrical			
Amps (High)	0.57	Amps (Low)	0.26
Motor Size	170MM X 20MM	Motor Type	AC Induction
Supply Wire (Degrees)	90		
Dimensions			
Base Backplate	6.00 DIA	Downrod 1	1.00" OD X 4.50"
Downrod 1 - Measurement A	15.50"	Downrod 1 - Measurement B	10.50"
Downrod 1 - Measurement C	8.25"	Weight	22.50 LBS
Mounting/Installation			
Minimum Distance from Fan to Floor	7.0 feet	Interior/Exterior	Interior
Lead Wire Length	78"	Location Rating	Dry
Low Ceiling Adaptable	No	Mounting Style	Downrod
Mounting Weight	20.00 LBS		
Product/Ordering Information			
SKU	300044SBK	Finish	Satin Black
Style	Art Deco	UPC	783927000109

Housing			
Diffuser Description	Etched Cased Opal	Primary Material	STEEL
Max Stem Tilt	22 Degrees	Remote Included	Yes
Blade Finish & Specs			
Blade Finish 1	Satin Black	Blade Finish 2	Silver
Blade Material	PLYWOOD	Blade Pitch	12
Blades Included	Yes	Blade Sweep	56
Number of Blades	5	Blades Reversible	Yes

Warranty
www.kichler.com/warranty

ALSO IN THIS FAMILY



300044BSS



300044MWH




300044NBR

Daya™ LED 54" Ceiling Fan Brushed Nickel

310072NI

© 2021 Kichler Lighting LLC. All Rights Reserved.

MOTOR FINISH

 Brushed Nickel

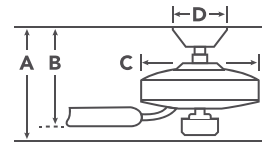
BLADE FINISHES

Silver

 Damp Rated  Dimmable  LED Light Kit



Dimensional Measurements Diagram



AIR PERFORMANCE

AIRFLOW Cubic Ft. Per Minute on High	RPM Revolutions Per Minute on High	POWER USAGE Watts on High (Excludes Lights)	AIRFLOW EFFICIENCY Cubic Ft. Per Minute Per Watt
5715	134	71	80

CFM (Low)	2259
RPM (Low)	56
Watts (Low)	15

SPECIFICATIONS

Light Source			
Dimmable	Yes	Downlight Included	Yes
Downlight Option	Integrated	Lamp Included	Integrated
Light Source	LED	# of Bulbs/LED Modules	1

Photometrics			
Color Rendering Index	90	Initial Efficacy (Lumens/Watt)	80
Kelvin Temperature	3000K	Initial Lumens	2200

Electrical			
Amps (High)	0.60	Amps (Low)	0.27
Motor Size	172MM X 20MM	Motor Type	AC Induction
Supply Wire (Degrees)	90		

Dimensions			
Base Backplate	6.00 DIA	Downrod 1	1.00" OD X 4.50"
Downrod 1 - Measurement A	15.00"	Downrod 1 - Measurement B	8.75"
Downrod 1 - Measurement C	10.25"	Weight	29.20 LBS

Mounting/Installation			
Minimum Distance from Fan to Floor	7.0 feet	Interior/Exterior	Exterior
Lead Wire Length	78"	Location Rating	Damp
Low Ceiling Adaptable	No	Mounting Style	Downrod
Mounting Weight	25.20 LBS		

FIXTURE ATTRIBUTES

Product/Ordering Information			
SKU	310072NI	Finish	Brushed Nickel
Style	Coastal	UPC	783927000918

Housing			
Diffuser Description	Etched Cased Opal	Primary Material	STEEL
Max Stem Tilt	22 Degrees	Remote Included	Yes

Blade Finish & Specs			
Blade Finish 1	Silver	Blade Material	ABS
Blade Pitch	12	Blades Included	Yes
Blade Sweep	54	Number of Blades	5

Warranty

www.kichler.com/warranty

ALSO IN THIS FAMILY



310072SBK

Daya™ LED 54" Ceiling Fan Satin Black

310072SBK

© 2021 Kichler Lighting LLC. All Rights Reserved.

MOTOR FINISH

 Satin Black

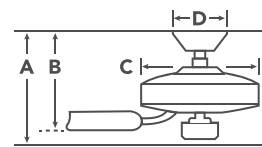
BLADE FINISHES

Satin Black

 Damp Rated  Dimmable  LED Light Kit



Dimensional Measurements Diagram



AIR PERFORMANCE

AIRFLOW Cubic Ft. Per Minute on High	RPM Revolutions Per Minute on High	POWER USAGE Watts on High (Excludes Lights)	AIRFLOW EFFICIENCY Cubic Ft. Per Minute Per Watt
5715	134	71	80

CFM (Low)	2259
RPM (Low)	56
Watts (Low)	15

SPECIFICATIONS

Light Source			
Dimmable	Yes	Downlight Included	Yes
Downlight Option	Integrated	Lamp Included	Integrated
Light Source	LED	# of Bulbs/LED Modules	1

Photometrics			
Color Rendering Index	90	Initial Efficacy (Lumens/Watt)	80
Kelvin Temperature	3000K	Initial Lumens	2200

Electrical			
Amps (High)	0.60	Amps (Low)	0.27
Motor Size	172MM X 20MM	Motor Type	AC Induction
Supply Wire (Degrees)	90		

Dimensions			
Base Backplate	6.00 DIA	Downrod 1	1.00" OD X 4.50"
Downrod 1 - Measurement A	15.00"	Downrod 1 - Measurement B	8.75"
Downrod 1 - Measurement C	10.25"	Weight	29.20 LBS

Mounting/Installation			
Minimum Distance from Fan to Floor	7.0 feet	Interior/Exterior	Exterior
Lead Wire Length	78"	Location Rating	Damp
Low Ceiling Adaptable	No	Mounting Style	Downrod
Mounting Weight	25.20 LBS		

FIXTURE ATTRIBUTES

Product/Ordering Information			
SKU	310072SBK	Finish	Satin Black
Style	Coastal	UPC	783927000925

Housing			
Diffuser Description	Etched Cased Opal	Primary Material	STEEL
Max Stem Tilt	22 Degrees	Remote Included	Yes

Blade Finish & Specs			
Blade Finish 1	Satin Black	Blade Material	ABS
Blade Pitch	12	Blades Included	Yes
Blade Sweep	54	Number of Blades	5

Warranty
www.kichler.com/warranty

ALSO IN THIS FAMILY



310072NI

Iras™ LED 52" Ceiling Fan Anvil Iron

300241AVI

© 2021 Kichler Lighting LLC. All Rights Reserved.

MOTOR FINISH



Anvil Iron

BLADE FINISHES

Dist Antiq Gray, Walnut



Damp Rated



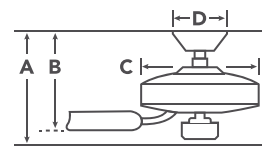
Dimmable



LED Light Kit



Dimensional Measurements Diagram



AIR PERFORMANCE

AIRFLOW Cubic Ft. Per Minute on High	RPM Revolutions Per Minute on High	POWER USAGE Watts on High (Excludes Lights)	AIRFLOW EFFICIENCY Cubic Ft. Per Minute Per Watt
4678	154	62	75

CFM (Low)	1526
RPM (Low)	52
Watts (Low)	11

SPECIFICATIONS

Light Source			
Dimmable	Yes	Downlight Included	Yes
Downlight Option	Integrated	Lamp Included	Integrated
Light Source	LED	# of Bulbs/LED Modules	1

Photometrics			
Color Rendering Index	90	Initial Efficacy (Lumens/Watt)	80
Kelvin Temperature	3000K	Initial Lumens	1400

Electrical			
Amps (High)	0.52	Amps (Low)	0.23
Motor Size	172MM X 12MM	Motor Type	AC Induction
Supply Wire (Degrees)	90		

Dimensions			
Base Backplate	6.00 DIA	Downrod 1	1.00" OD X 4.50"
Downrod 1 - Measurement A	14.25"	Downrod 1 - Measurement B	10.00"
Downrod 1 - Measurement C	8.00"	Weight	20.90 LBS

Mounting/Installation			
Minimum Distance from Fan to Floor	7.0 feet	Interior/Exterior	Exterior
Lead Wire Length	78"	Location Rating	Damp
Low Ceiling Adaptable	No	Mounting Style	Downrod
Mounting Weight	16.55 LBS		

FIXTURE ATTRIBUTES

Product/Ordering Information			
SKU	300241AVI	Finish	Anvil Iron
Style	Lodge / Country	UPC	783927000932

Housing			
Diffuser Description	Etched Cased Opal	Primary Material	STEEL
Max Stem Tilt	22 Degrees	Remote Included	Yes

Blade Finish & Specs			
Blade Finish 1	Dist Antiq Gray	Blade Finish 2	Walnut
Blade Material	ABS	Blade Pitch	12
Blades Included	Yes	Blade Sweep	52
Number of Blades	6	Blades Reversible	Yes

Warranty

www.kichler.com/warranty

ALSO IN THIS FAMILY



300241AVI7



300241DBK



300241WZC

Iras™ LED 52" Ceiling Fan Anvil Iron

300241AVI7

© 2021 Kichler Lighting LLC. All Rights Reserved.

MOTOR FINISH



Anvil Iron

BLADE FINISHES

Dist Antiq Gray



Damp Rated



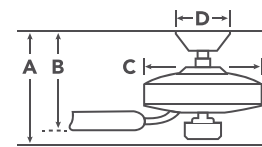
Dimmable



LED Light Kit



Dimensional Measurements Diagram



AIR PERFORMANCE

AIRFLOW Cubic Ft. Per Minute on High	RPM Revolutions Per Minute on High	POWER USAGE Watts on High (Excludes Lights)	AIRFLOW EFFICIENCY Cubic Ft. Per Minute Per Watt
4678	154	62	75

CFM (Low)	1526
RPM (Low)	52
Watts (Low)	11

SPECIFICATIONS

Light Source			
Dimmable	Yes	Downlight Included	Yes
Downlight Option	Integrated	Lamp Included	Integrated
Light Source	LED	# of Bulbs/LED Modules	1

Photometrics			
Color Rendering Index	90	Initial Efficacy (Lumens/Watt)	80
Kelvin Temperature	3000K	Initial Lumens	1400

Electrical			
Amps (High)	0.52	Amps (Low)	0.26
Motor Size	172MM X 12MM	Motor Type	AC Induction
Supply Wire (Degrees)	90		

Dimensions			
Base Backplate	6.00 DIA	Downrod 1	1.00" OD X 4.50"
Downrod 1 - Measurement A	14.25"	Downrod 1 - Measurement B	10.00"
Downrod 1 - Measurement C	8.00"	Weight	20.90 LBS

Mounting/Installation			
Minimum Distance from Fan to Floor	7.0 feet	Interior/Exterior	Exterior
Lead Wire Length	78"	Location Rating	Damp
Low Ceiling Adaptable	No	Mounting Style	Downrod
Mounting Weight	16.55 LBS		

FIXTURE ATTRIBUTES

Product/Ordering Information			
SKU	300241AVI7	Finish	Anvil Iron
Style	Lodge / Country	UPC	783927000949

Housing			
Diffuser Description	Etched Cased Opal	Primary Material	STEEL
Max Stem Tilt	22 Degrees	Remote Included	Yes
Blade Finish & Specs			
Blade Finish 1	Dist Antiq Gray	Blade Material	ABS
Blade Pitch	12	Blades Included	Yes
Blade Sweep	52	Number of Blades	6

Warranty

www.kichler.com/warranty

ALSO IN THIS FAMILY



300241AVI



300241DBK



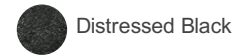
300241WZC

Iras™ LED 52" Ceiling Fan Distressed Black

300241DBK

© 2021 Kichler Lighting LLC. All Rights Reserved.

MOTOR FINISH



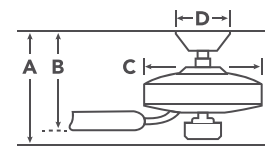
Distressed Black

BLADE FINISHES

Walnut, Satin Black



Dimensional Measurements Diagram



AIR PERFORMANCE

AIRFLOW Cubic Ft. Per Minute on High	RPM Revolutions Per Minute on High	POWER USAGE Watts on High (Excludes Lights)	AIRFLOW EFFICIENCY Cubic Ft. Per Minute Per Watt
4678	154	62	75

CFM (Low)	1526
RPM (Low)	52
Watts (Low)	11

SPECIFICATIONS

Light Source			
Dimmable	Yes	Downlight Included	Yes
Downlight Option	Integrated	Lamp Included	Integrated
Light Source	LED	# of Bulbs/LED Modules	1

Photometrics			
Color Rendering Index	90	Initial Efficacy (Lumens/Watt)	80
Kelvin Temperature	3000K	Initial Lumens	1400

Electrical			
Amps (High)	0.52	Amps (Low)	0.23
Motor Size	172MM X 12MM	Motor Type	AC Induction
Supply Wire (Degrees)	90		

Dimensions			
Base Backplate	6.00 DIA	Downrod 1	1.00" OD X 4.50"
Downrod 1 - Measurement A	14.25"	Downrod 1 - Measurement B	10.00"
Downrod 1 - Measurement C	8.00"	Weight	20.90 LBS

Mounting/Installation			
Minimum Distance from Fan to Floor	7.0 feet	Interior/Exterior	Exterior
Lead Wire Length	78"	Location Rating	Damp
Low Ceiling Adaptable	No	Mounting Style	Downrod
Mounting Weight	16.55 LBS		

FIXTURE ATTRIBUTES

Product/Ordering Information			
SKU	300241DBK	Finish	Distressed Black
Style	Lodge / Country	UPC	783927000963

Housing			
Diffuser Description	Etched Cased Opal	Primary Material	STEEL
Max Stem Tilt	22 Degrees	Remote Included	Yes

Blade Finish & Specs			
Blade Finish 1	Walnut	Blade Finish 2	Satin Black
Blade Material	ABS	Blade Pitch	12
Blades Included	Yes	Blade Sweep	52
Number of Blades	6	Blades Reversible	Yes

Warranty

www.kichler.com/warranty

ALSO IN THIS FAMILY



300241AVI



300241AVI7




300241WZC

Iras™ LED 52" Ceiling Fan Weathered Zinc

300241WZC

© 2021 Kichler Lighting LLC. All Rights Reserved.

MOTOR FINISH

 Weathered Zinc

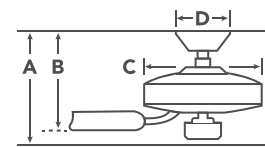
BLADE FINISHES

Dark Walnut, Weathered White

 Damp Rated  Dimmable  LED Light Kit



Dimensional Measurements Diagram



AIR PERFORMANCE

AIRFLOW Cubic Ft. Per Minute on High	RPM Revolutions Per Minute on High	POWER USAGE Watts on High (Excludes Lights)	AIRFLOW EFFICIENCY Cubic Ft. Per Minute Per Watt
4678	154	62	75

CFM (Low)	1526
RPM (Low)	52
Watts (Low)	11

SPECIFICATIONS

Light Source			
Dimmable	Yes	Downlight Included	Yes
Downlight Option	Integrated	Lamp Included	Integrated
Light Source	LED	# of Bulbs/LED Modules	1

Photometrics			
Color Rendering Index	90	Initial Efficacy (Lumens/Watt)	80
Kelvin Temperature	3000K	Initial Lumens	1400

Electrical			
Amps (High)	0.52	Amps (Low)	0.23
Motor Size	172MM X 12MM	Motor Type	AC Induction
Supply Wire (Degrees)	90		

Dimensions			
Base Backplate	6.00 DIA	Downrod 1	1.00" OD X 4.50"
Downrod 1 - Measurement A	14.25"	Downrod 1 - Measurement B	10.00"
Downrod 1 - Measurement C	8.00"	Weight	20.90 LBS

Mounting/Installation			
Minimum Distance from Fan to Floor	7.0 feet	Interior/Exterior	Exterior
Lead Wire Length	78"	Location Rating	Damp
Low Ceiling Adaptable	No	Mounting Style	Downrod
Mounting Weight	16.55 LBS		

FIXTURE ATTRIBUTES

Product/Ordering Information			
SKU	300241WZC	Finish	Weathered Zinc
Style	Lodge / Country	UPC	783927001014

Housing			
Diffuser Description	Etched Cased Opal	Primary Material	STEEL
Max Stem Tilt	22 Degrees	Remote Included	Yes

Blade Finish & Specs			
Blade Finish 1	Dark Walnut	Blade Finish 2	Weathered White
Blade Material	ABS	Blade Pitch	12
Blades Included	Yes	Blade Sweep	52
Number of Blades	6	Blades Reversible	Yes

Warranty

www.kichler.com/warranty

ALSO IN THIS FAMILY



300241AVI



300241AVI7



300241DBK

Lydra™ LED 52" Ceiling Fan Distressed Black

310073DBK

© 2021 Kichler Lighting LLC. All Rights Reserved.



MOTOR FINISH

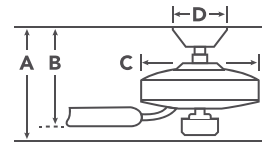
Distressed Black

BLADE FINISHES

Walnut, Satin Black

Damp Rated Dimmable LED Light Kit

Dimensional Measurements Diagram



AIR PERFORMANCE

AIRFLOW Cubic Ft. Per Minute on High	RPM Revolutions Per Minute on High	POWER USAGE Watts on High (Excludes Lights)	AIRFLOW EFFICIENCY Cubic Ft. Per Minute Per Watt
4479	153	48	93

CFM (Low)	1795
RPM (Low)	65
Watts (Low)	14

SPECIFICATIONS

Light Source			
Dimmable	Yes	Downlight Included	Yes
Downlight Option	Removable	Lamp Included	Included
Lamp Type	B10	Light Source	LED
# of Bulbs/LED Modules	3	Socket Type	E12 Candelabra

Photometrics			
Color Rendering Index	90	Initial Efficacy (Lumens/Watt)	75
Kelvin Temperature	2700K	Initial Lumens	900

Electrical			
Amps (High)	0.40	Amps (Low)	0.20
Motor Size	153MM X 20MM	Motor Type	AC Induction
Supply Wire (Degrees)	90		

Dimensions			
Base Backplate	6.00 DIA	Downrod 1	1.00" OD X 4.50"
Downrod 1 - Measurement A	18.50"	Downrod 1 - Measurement B	9.00"
Downrod 1 - Measurement C	8.75"	Weight	23.80 LBS

Mounting/Installation			
Minimum Distance from Fan to Floor	7.0 feet	Interior/Exterior	Exterior
Lead Wire Length	78"	Location Rating	Damp
Low Ceiling Adaptable	No	Mounting Style	Downrod
Mounting Weight	21.30 LBS		

FIXTURE ATTRIBUTES

Product/Ordering Information			
SKU	310073DBK	Finish	Distressed Black
Style	Coastal	UPC	783927001021

Housing			
Diffuser Description	Clear Seeded	Primary Material	STEEL
Max Stem Tilt	22 Degrees	Remote Included	Yes

Blade Finish & Specs			
Blade Finish 1	Walnut	Blade Finish 2	Satin Black
Blade Material	ABS	Blade Pitch	12
Blades Included	Yes	Blade Sweep	52
Number of Blades	5	Blades Reversible	Yes

Warranty			
www.kichler.com/warranty			

ALSO IN THIS FAMILY



310073OZ

MOTOR FINISH

● Olde Bronze

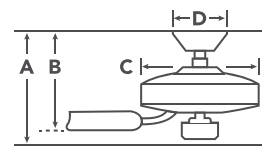
BLADE FINISHES

Dark Walnut, Wthrd Med Oak

D Damp Rated Dimmable LED Light Kit



Dimensional Measurements Diagram



AIR PERFORMANCE

AIRFLOW Cubic Ft. Per Minute on High	RPM Revolutions Per Minute on High	POWER USAGE Watts on High (Excludes Lights)	AIRFLOW EFFICIENCY Cubic Ft. Per Minute Per Watt
4479	153	48	93

CFM (Low)	1795
RPM (Low)	65
Watts (Low)	14

SPECIFICATIONS

Light Source			
Dimmable	Yes	Downlight Included	Yes
Downlight Option	Removable	Lamp Included	Included
Lamp Type	B10	Light Source	LED
# of Bulbs/LED Modules	3	Socket Type	E12 Candelabra

Photometrics			
Color Rendering Index	90	Initial Efficacy (Lumens/Watt)	75
Kelvin Temperature	2700K	Initial Lumens	900

Electrical			
Amps (High)	0.40	Amps (Low)	0.20
Motor Size	153MM X 20MM	Motor Type	AC Induction
Supply Wire (Degrees)	90		

Dimensions			
Base Backplate	6.00 DIA	Downrod 1	1.00" OD X 4.50"
Downrod 1 - Measurement A	18.50"	Downrod 1 - Measurement B	9.00"
Downrod 1 - Measurement C	8.75"	Weight	23.80 LBS

Mounting/Installation			
Minimum Distance from Fan to Floor	7.0 feet	Interior/Exterior	Exterior
Lead Wire Length	78"	Location Rating	Damp
Low Ceiling Adaptable	No	Mounting Style	Downrod
Mounting Weight	21.30 LBS		

FIXTURE ATTRIBUTES

Product/Ordering Information			
SKU	310073OZ	Finish	Olde Bronze
Style	Coastal	UPC	783927001083

Housing			
Diffuser Description	Clear Seeded	Primary Material	STEEL
Max Stem Tilt	22 Degrees	Remote Included	Yes

Blade Finish & Specs			
Blade Finish 1	Dark Walnut	Blade Finish 2	Wthrd Med Oak
Blade Material	ABS	Blade Pitch	12
Blades Included	Yes	Blade Sweep	52
Number of Blades	5	Blades Reversible	Yes

Warranty			
www.kichler.com/warranty			

ALSO IN THIS FAMILY



310073DBK

Maeve™ LED 52" Ceiling Fan Brushed Stainless Steel

300059BSS

© 2021 Kichler Lighting LLC. All Rights Reserved.

MOTOR FINISH

 Brushed Stainless Steel

BLADE FINISHES

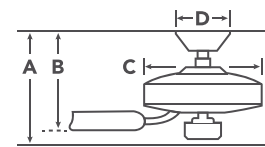
Silver

 Dimmable

 LED Light Kit



Dimensional Measurements Diagram



AIR PERFORMANCE

AIRFLOW Cubic Ft. Per Minute on High	RPM Revolutions Per Minute on High	POWER USAGE Watts on High (Excludes Lights)	AIRFLOW EFFICIENCY Cubic Ft. Per Minute Per Watt
4335	150	52	83

CFM (Low)	1655
RPM (Low)	55
Watts (Low)	12

SPECIFICATIONS

Light Source

Dimmable	Yes	Downlight Included	Yes
Downlight Option	Integrated	Lamp Included	Integrated
Light Source	LED	# of Bulbs/LED Modules	1

Photometrics

Color Rendering Index	90	Initial Efficacy (Lumens/Watt)	80
Kelvin Temperature	3000K	Initial Lumens	1400

Electrical

Amps (High)	0.44	Amps (Low)	0.19
Motor Size	153MM X 20MM	Motor Type	AC Induction
Supply Wire (Degrees)	90		

Dimensions

Base Backplate	6.00 DIA	Downrod 1	1.00" OD X 4.50"
Downrod 1 - Measurement A	14.75"	Downrod 1 - Measurement B	10.50"
Downrod 1 - Measurement C	8.75"	Weight	19.70 LBS

Mounting/Installation

Minimum Distance from Fan to Floor	7.0 feet	Interior/Exterior	Interior
Lead Wire Length	78"	Location Rating	Dry
Low Ceiling Adaptable	No	Mounting Style	Downrod
Mounting Weight	17.60 LBS		

FIXTURE ATTRIBUTES

Product/Ordering Information

SKU	300059BSS	Finish	Brushed Stainless Steel
Style	Contemporary	UPC	783927000017

Housing

Diffuser Description	Etched Cased Opal	Primary Material	STEEL
Max Stem Tilt	22 Degrees	Remote Included	Yes

Blade Finish & Specs

Blade Finish 1	Silver	Blade Material	PLYWOOD
Blade Pitch	12	Blades Included	Yes
Blade Sweep	52	Number of Blades	5

Warranty

www.kichler.com/warranty

ALSO IN THIS FAMILY



300059MWH



300059SBK

Maeve™ LED 52" Ceiling Fan Matte White

300059MWH

© 2021 Kichler Lighting LLC. All Rights Reserved.

MOTOR FINISH

Matte White

BLADE FINISHES

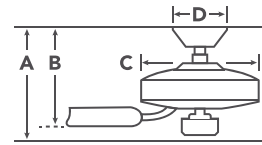
Matte White, Silver

Dimmable

LED Light Kit



Dimensional Measurements Diagram



AIR PERFORMANCE

AIRFLOW Cubic Ft. Per Minute on High	RPM Revolutions Per Minute on High	POWER USAGE Watts on High (Excludes Lights)	AIRFLOW EFFICIENCY Cubic Ft. Per Minute Per Watt
4335	150	52	83

CFM (Low)	1655
RPM (Low)	55
Watts (Low)	12

SPECIFICATIONS

Light Source			
Dimmable	Yes	Downlight Included	Yes
Downlight Option	Integrated	Lamp Included	Integrated
Light Source	LED	# of Bulbs/LED Modules	1
Photometrics			
Color Rendering Index	90	Initial Efficacy (Lumens/Watt)	80
Kelvin Temperature	3000K	Initial Lumens	1400
Electrical			
Amps (High)	0.44	Amps (Low)	0.19
Motor Size	153MM X 20MM	Motor Type	AC Induction
Supply Wire (Degrees)	90		
Dimensions			
Base Backplate	6.00 DIA	Downrod 1	1.00" OD X 4.50"
Downrod 1 - Measurement A	14.75"	Downrod 1 - Measurement B	10.50"
Downrod 1 - Measurement C	8.75"	Weight	19.70 LBS
Mounting/Installation			
Minimum Distance from Fan to Floor	7.0 feet	Interior/Exterior	Interior
Lead Wire Length	78"	Location Rating	Dry
Low Ceiling Adaptable	No	Mounting Style	Downrod
Mounting Weight	17.60 LBS		
Product/Ordering Information			
SKU	300059MWH	Finish	Matte White
Style	Contemporary	UPC	783927000024

Housing			
Diffuser Description	Etched Cased Opal	Primary Material	STEEL
Max Stem Tilt	22 Degrees	Remote Included	Yes
Blade Finish & Specs			
Blade Finish 1	Matte White	Blade Finish 2	Silver
Blade Material	PLYWOOD	Blade Pitch	12
Blades Included	Yes	Blade Sweep	52
Number of Blades	5	Blades Reversible	Yes

Warranty

www.kichler.com/warranty

ALSO IN THIS FAMILY



300059BSS



300059SBK

Maeve™ LED 52" Ceiling Fan Satin Black

300059SBK

© 2021 Kichler Lighting LLC. All Rights Reserved.



MOTOR FINISH



Satin Black

BLADE FINISHES

Satin Black, Silver

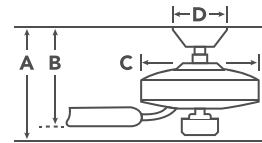


Dimmable



LED Light Kit

Dimensional Measurements Diagram



AIR PERFORMANCE

AIRFLOW Cubic Ft. Per Minute on High	RPM Revolutions Per Minute on High	POWER USAGE Watts on High (Excludes Lights)	AIRFLOW EFFICIENCY Cubic Ft. Per Minute Per Watt
4335	150	52	83

CFM (Low)	1655
RPM (Low)	55
Watts (Low)	12

SPECIFICATIONS

Light Source			
Dimmable	Yes	Downlight Included	Yes
Downlight Option	Integrated	Lamp Included	Integrated
Light Source	LED	# of Bulbs/LED Modules	1

Photometrics			
Color Rendering Index	90	Initial Efficacy (Lumens/Watt)	80
Kelvin Temperature	3000K	Initial Lumens	1400

Electrical			
Amps (High)	0.44	Amps (Low)	0.19
Motor Size	153MM X 20MM	Motor Type	AC Induction
Supply Wire (Degrees)	90		

Dimensions			
Base Backplate	6.00 DIA	Downrod 1	1.00" OD X 4.50"
Downrod 1 - Measurement A	14.75"	Downrod 1 - Measurement B	10.50"
Downrod 1 - Measurement C	8.75"	Weight	19.70 LBS

Mounting/Installation			
Minimum Distance from Fan to Floor	7.0 feet	Interior/Exterior	Interior
Lead Wire Length	78"	Location Rating	Dry
Low Ceiling Adaptable	No	Mounting Style	Downrod
Mounting Weight	17.60 LBS		

FIXTURE ATTRIBUTES

Product/Ordering Information			
SKU	300059SBK	Finish	Satin Black
Style	Contemporary	UPC	783927000031

Housing			
Diffuser Description	Etched Cased Opal	Primary Material	STEEL
Max Stem Tilt	22 Degrees	Remote Included	Yes

Blade Finish & Specs			
Blade Finish 1	Satin Black	Blade Finish 2	Silver
Blade Material	PLYWOOD	Blade Pitch	12
Blades Included	Yes	Blade Sweep	52
Number of Blades	5	Blades Reversible	Yes

Warranty

www.kichler.com/warranty

ALSO IN THIS FAMILY



300059BSS



300059MMWH

Verdi™ LED 56" Ceiling Fan Anvil Iron

310100AVI

© 2021 Kichler Lighting LLC. All Rights Reserved.



MOTOR FINISH

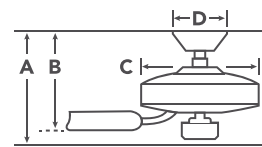
Anvil Iron

BLADE FINISHES

Distressed Antique Gray, Walnut

Damp Rated Dimmable LED Light Kit

Dimensional Measurements Diagram



AIR PERFORMANCE

AIRFLOW Cubic Ft. Per Minute on High	RPM Revolutions Per Minute on High	POWER USAGE Watts on High (Excludes Lights)	AIRFLOW EFFICIENCY Cubic Ft. Per Minute Per Watt
4836	134	57	85

CFM (Low)	1734
RPM (Low)	52
Watts (Low)	16

SPECIFICATIONS

Light Source			
Dimmable	Yes	Downlight Included	Yes
Downlight Option	Integrated	Lamp Included	Integrated
Light Source	LED	# of Bulbs/LED Modules	1
Photometrics			
Color Rendering Index	90	Initial Efficacy (Lumens/Watt)	80
Kelvin Temperature	3000K	Initial Lumens	2200
Electrical			
Amps (High)	0.48	Amps (Low)	0.23
Motor Size	172MM X 20MM	Motor Type	AC Induction
Supply Wire (Degrees)	90		
Dimensions			
Base Backplate	6.25 DIA	Downrod 1	1.00" OD X 4.50"
Downrod 1 - Measurement A	15.00"	Downrod 1 - Measurement B	9.25"
Downrod 1 - Measurement C	15.00"	Weight	30.00 LBS
Mounting/Installation			
Minimum Distance from Fan to Floor	7.0 feet	Interior/Exterior	Exterior
Lead Wire Length	78"	Location Rating	Damp
Low Ceiling Adaptable	No	Mounting Style	Downrod
Mounting Weight	26.70 LBS		
Product/Ordering Information			
SKU	310100AVI	Finish	Anvil Iron
Style	Coastal	UPC	783927000888

Housing			
Diffuser Description	Etched Cased Opal	Primary Material	STEEL
Max Stem Tilt	22 Degrees	Remote Included	Yes
Blade Finish & Specs			
Blade Finish 1	Distressed Antique Gray	Blade Finish 2	Walnut
Blade Material	ABS	Blade Pitch	12
Blades Included	Yes	Blade Sweep	56
Number of Blades	5	Blades Reversible	Yes

Warranty
www.kichler.com/warranty

ALSO IN THIS FAMILY



310100NI




310100OZ

Verdi™ LED 56" Ceiling Fan Brushed Nickel

310100NI

© 2021 Kichler Lighting LLC. All Rights Reserved.

MOTOR FINISH

 Brushed Nickel

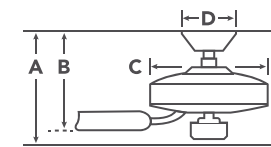
BLADE FINISHES

Silver, Driftwood

 Damp Rated  Dimmable  LED Light Kit



Dimensional Measurements Diagram



AIR PERFORMANCE

AIRFLOW Cubic Ft. Per Minute on High	RPM Revolutions Per Minute on High	POWER USAGE Watts on High (Excludes Lights)	AIRFLOW EFFICIENCY Cubic Ft. Per Minute Per Watt
4836	134	57	85

CFM (Low)	1734
RPM (Low)	52
Watts (Low)	16

SPECIFICATIONS

Light Source			
Dimmable	Yes	Downlight Included	Yes
Downlight Option	Integrated	Lamp Included	Integrated
Light Source	LED	# of Bulbs/LED Modules	1
Photometrics			
Color Rendering Index	90	Initial Efficacy (Lumens/Watt)	80
Kelvin Temperature	3000K	Initial Lumens	2200
Electrical			
Amps (High)	0.48	Amps (Low)	0.23
Motor Size	172MM X 20MM	Motor Type	AC Induction
Supply Wire (Degrees)	90		
Dimensions			
Base Backplate	6.25 DIA	Downrod 1	1.00" OD X 4.50"
Downrod 1 - Measurement A	15.00"	Downrod 1 - Measurement B	9.25"
Downrod 1 - Measurement C	15.00"	Weight	30.00 LBS
Mounting/Installation			
Minimum Distance from Fan to Floor	7.0 feet	Interior/Exterior	Exterior
Lead Wire Length	78"	Location Rating	Damp
Low Ceiling Adaptable	No	Mounting Style	Downrod
Mounting Weight	26.70 LBS		
Product/Ordering Information			
SKU	310100NI	Finish	Brushed Nickel
Style	Coastal	UPC	783927000895

Housing			
Diffuser Description	Etched Cased Opal	Primary Material	STEEL
Max Stem Tilt	22 Degrees	Remote Included	Yes
Blade Finish & Specs			
Blade Finish 1	Silver	Blade Finish 2	Driftwood
Blade Material	ABS	Blade Pitch	12
Blades Included	Yes	Blade Sweep	56
Number of Blades	5	Blades Reversible	Yes

Warranty
www.kichler.com/warranty

ALSO IN THIS FAMILY



310100AVI



310100OZ

MOTOR FINISH

● Olde Bronze

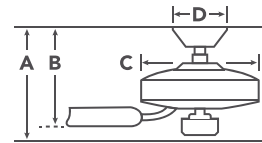
BLADE FINISHES

Dark Walnut, Wthrd Med Oak

D Damp Rated Dimmable LED Light Kit



Dimensional Measurements Diagram



AIR PERFORMANCE

AIRFLOW Cubic Ft. Per Minute on High	RPM Revolutions Per Minute on High	POWER USAGE Watts on High (Excludes Lights)	AIRFLOW EFFICIENCY Cubic Ft. Per Minute Per Watt
4836	134	57	85

CFM (Low)	1734
RPM (Low)	52
Watts (Low)	16

SPECIFICATIONS

Light Source			
Dimmable	Yes	Downlight Included	Yes
Downlight Option	Integrated	Lamp Included	Integrated
Light Source	LED	# of Bulbs/LED Modules	1
Photometrics			
Color Rendering Index	90	Initial Efficacy (Lumens/Watt)	80
Kelvin Temperature	3000K	Initial Lumens	2200
Electrical			
Amps (High)	0.48	Amps (Low)	0.23
Motor Size	172MM X 20MM	Motor Type	AC Induction
Supply Wire (Degrees)	90		
Dimensions			
Base Backplate	6.25 DIA	Downrod 1	1.00" OD X 4.50"
Downrod 1 - Measurement A	15.00"	Downrod 1 - Measurement B	9.25"
Downrod 1 - Measurement C	15.00"	Weight	30.00 LBS
Mounting/Installation			
Minimum Distance from Fan to Floor	7.0 feet	Interior/Exterior	Exterior
Lead Wire Length	78"	Location Rating	Damp
Low Ceiling Adaptable	No	Mounting Style	Downrod
Mounting Weight	26.70 LBS		

FIXTURE ATTRIBUTES

Product/Ordering Information			
SKU	310100OZ	Finish	Olde Bronze
Style	Coastal	UPC	783927000901

Housing			
Diffuser Description	Etched Cased Opal	Primary Material	STEEL
Max Stem Tilt	22 Degrees	Remote Included	Yes
Blade Finish & Specs			
Blade Finish 1	Dark Walnut	Blade Finish 2	Wthrd Med Oak
Blade Material	ABS	Blade Pitch	12
Blades Included	Yes	Blade Sweep	56
Number of Blades	5	Blades Reversible	Yes

Warranty
www.kichler.com/warranty

ALSO IN THIS FAMILY



310100AVI



310100NI

APPENDIX



NOTES

- Bulbs not included unless otherwise noted.
- Wattages stated are the maximum recommended; however, you may use lower wattage lamps to suit your lighting needs. Some recommended lamps are not available in the maximum allowable wattage.
- All electrical products are rated as 120-volt, AC unless otherwise noted.
- All electrical products are certified and listed to UL/CSA/ETL Standards for use in U.S.A. and Canada except where noted.



- All products featured in the outdoor section are certified and listed to UL/CSA/ETL standards for wet location except where noted.
- Many long-life tungsten halogen capsule lamps are now available as alternates to conventional incandescent light bulbs. The halogen capsule lamps may be used to replace any lamp of a higher wattage, but not to exceed the existing specified maximum wattage, i.e., 72W may replace a 75W.
- Finishes for fixtures installed outdoors are subject to change due to prolonged exposure to sunlight, airborne pollutants, and other forms of weathering.
- To serve you better, Kichler Lighting reserves the right to make improvements to the products in this catalog. Therefore, some products may change during the life

of the catalog and the product information contained in this catalog may also have changed.



Kichler Lighting is a member of the American Lighting Association (ALA), a trade association representing the residential lighting and ceiling fan industries in the United States and Canada. Its membership includes leading lighting and fan manufacturers, showrooms (retailers), manufacturers representatives and designers. ALA members are dedicated to providing the public with the proper application of quality residential lighting.

CONSUMER NOTICE

Federal Legislation to phase out 100 watt Incandescent Bulbs started January 2012

The federal government enacted the Energy Independence and Security Act of 2007 in December 2007, requiring all general-purpose light bulbs that produce 310-2600 lumens of light be 30% more energy efficient (similar to current halogen lamps) than current incandescent bulbs by 2014. The efficiency standards started with 100 watt bulbs in January 2012 and will end with 40 watt bulbs in January 2014.

Light bulbs outside of this range are exempt from the restrictions (historically, less than 40 watts or more than 150 watts). Also exempt are several classes of specialty lights, including appliance lamps, rough service bulbs, 3-way, colored lamps and plant lights.

By 2020, a second tier of restrictions will become effective; which requires all general-purpose bulbs to produce at least 45 lumens per watt (similar to current CFLs). Exempt from the Act are reflector flood, 3-way, candelabra, colored and other specialty bulbs.

Many governments worldwide have passed measures to prohibit the sale of incandescent light bulbs for general lighting. The aim is to encourage use of more energy-efficient lighting alternatives, such as compact fluorescent lamps (CFLs) and LED lamps.

References: www.energy.senate.gov

We go to great lengths to assure the metal and glass finishes shown in the catalog match the actual products, but printing variations and variations in chemical finishes and the nature of hand-applied finishing will cause some differences between the printed images and actual product, and from one product to another.

We use only non-ferrous materials on the exterior parts of our outdoor lantern products, and use the best available weather-resistant finishes. However, due to some extreme environmental conditions such as acid rain, salt air and ultraviolet exposure, we cannot guarantee our exterior finishes, with the exception of our LifeBrite® lanterns.

Due to environmental conditions such as soil acidity, concrete alkalinity and other corrosive soil and air conditions, we cannot guarantee our direct burial posts.

Abbreviation Key

PRODUCT SPEC INFO

- AC Alternating Current
- ADA Americans with Disabilities Act
- ALM Almond
- Amp Amperage
- CCT Color Temperature
- CFL Compact Fluorescent Lamps
- CFM Cubic Feet Per Minute
- CLR Clear
- CRI Color Rendering Index
- D Depth
- dB Decibel
- DC Direct Current
- Dia. Diameter
- Ft. Feet
- GA Gauge
- H Height
- hrs. Hours
- I.D. Inside Diameter
- IV Ivory
- K Kelvin temperature
- L Length
- LBS Pounds
- LED Light Emitting Diode
- lm Lumens
- lm/W Lumens per Watt
- Max. Maximum
- mm Millimeter
- MUL Multiple Finishes
- N/A Not Applicable

- NPSM National Pipe & Thread - Straight, Male
- O.D. Outside Diameter
- RPM Revolutions Per Minute
- Sq. Ft. Square Feet
- V Volt
- VA Volt-Amp
- W Watt, when directly next to a number
- W Width, when paired with L and/or H
- Thd. Thread

FINISHES

- ANS Antique Satin Silver
- AP Antique Pewter
- AUB Auburn Stained
- AVI, AVI7 Anvil Iron
- BAB Burnished Antique Brass
- BAP, BAP7 Burnished Antique Pewter
- BKZ Berkshire Bronze™
- BSS Brushed Stainless Steel
- CMO Coffee Mocha
- DBK Distressed Black
- MWH Matte White
- NBR Natural Brass
- NI, NIS, NI7 Brushed Nickel
- OBB Oil Brushed Bronze™
- OLZ Oiled Bronze
- OZ Olde Bronze®
- PN, PNC Polished Nickel
- SBK, SBKS Satin Black

- SNB Satin Natural Bronze
- SNW Satin Natural White
- TZ Tannery Bronze™
- TZP Tannery Bronze™ Powder Coat
- WCP Weathered Copper
- WH, WH1 White
- WN Walnut
- WSP Weathered Steel
- WZC Weathered Zinc

CONNECT WITH US



Follow us: [instagram.com/KichlerLighting](https://www.instagram.com/KichlerLighting)
 Like us: [facebook.com/KichlerLighting](https://www.facebook.com/KichlerLighting)
 Follow us: twitter.com/KichlerLight
 Join us: [houzz.com/pro/KichlerLighting/Kichler](https://www.houzz.com/pro/KichlerLighting/Kichler)
 Find us: [pinterest.com/KichlerStyle](https://www.pinterest.com/KichlerStyle)
 Watch us: [youtube.com/KichlerLighting](https://www.youtube.com/KichlerLighting)
 Find us: [linkedin.com/company/KichlerLighting](https://www.linkedin.com/company/KichlerLighting)

To find an Authorized Dealer, visit Kichler.com/Where-to-buy

Kichler Lighting
 7711 E. Pleasant Valley Rd
 Cleveland, Ohio 44131

Our Vision

At Kichler Lighting, everything we do, every single day, is with the intention of creating and delivering products that allow people to see what matters most to them. We will do that by relentlessly pursuing quality, ensuring continued innovation, always going one step further in our commitment to exceptional customer service and education, as well as creating on-trend designs that are both stylish and “life-stylish,” promising to deliver project success for you.

Get inspired at **Kichler.com**

KICHLER