



Optima® Sensor Faucet

ETF-770-4-PLG-TEE-CP-2.2GPM-LAM-FCT

Product description

4" Trim Plate, Plug Adapter Power Supply, Back-Check Tee, Polished Chrome Finish, 2.2 gpm, Laminar Spray, Infrared Sensor, Optima® Hardwired-Powered Deck-Mounted Gooseneck Body Faucet.

Compliances & Certifications



(ADA Compliant, ASME A112.18.1 Compliant, cULus Certified, EPD, HPD, IAPMO, NSF-61/CAN-61, Proposition 65, TAS, UPC Low Lead Certified, WELL Building Standard)

Code 3365428BT

Finish

 Polished Chrome (CP)

Connectivity

 Bluetooth with Sloan Connect App

Downloads

-  [Optima Smart Faucet Below Deck Installation Instructions.pdf](#)
-  [Trim Plate Guide.pdf](#)
-  [Faucet Spray Heads Maintenance Guide.pdf](#)
-  [ETF-770:EBF-775 Below Deck Repair and Maintenance Guide.pdf](#)
-  [Additional Downloads](#)

Videos

-  [Sloan Connect App®](#)

Details

- Flow Rate: 2.2 gpm (8.3 Lpm) (2.2GPM)
- Spray Type: Laminar (LAM)
- Sensor Type: Infrared
- Mounting Type: 4" Centerset
- Mounting Size: Single Hole 1-1/4" to 1-1/2"
- Trim Plate: 4" (102 mmmm) (4)
- Power Supply: Plug Adapter (PLG)
- Temperature Mixer: Back-Check Tee (TEE)
- Finish: Polished Chrome (CP)
- Factory Default Timeout: 30s
- Factory Default GPC: 1.1 gpc

Features

Commercial Grade, ADA Compliant, Electronic, Sensor-Activated, Hand Washing Faucet with the following features:

- Commercial Grade Faucet
- ADA Compliant
- Cast Brass Spout
- Quick Connect Fittings
- Integrated Water Shut-off
- Wireless Settings Adjustment
- On-demand or Metered activation
- Hygienic Line Flush
- Water Usage and Battery Strength Reporting
- Self-adapting Sensor
- Chrome plated finish

Recommended specifications

Faucet shall include cast brass body, quick-connect fittings, twist-off/shut-off solenoid assembly, removable battery cartridge, flexible power supply and allow adjustment of settings wirelessly via Apple or Android smartphones.

Electrical specifications

- Sensor Range: 8"-10" (152-254 mm)
- Timeout Adjustment Setting: 30 Seconds

Power Supply Options

- 6VDC Plug Adapter (included with PLG models)/0362006
- 6VDC Ganged Adapter Kit (up to 6 units)(sold separately)/0362035
- 24VAC Box Transformer (included with BOX models)/0345370PK

Warranty

[View Warranty Information](#)

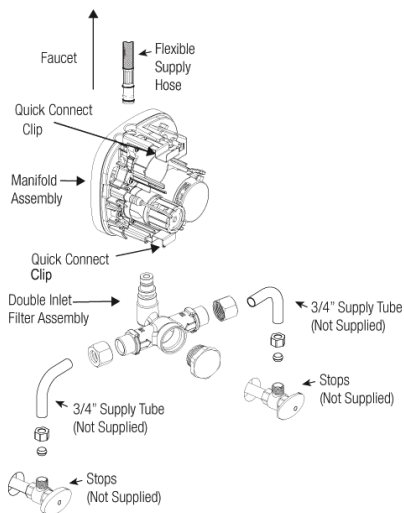
Notes

All information contained within this document subject to change without notice.

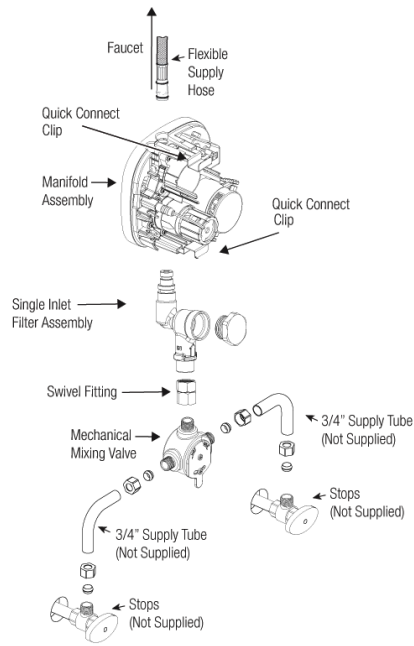
Looking for other variations of the ETF-770 product? [View the general spec sheet with all options.](#)

[Find a matching soap dispenser](#) for this faucet.

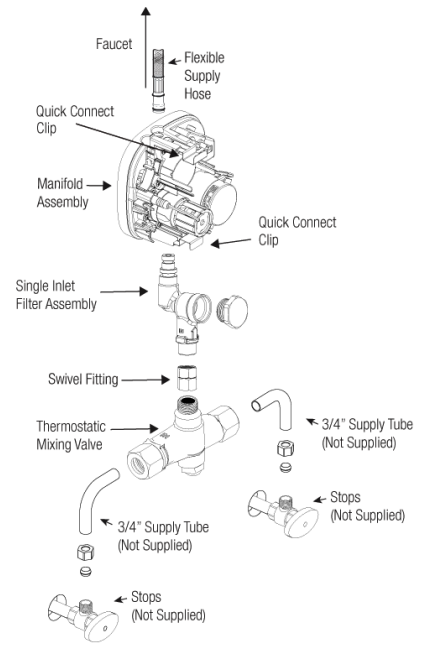
[Find a compatible sink](#) for this faucet



Double Inlet Filter Fitting



Single Inlet Filter Fitting Kit with Below Deck Manual Mixing Valve (BDM)



Single Inlet Filter Fitting Kit with Below Deck Thermostatic Mixing Valve (BDT)

