

SONANCE

BLAZE BY SONANCE AMPLIFIERS

PowerZone | PowerZone Connect 1U | PowerZone Connect 2U

DESIGN GUIDE

TABLE OF CONTENTS

2	Amplifier Comparables	4	Subwoofer Pairing Guide
2	Amplifier Models	5	System Designs
2	PowerZone	5	Standalone Systems
3	PowerZone Connect 1U	5	Control System Driven with Audio Matrix
3	PowerZone Connect 2U	7	Outdoor Systems
4	Amplifier Use Cases	9	Bi-Amping
		10	Dante Systems

AMPLIFIER COMPARABLES

As we transition from the current Sonance DSP Amplifier line to the Blaze by Sonance PowerZone Series of Amplifiers, the below guide will determine a suitable replacement amplifier. Note that the 8-50 and 16-50 digital amplifiers will remain in production and will be ordered along side the PowerZone Connect amplifier line.

Used To Use	Now You Use
2-100	UA 2-125 or Blaze PowerZone Connect 252
DSP 2-150	UA 2-125 or Blaze PowerZone Connect 252
DSP 8-130	Blaze PowerZone Connect 1008
DSP 2-750	Blaze PowerZone Connect 1502 or 2004 (70V)
James M-1000	Blaze PowerZone Connect 1502

AMPLIFIER MODELS

PowerZone - Non-DSP

PowerZone - Non-Networked



Model	Power Configuration Low-Z 8Ω 4Ω	Power Configuration 70V 100V PowerShare	Form Factor
PowerZone 252	2x150W	2x125W	1U 1/2 Rack
PowerZone 504	2x250W	2x250W	1U 1/2 Rack
PowerZone 1004	4x250W	4x250W	1U 1/2 Rack

AMPLIFIER MODELS

PowerZone Connect 1U Series



Model	Power Configuration Low-Z 8Ω 4Ω	Power Configuration 70V 100V PowerShare	Form Factor
PowerZone Connect 122/122D	2x60W	1x125W	1 Rack
PowerZone Connect 252	2x125W	1x250W	1 Rack
PowerZone Connect 254	4x60W	2x125W / 1x250W	1 Rack
PowerZone Connect 504/504D	4x125W	2x250W	1 Rack
PowerZone Connect 508	8x60W	4x125W / 2x250W	1 Rack
PowerZone Connect 1008/1008D	8x125W	4x250W	1 Rack

AMPLIFIER MODELS

PowerZone Connect 2U Series



Model	Power Configuration Low-Z 8Ω	Power Configuration Low-Z 4Ω/2Ω	Power Configuration Bridged 70V 100V PowerShare	Form Factor
PowerZone Connect 1002	2x250W	2x500W	1x1000W	2U Rack
PowerZone Connect 1502	2x400W	2x750W	1x1200/1500W	2U Rack
PowerZone Connect 2004/2004D	4x250W	4x500W	2x1000W	2U Rack
PowerZone Connect 3004/3004D	4x400W	4x750W	2x1200/1500W	2U Rack
PowerZone Connect 4008	8x250W	8x500W	4x1000W	2U Rack
PowerZone Connect 6008/6008D	8x400W	8x750W	4x1200/1500W	2U Rack

AMPLIFIER USE CASES

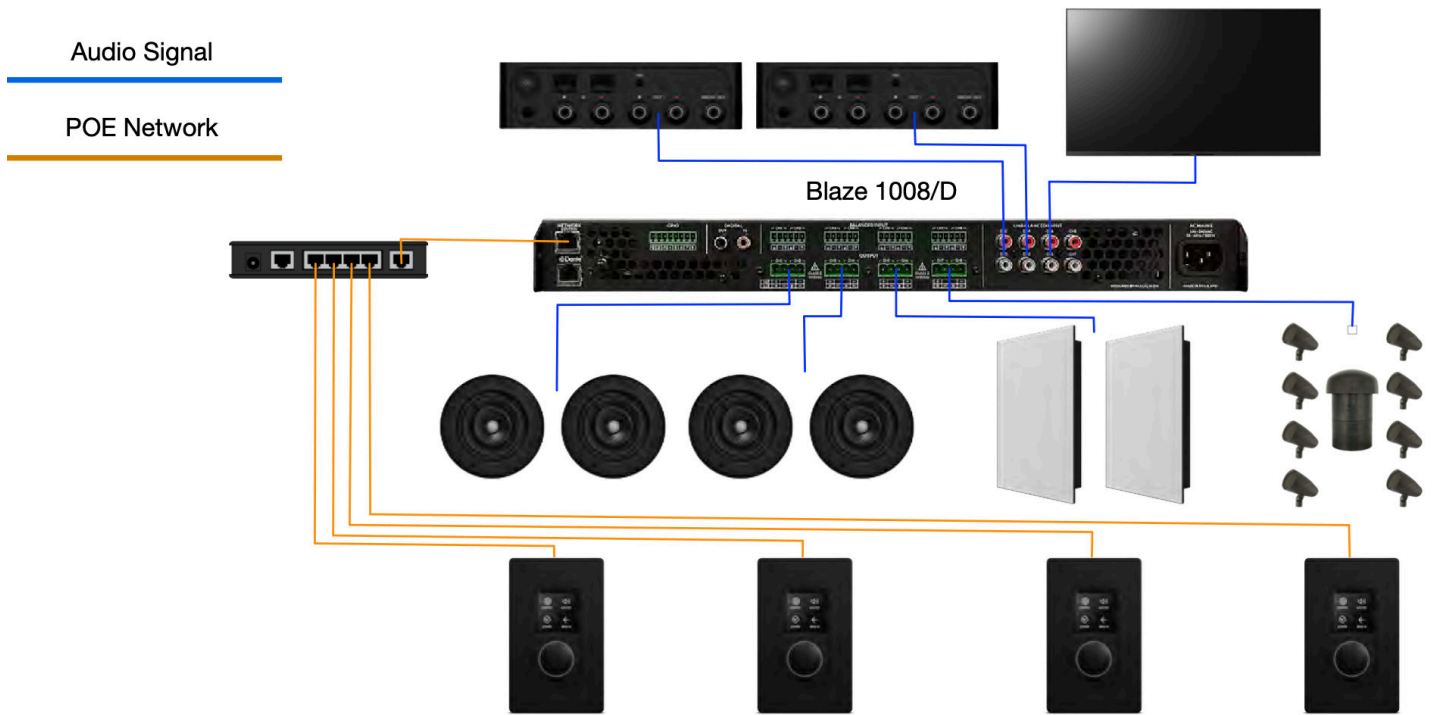
Model	Use Case	Speaker Types
PowerZone 252, 504	Non-DSP Distributed Audio, 70V Applications	Sonance Professional Series, VX
PowerZone 1004	Non-DSP Larger 70V Applications	Professional Series, Subwoofers
PowerZone Connect 122, 252	Distributed Audio, TV Audio, Zone Amplifier	Sonance VX, IS, SA
PowerZone Connect 504	Distributed Audio	Sonance VX, IS, SA
PowerZone Connect 1008	Distributed Audio, Home Theater	Sonance VX, IS, SA, Reference, James QX
PowerZone Connect 1002	Outdoor Audio, Subwoofer, 2 Channel	SLS, AT, BE
PowerZone Connect 1502	Outdoor Audio, Subwoofer	SLS, AT, PPX, EMB Subwoofers
PowerZone Connect 2004	Large Distributed Audio, Large Home Theater, Outdoor, Subwoofer	SLS, AT, Omni, OT, BE, Mavericks, PPX, EMB Subwoofers
PowerZone Connect 3004	Large Distributed Audio, Large Home Theater, Outdoor, Subwoofer	SLS, AT, Omni, OT, BE, Mavericks, PPX, EMB Subwoofers
PowerZone Connect 4008	Large Distributed Audio, Large Home Theater, Outdoor, Subwoofer	SLS, AT, Omni, OT, BE, Mavericks, PPX, EMB Subwoofers
PowerZone Connect 6008	Large Distributed Audio, Large Home Theater, Outdoor, Subwoofer	SLS, AT, Omni, OT, BE, Mavericks, PPX, EMB Subwoofers

SUBWOOFER PAIRING GUIDE

Model	Channels	Wattage	Subwoofer
PowerZone Connect 252, 504, 1008	1	100W 6/4 Ohm	Sonance BPS6
PowerZone Connect 252, 504, 1008	1	150W 6/4 Ohm	Sonance BPSTL
PowerZone Connect 252, 504, 1008	1	150W 6/4 Ohm	Sonance BPS8
PowerZone Connect 252, 504, 1008	PowerShare 2 Channels	200W 4 Ohm	Sonance VXXT8RW
PowerZone Connect 252, 504, 1008	PowerShare 2 Channels	300W 4 Ohm	Sonance VXXT10RW
PowerZone Connect 1502	1	300W 8 Ohm	Sonance R10
PowerZone Connect 1502	1	260W - 8 Ohm	Sonance VPSUB
PowerZone Connect 1502	1	400W 8 Ohm	Sonance R12
PowerZone Connect 1502	1	400W 6 Ohm	Sonance IS10W
PowerZone Connect 252, 504, 1008	PowerShare 2 Channels	200W 6 Ohm	Sonance IS102W
PowerZone Connect 1502	1	500W 4 Ohm	Sonance PPX8 or James EMB8
PowerZone Connect 1002, 2004, 4008	2 Channels Bridged	1000W 4 Ohm	Sonance PPX10 or James EMB10
PowerZone Connect 1002, 2004, 4008	2 Channels Bridged	1000W 4 Ohm	Sonance PPX12, PPX12 or James EMB12
PowerZone Connect 1002, 2004, 4008	2 Channels Bridged	1000W 4 Ohm	Sonance PPX15 or James EMB15
PowerZone Connect 1502, 3004, 6008	2 Channels Bridged	500-2000W 4 Ohm	James M213
PowerZone Connect 1502	1	50-350W 4 Ohm	James ST8-4
PowerZone Connect 1502	1	50-500W 4 Ohm	James ST10-4
PowerZone Connect 1002, 2004, 4008	2 Channels Bridged	50-1000W 4 Ohm	James ST12-4
PowerZone Connect 1002, 2004, 4008	2 Channels Bridged	50-1000W 4 Ohm	James ST15-4
PowerZone Connect 1002, 2004, 4008	2 Channels Bridged	50-1000W 4 Ohm	James ST21-4

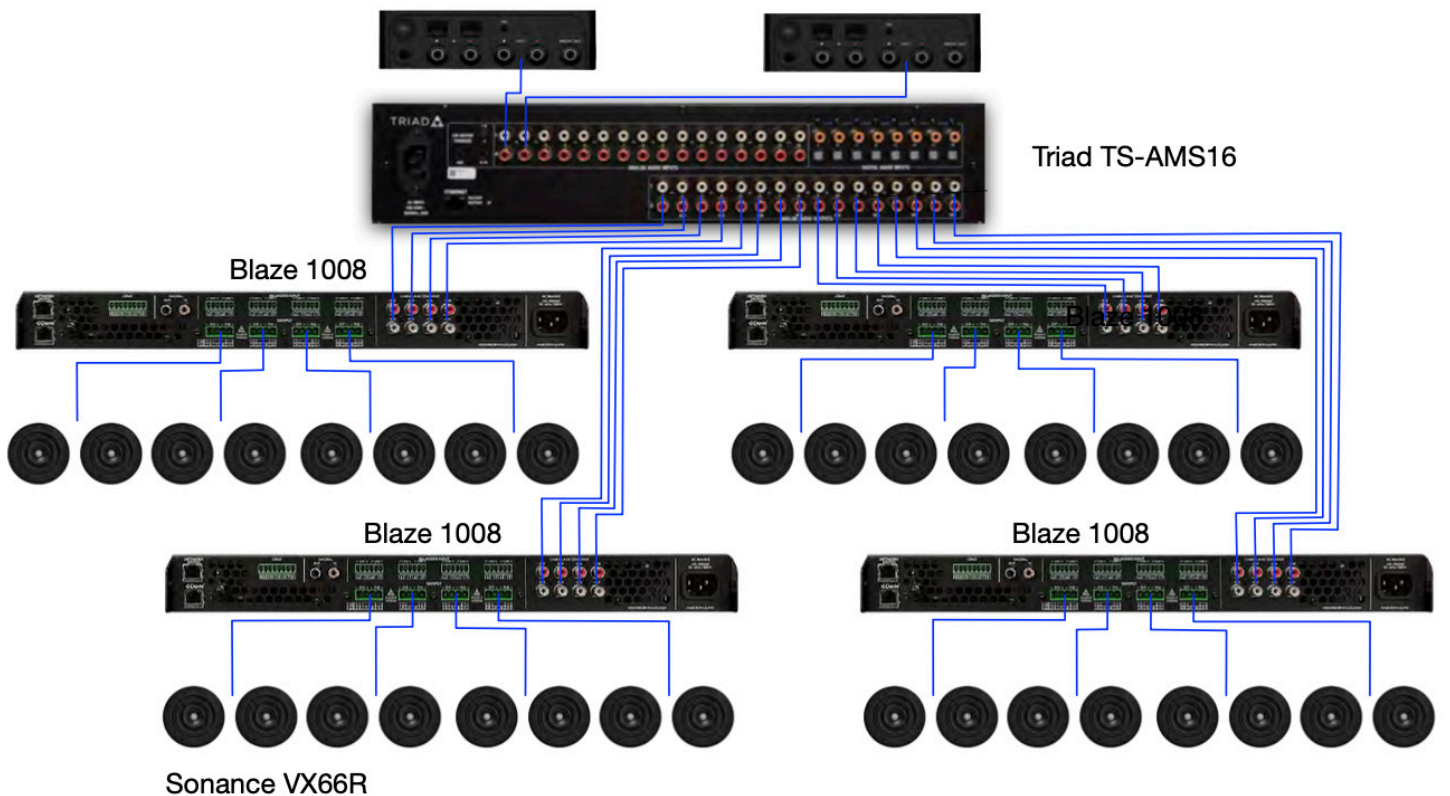
SYSTEM DESIGNS

STANDALONE SYSTEMS: Four zone, three source system with Sonos and M1 POE Wall Controls



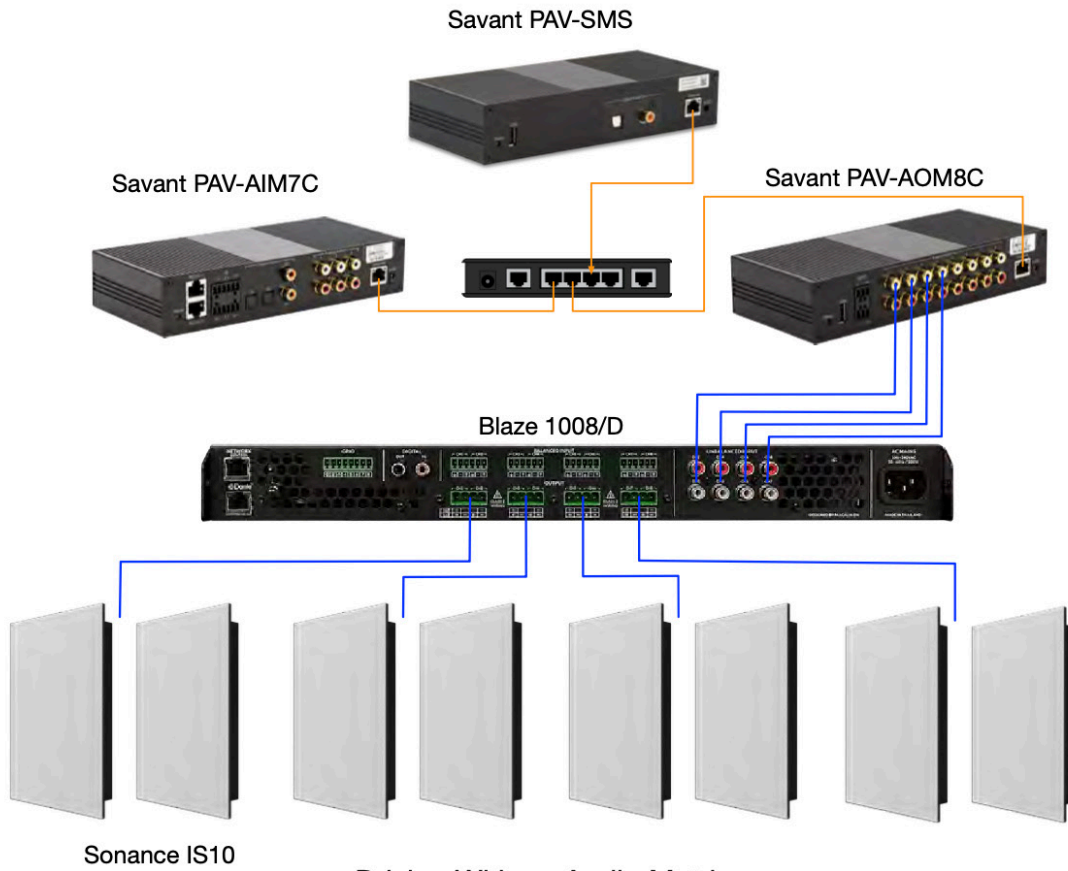
SYSTEM DESIGNS

CONTROL SYSTEMS: Driven with Audio Matrix

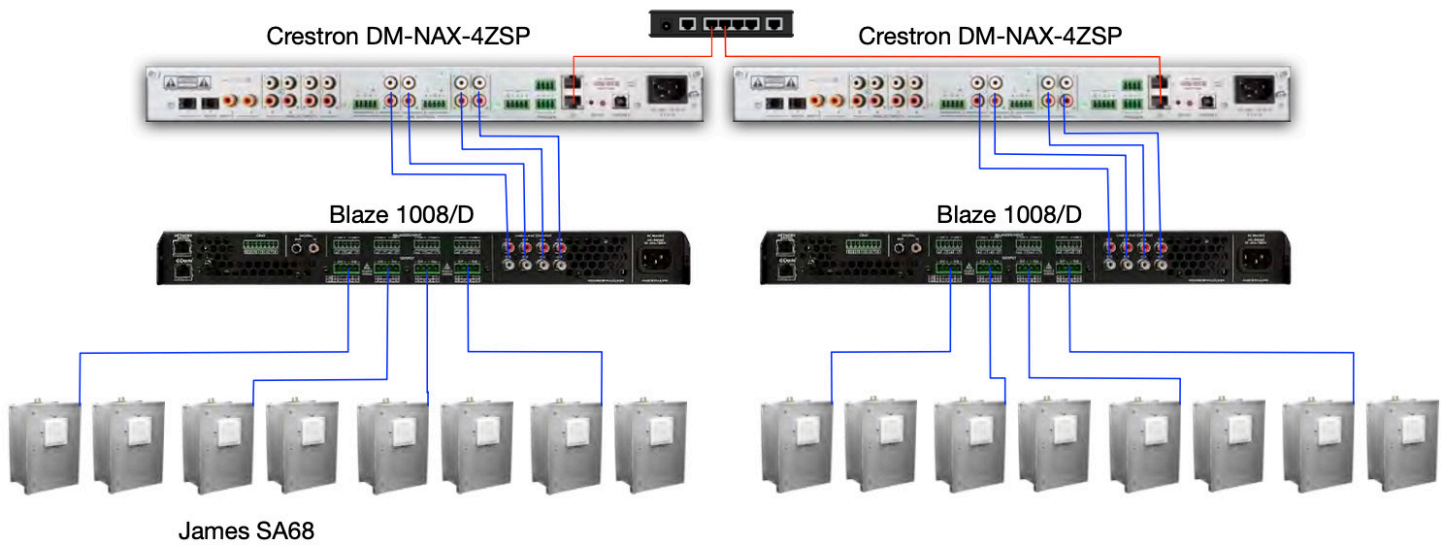


SYSTEM DESIGNS

CONTROL SYSTEM: Driven with Audio Matrix




Driving With an Audio Matrix



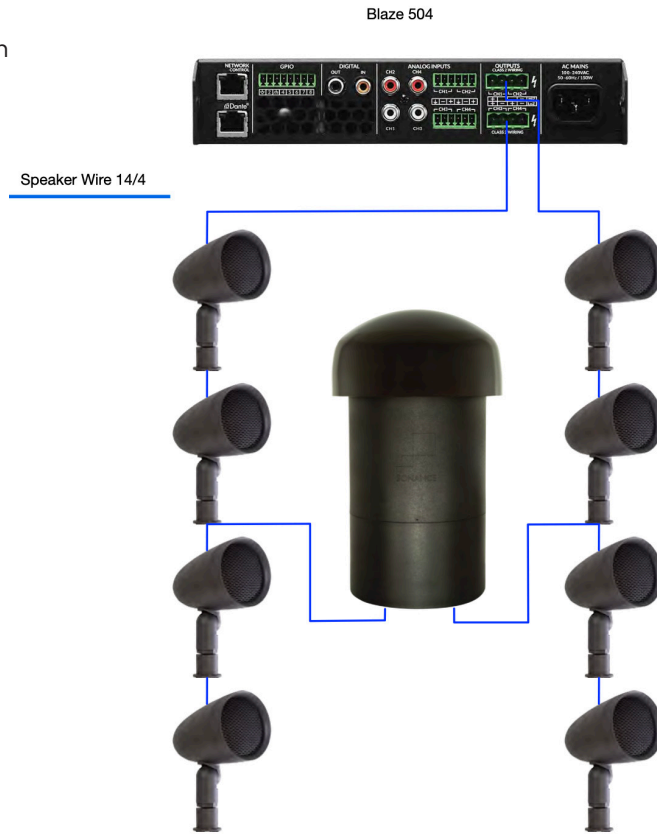
SYSTEM DESIGNS

OUTDOOR SYSTEMS: 24.4 SLS 70V



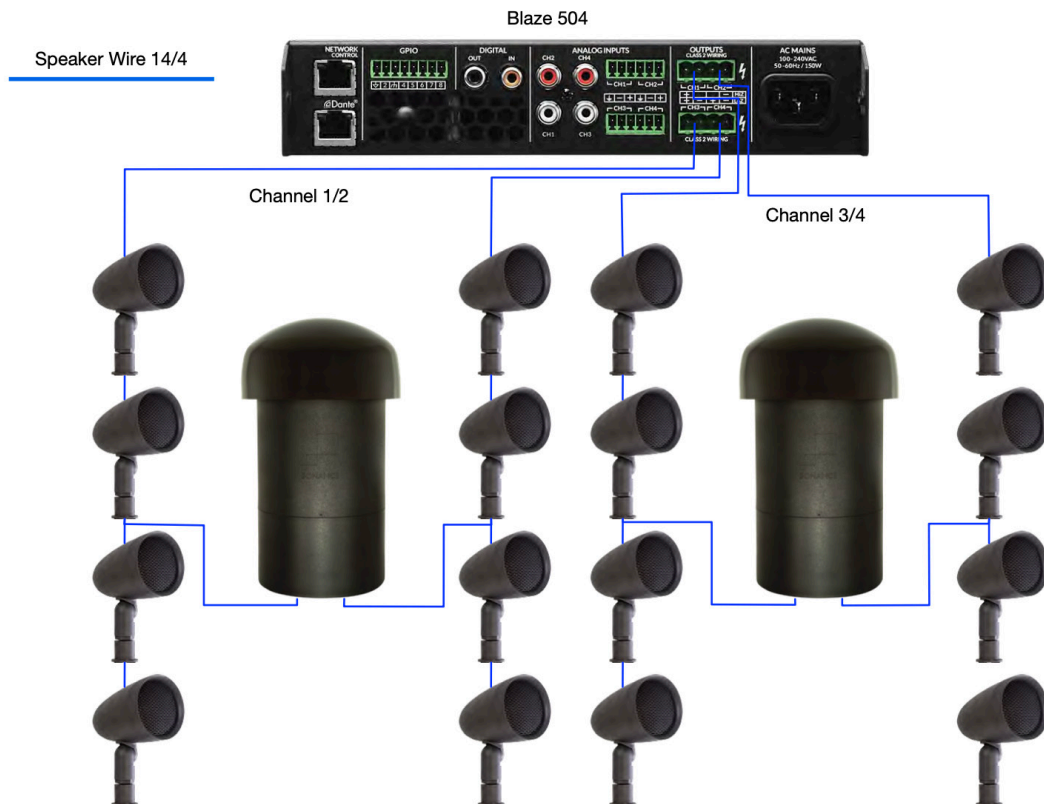
SYSTEM DESIGNS

OUTDOOR SYSTEMS: 8.1 Garden Series Using Power Sharing




SYSTEM DESIGNS

OUTDOOR SYSTEMS: 16.2 Garden Series

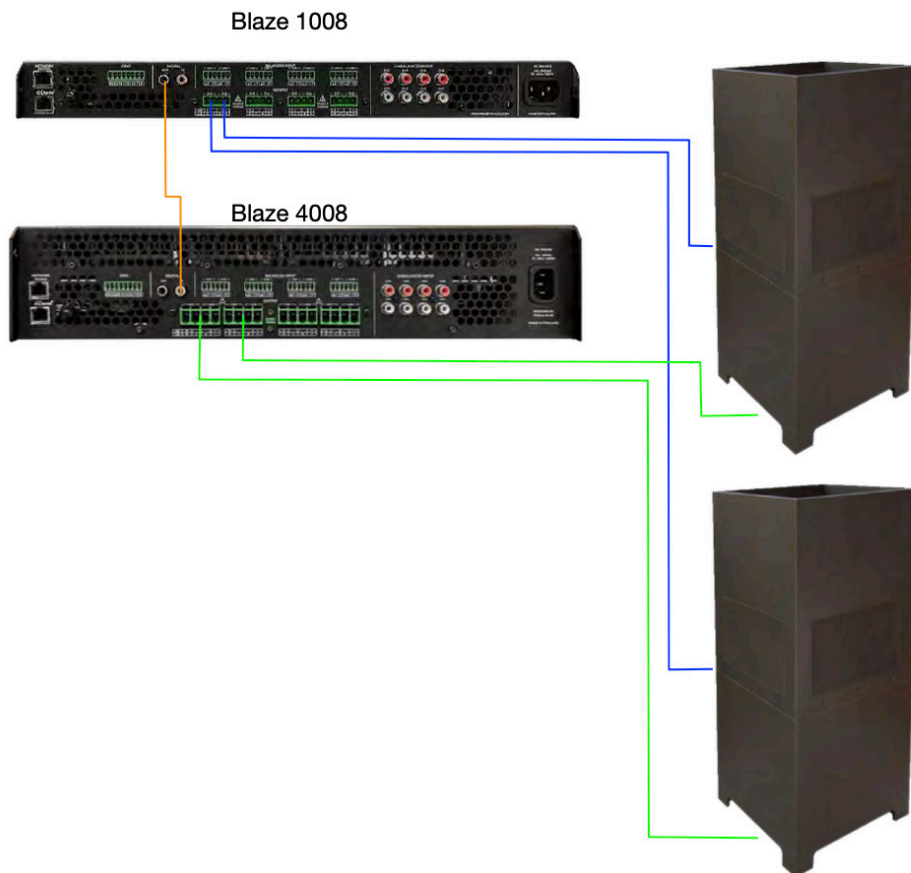


SYSTEM DESIGNS

BI-AMPING: Bi-Amping Across Amplifiers Using Digital Connection

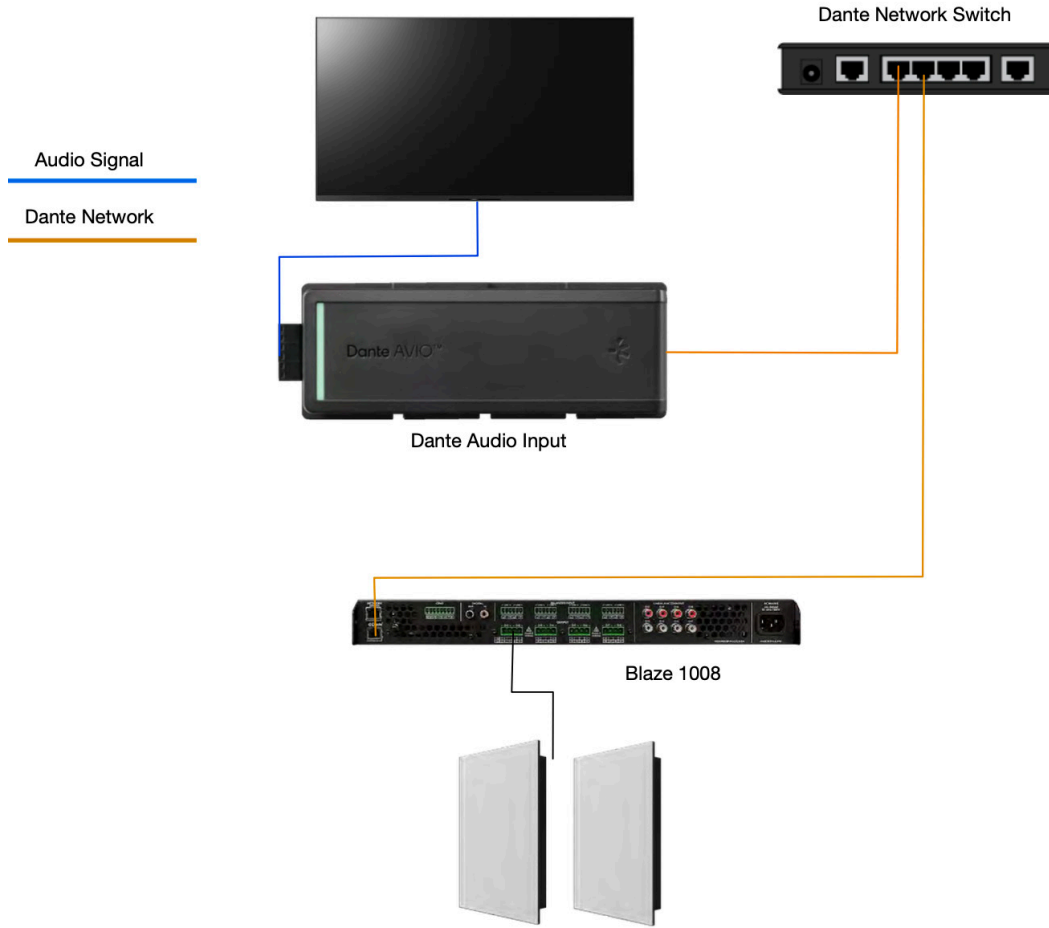


Bi-Amping SA 853 Using Power Sharing



SYSTEM DESIGNS

DANTE: Send TV Audio Back To Head End over Dante



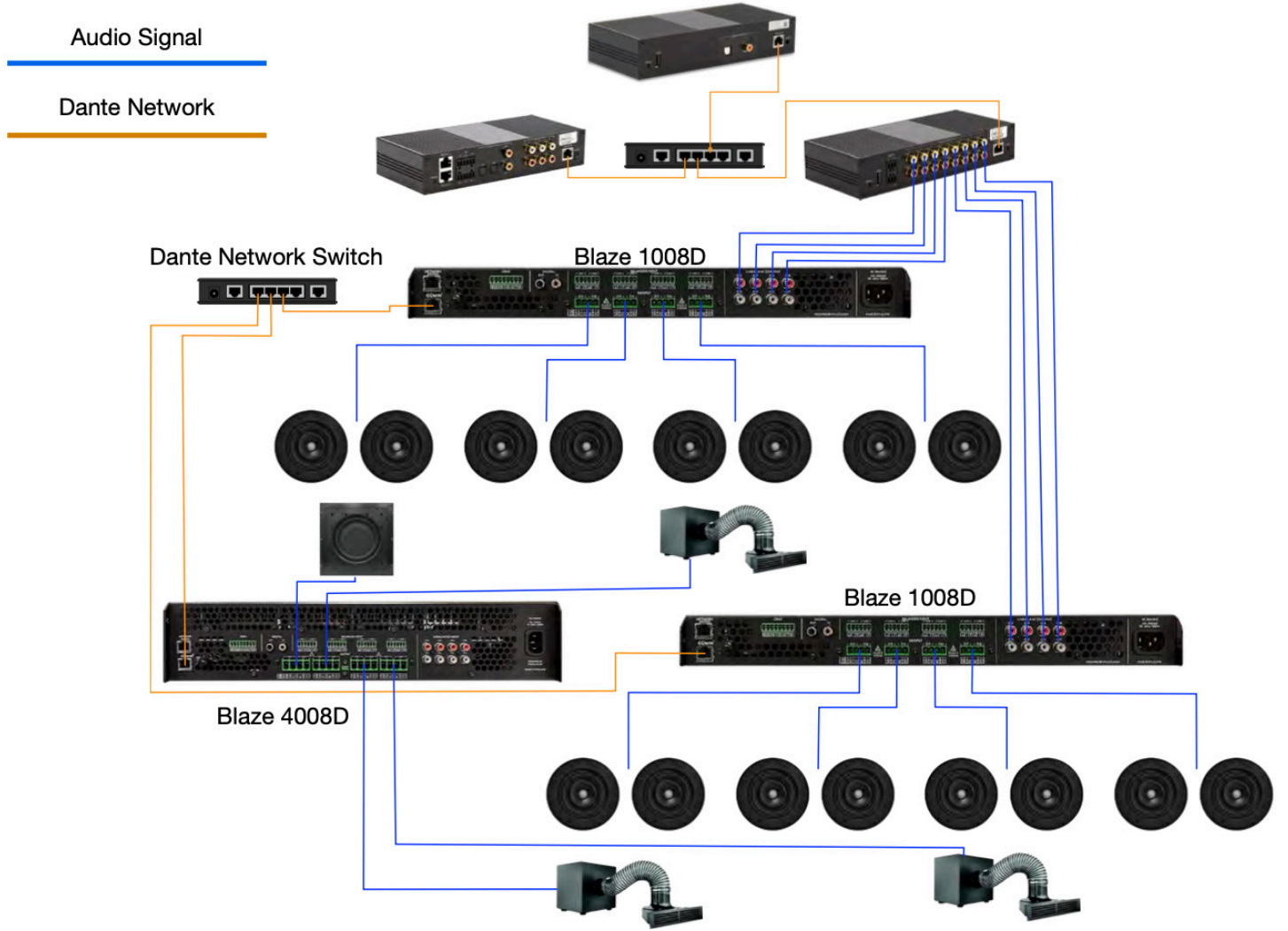
SYSTEM DESIGNS

DANTE: Powering Subwoofers With Larger Amplifiers over Dante



SYSTEM DESIGNS

DANTE: Powering Subwoofers With Larger Amplifiers over Dante in Large System



SYSTEM DESIGNS

DANTE: Using Dante for Surround Processors

Audio Signal

Dante Network

