



## ODIN® BATH COLLECTION

*Addition meets subtraction.*

Minimalist? Maximalist? Yes. The Odin Bath Collection by Brizo® pairs a clean, Scandinavian design with a wealth of leading-edge technologies—including optional SmartTouchPlus™ Technology—allowing for both hands-free and touch-sensitive operation.



AVAILABLE FINISHES:



POLISHED  
CHROME  
(PC)



BRILLIANCE®  
BRUSHED NICKEL  
(BN)




BRILLIANCE®  
LUXE GOLD®  
(GL)



HANDLE ACCENT:  
WOOD (WD)


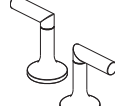



## LAVATORY FAUCETS

ITEM	ITEM NO.	DESCRIPTION
 <p><b>WIDESPREAD LAVATORY FAUCET - LESS HANDLES</b></p>	<b>1.5 GPM MODELS</b> 65375LF-PCLHP 65375LF-BNLHP 65375LF-GLLHP	<ul style="list-style-type: none"> <li>Hidden water-efficient, laminar flow aerator</li> <li>3-hole installation</li> <li>Overall height = 9", spout outlet to deck = 6 1/8", spout reach = 4 3/4"</li> <li>Accommodates up to 3" deck thickness</li> <li>Ceramic cartridge</li> <li><b>MUST ORDER DRAIN SEPARATELY</b>; push button or grid strainer drains available</li> <li>1.5 gpm @ 60 psi, 5.7 L/min @ 414 kPa</li> <li>ECO models: 1.2 gpm @ 60 psi, 4.5 L/min @ 414 kPa</li> <li><b>MUST ORDER HANDLES SEPARATELY</b></li> </ul>
	<b>1.2 GPM MODELS</b> 65375LF-PCLHP-ECO 65375LF-BNLHP-ECO 65375LF-GLLHP-ECO	

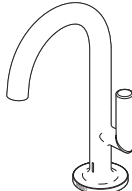


## HANDLE KITS: WIDESPREAD LAVATORY

ITEM	ITEM NO.	ITEM	ITEM NO.	DESCRIPTION
 <p><b>LOW LEVER</b></p>	HL5373-PC HL5373-BN HL5373-GL	 <p><b>HIGH LEVER</b></p>	HL5375-PC HL5375-BN HL5375-GL	<ul style="list-style-type: none"> <li>WD = Guyana Teak Wood</li> <li>Handles are ADA compliant</li> <li>Model number = one pair of handles for LHP models</li> </ul>
	 <p><b>LOW CROSS</b></p>		HX5373-PC HX5373-PCWD HX5373-BN HX5373-GL HX5373-BNWD HX5373-GLWD	



## LAVATORY FAUCETS (continued)

ITEM	ITEM NO.	DESCRIPTION
 <p><b>ELECTRONIC SINGLE-HOLE LAVATORY FAUCET</b></p>	<b>1.5 GPM MODELS</b> 65675LF-PC 65675LF-BN 65675LF-GL	<ul style="list-style-type: none"> <li>SmartTouch<sup>Plus</sup> Technology with TempID<sup>+</sup> feature – tap or hands-free water activation with temperature indicating LED light</li> <li>TempIQ<sup>+</sup> Temperature Sensing Technology (features • EPV<sup>+</sup> Electronic Thermostatic Valve • Temperature Sensing LED Display • High Temperature Limit Stop)</li> <li>Pivoting handle motion</li> <li>Hidden water-efficient, laminar flow aerator</li> <li>1-hole installation</li> <li>Overall height = 9 1/8", spout outlet to deck = 6", spout reach = 4 3/4"</li> <li>Includes optional base that must be used with metal sinks</li> <li>Accommodates up to 2 1/2" deck thickness with base, 3" without base</li> <li>1.5 gpm @ 60 psi, 5.7 L/min @ 414 kPa</li> <li>ECO models: 1.2 gpm @ 60 psi, 4.5 L/min @ 414 kPa</li> <li><b>MUST ORDER DRAIN SEPARATELY</b>; push button or grid strainer drains available (NOTE: In order for faucet to function as intended, must use plastic tail piece included with the drain)</li> </ul>
	<b>1.2 GPM MODELS</b> 65675LF-PC-ECO 65675LF-BN-ECO 65675LF-GL-ECO	

