

IMPORTANT SAFETY INSTRUCTIONS

LED FAIRY CURTAIN LIGHTS



WARNING: To reduce the risk of injury, read and understand the owner's manual before using this product.

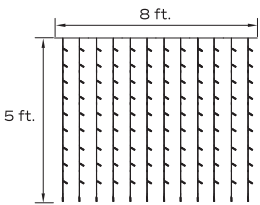


WARNING: Failure to observe the following safety rules may result in FIRE, ELECTRICAL SHOCK, OR INJURY.


- Please retain manual and packaging for future reference as these contain important information.
- To avoid risk of fire, burns, personal injury, and electrical shock, product should not be placed in reach of small children.
- This product is for indoor use only.
- Do not operate in vicinity of gas, electric heaters, open fire, candles, or other heat sources.
- Check for damage prior to each use of the product.
- LEDs are not replaceable.
- Remove batteries from the battery compartment if the product will not be used for an extended period.
- This product contains a button battery. If swallowed, it could cause severe injury or death in just 2 hours. Seek medical attention immediately.

SAVE THESE INSTRUCTIONS


PARTS OF FAIRY CURTAIN LIGHTS



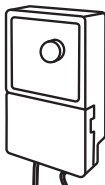
(1) Fairy Curtain Lights (8 ft.)



(1) Remote Control



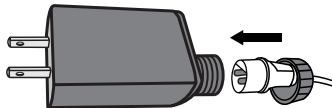
(1) AC Power Adapter



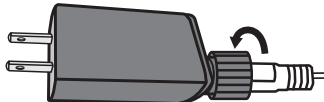
(1) Light Control Box

ATTACHING AC POWER ADAPTER

1 Connect the Two Pronged Plug from the Curtain Lights to the provided AC Power Adapter.



2 Use the provided Fastener to secure the curtain light plug to the Power Adapter.

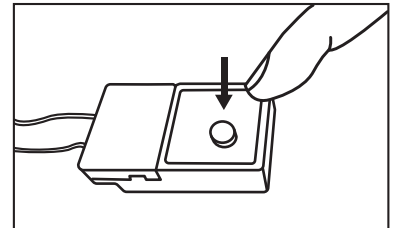


LIGHT CONTROL BOX INSTRUCTIONS

- 1 Click the button on the light control box to turn device ON.**
 - The unit will automatically enter the first function of the 8 modes.

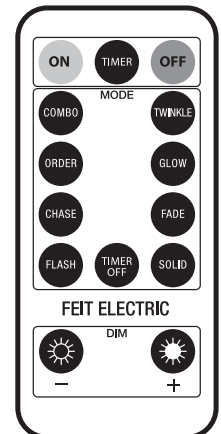
1. Combo	2. Twinkle	3. Order	4. Glow
5. Chase	6. Fade	7. Flash	8. Solid

- 2 Continue to click the Control button to cycle through each of the 8 modes.**



REMOTE CONTROL INSTRUCTIONS

- 1 On/Off buttons turn the lights on and off.**
- 2 Press the TIMER button to set the unit to automatically stay 6 hours ON and 18 hours OFF.** This timer will repeat every 24 hours.
- 3 Press the TIMER OFF button to turn OFF TIMER.**
- 4 Press on the preferred mode to choose your light effect.**
- 5 Dim the light up and down using the (+) and (-) buttons.**



Questions, problems, missing parts? Before returning to the store, call Feit Electric Customer Service 8 a.m. - 5 p.m., PST, Monday - Friday
1-866-326-BULB (2852) - FEIT.COM

We appreciate the trust and confidence you have placed in Feit Electric through the purchase of this LED Fairy Curtain String Lights. We strive to continually create quality products designed to enhance your home. Visit us online to see our full line of products available for your home improvement needs.
Thank you for choosing Feit Electric.