

Switch Included TRS Series

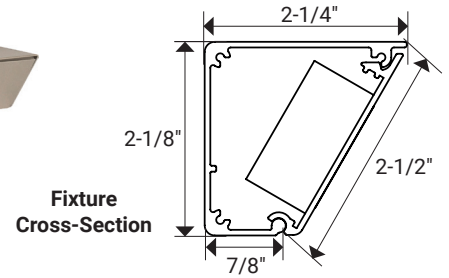
Tamper-Resistant Duplex Receptacles with 15-amp control switch Angle Power Strip



12" fixture shown in Bronze with Black receptacles
TRS12-1B-BZ



24" fixture shown in Satin Nickel with Grey receptacles
TRS24-3G-SN-RS



ABOUT THE PRODUCT

- Low profile: 2-1/8"
- 20-amp tamper-resistant duplex receptacles
- 15-amp switch included on each fixture for controlling lights and/or garbage disposal
- Available in standard fixtures only: see TR Series for a custom fixture
- Simple to install fully assembled fixture with wood screws and wall anchors (included)
- Designer finishes to blend with any décor
- UL listed

APPLICATIONS


Under cabinet

Offices and computer labs

Shops and garages

For additional application help and suggestions, call Design Services at 866-848-9094

RECEPTACLE COLOR AND COORDINATING FINISH



Ordering information

120-volt duplex receptacles with switch included, available in standard fixture options

Length	Number of Combo/ Switch Receptacles	Number of Duplex Switches	Number of Duplex Receptacles	Part Number
9" (229 mm)	1			TRS9-1Color-Finish
12" (305 mm)	1			TRS12-1Color-Finish
18" (457 mm)		1	1	TRS18-2Color-Finish-Switch
24" (610 mm)		1	2	TRS24-3Color-Finish-Switch
30" (762 mm)		1	2	TRS30-3Color-Finish-Switch
36" (914 mm)		1	2	TRS36-3Color-Finish-Switch

Switch can be located on Left Side (LS) or Right Side (RS) of 18"–36" fixtures.

Blue indicates dealer choice: Color indicates receptacle color, Finish indicates fixture finish color, and Switch indicates placement side of the switch installed.

TECHNICAL INFORMATION

Input Voltage	120-volt AC
Rating	cULus Listed
Amps	20-amp duplex receptacles 15-amp switch
Mounting	Wood screws and wall anchors (included)
Wiring	12-gauge Romex for receptacles
Environment	Dry locations
Construction Material	Powder-coated aluminum
Warranty	5 years

Ordering information

Switch descriptions

Description	Part Number
Combination 15-amp single pole switch: 1/2 horsepower, 120-volt AC, 15-amp tamper-resistant receptacle	TRO-CB-1P/REC-Color
Dual 15-amp single pole switch: 1/2 horsepower at 120-volt AC. 12-amp max shared amperage between the switches	TRO-DS-2SPS-Color

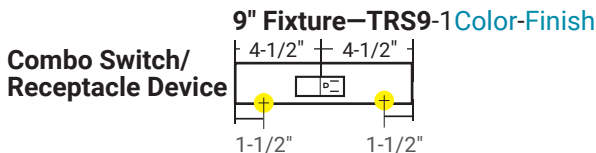
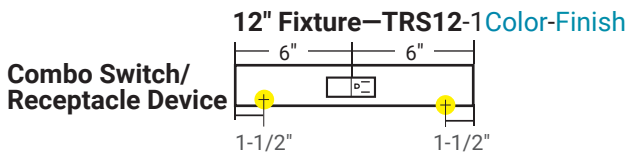
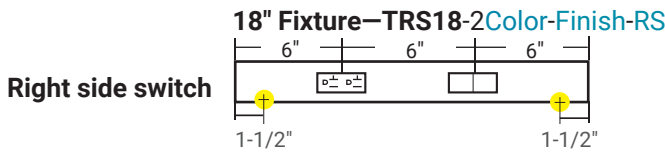
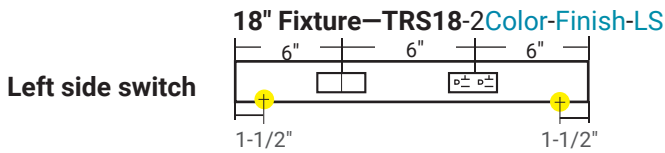
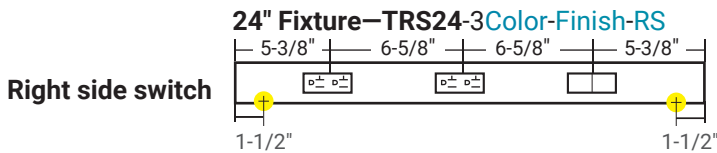
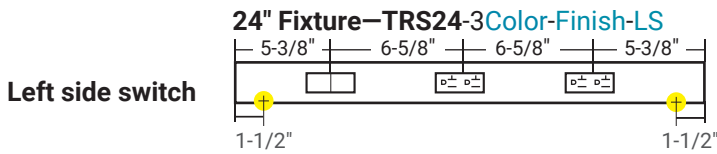
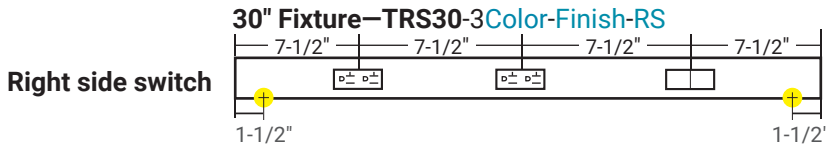
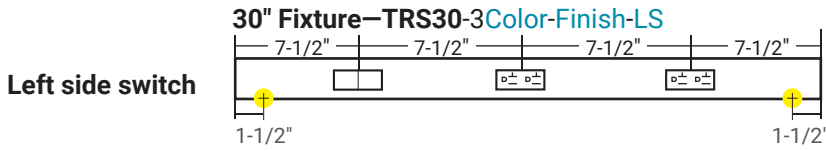
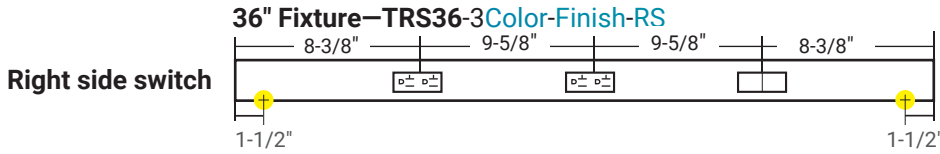
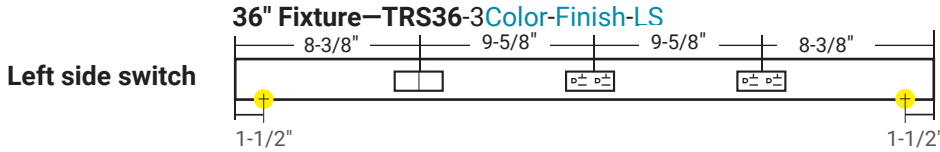
Ordering information

Optional installation components





Dimensions	Description	Part Number
3" x 3" x 2-1/8"	Square junction box. Available in Black (BK), Bronze (BZ), Satin Nickel (SN), and White (WT)	TR-SQ-JB-P-Finish
Varies by order	TR Series blank filler. Order per linear foot. Available in Black (BK), Bronze (BZ), Satin Nickel (SN), and White (WT)	TR-BLANK-P-Finish

Switch Included TRS Series Angle Power Strip

Receptacle Placement (under cabinet installed view)



LEGEND

-  = Knockout (all knockouts are located on the back side of fixture and are 1-1/2" from the end)
-  = 20-amp standard duplex receptacle available in Black (B), Grey (G), or White (W)
-  = Dual single pole switch device 15-amp per switch—1/2 horsepower at 120-volt AC Switch. 12-amp max shared amperage between switches. Available in Black (B), Grey (G), or White (W)
-  = Switch/receptacle combo 15-amp standard receptacle single pole switch: 1/2 horsepower at 120-volt AC. Available in Black (B), Grey (G), or White (W)