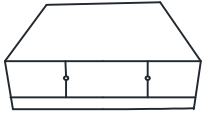


ASSEMBLY INSTRUCTION

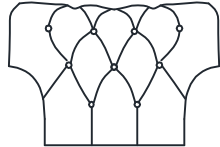
TUFTED CHAIR

A Seat Frame



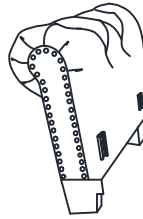
1pc

B Back Frame



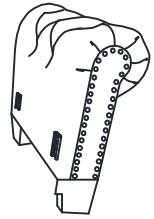
1pc

C Left Panel



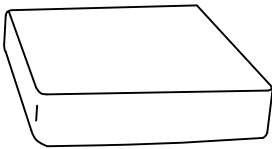
1pc

D Right Panel




1pc

E Seat Cushion

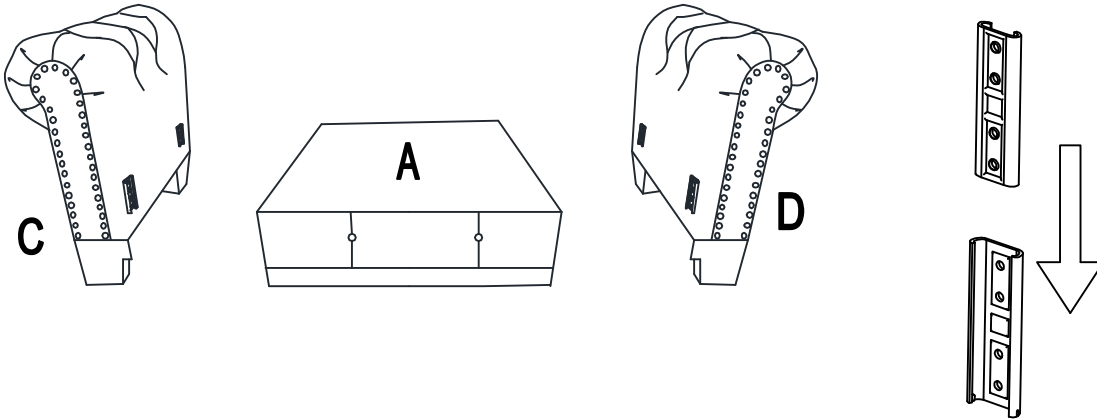


1pc

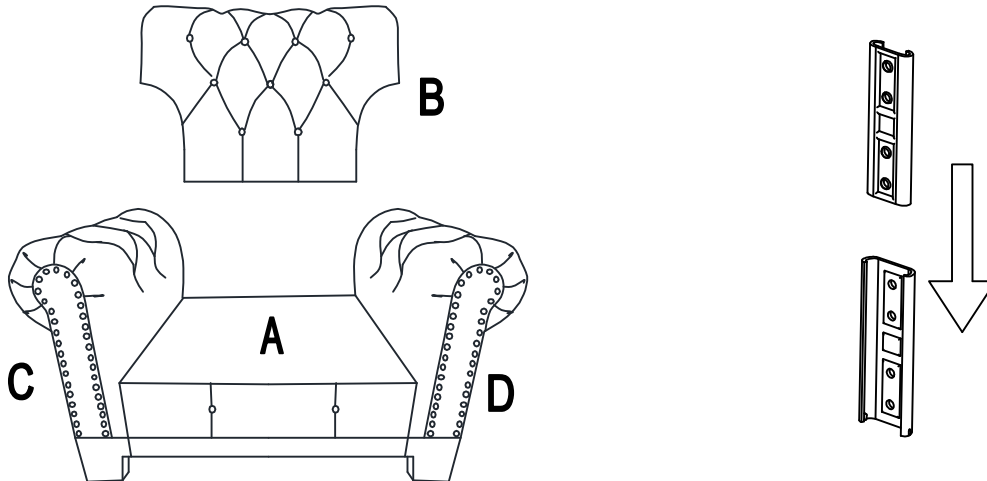


This page lists all the contents included in the box. As you unpack and prepare for assembly, place the contents on a carpeted or padded area to protect them from damage.

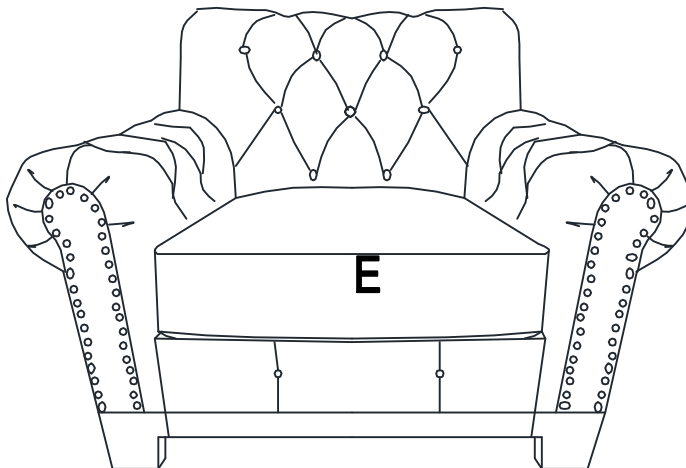
1 Hook on the Left Panel (C) & Right Panel (D) to Seat Frame (A) properly.



2 Hook on the Back Frame (B) to Left Panel (C) & Right Panel (D) properly.



3 Place Seat Cushion (E) on the chair properly. The assembly is complete.



Cleaning & Care

Treat surface with care. Surface is resistant to scratches but is not scratch resistant. Clean surfaces with a dry or damp soft cloth. Do not use abrasive cleaners.