

Limited Warranty on Delta® Faucets

Parts and Finish: All parts (other than electronic parts and batteries) and finishes of Delta® faucets purchased from authorized Delta sellers are warranted to the original consumer purchaser to be free from defects in material and workmanship for as long as the original consumer purchaser owns the home in which the faucet was first installed. For commercial purchasers, (a) the warranty period is ten (10) years for multi-family residential applications and (b) five (5) years for all other commercial applications, in each case from the date that the product is received by the original purchaser or their authorized representative (installation contractor, etc.). For purposes of this warranty, the term "multi-family residential application" refers to the purchase of the faucet from an authorized Delta seller by a purchaser who owns but does not live in the residential dwelling in which the faucet is initially installed, such as in a rented or leased single unit or multi-unit detached home (duplex or townhome), or a condominium, apartment building or community living center. The following installations are not considered multi-family residential applications, are excluded from the 10-year warranty and are subject to the 5-year warranty: industrial, institutional or other business premises, such as a dormitory, hospitality premises (hotel, motel or extended stay location), airport, educational facility, long- or short-term healthcare facility (hospital, rehabilitation center, nursing, assisted or staged-care living unit), public space or common area.

Parts and Finish for Delta® Recertified Faucets: Delta Faucet Company offers for sale online Delta® Recertified faucets. Delta® Recertified faucets only include faucets that have been certified as such by Delta Faucet Company. All parts (other than electronic parts and batteries) and finishes of these Delta® Recertified faucets are warranted to the original consumer purchaser to be free from defects in material and workmanship for ten (10) years from the date that the product is received by the original purchaser or their authorized representative (installation contractor, etc.). For commercial purchasers, the warranty period is one (1) year from the date that the product is received by the original purchaser or their authorized representative (installation contractor, etc.).

Electronic Parts: Electronic parts (other than batteries), if any, of Delta® faucets purchased from deltafaucet.com or authorized Delta sellers are warranted to the original consumer purchaser to be free from defects in material and workmanship for five (5) years from the date that the product is received by the original purchaser or their authorized representative (installation contractor, etc.), or for commercial purchasers, for one (1) year from the date that the product is received by the original purchaser or their authorized representative (installation contractor, etc.). No warranty is provided on batteries.

What We Will Do: Delta Faucet Company will repair or replace, free of charge, during the applicable warranty period (as described above), any part or finish that proves defective in material and/or workmanship under normal installation, use and service. Delta Faucet Company may, in its sole discretion, use new, refurbished or recertified parts or products for such repair or replacement. If repair or replacement is not practical, Delta Faucet Company may elect to refund the purchase price in exchange for the return of the product. **These are your exclusive remedies.**

What Is Not Covered: Because Delta Faucet Company is unable to control the quality of Delta products sold by unauthorized sellers, unless otherwise prohibited by law, this warranty does not cover Delta products purchased from unauthorized sellers. Any labor charges incurred by the purchaser to repair, replace, install or remove this product are not covered by this warranty. Delta Faucet Company shall not be liable for any damage to the faucet resulting from reasonable wear and tear, outdoor use, misuse (including use of the product for an unintended application), freezing water, abuse, neglect or improper or incorrectly performed installation, maintenance or repair, including failure to follow the applicable care and cleaning instructions. Delta Faucet Company recommends using a professional plumber for all installation and repair of faucets. We also recommend that you use only genuine Delta® replacement parts.

What You Must Do To Obtain Warranty Service or Replacement Parts: A warranty claim may be made and replacement parts may be obtained by calling 1 800 345 DELTA (3358) or by contacting us by mail or online as follows (please include your model number, date of original purchase and documentation of the date of receipt of the product by the original purchaser or their authorized representative (installation contractor, etc.):

In the United States and Mexico:

Delta Faucet Company
55 E. 11th Street
Indianapolis, IN 46280
Attention: Warranty Service
www.deltafaucet.com/service-parts/contact-us

In Canada:

Masco Canada Limited, Plumbing Group
Technical Service Centre
350 South Edgeware Road
St. Thomas, Ontario, Canada N5P 4L1
Attention: Customer Service
<http://www.deltafaucet.ca/customersupport/assistance.html>

Proof of purchase (original sales receipt showing purchase date) and documentation of the date of receipt of the product by the original purchaser or their authorized representative (installation contractor, etc.) from the original purchaser must be made available to Delta Faucet Company for all warranty claims unless the purchaser has registered the product with Delta Faucet Company or the product is a Delta® Recertified product purchased from deltafaucet.com. This warranty applies only to Delta® faucets manufactured after January 1, 2019 and installed in the United States of America, Canada and Mexico.

Limitation on Duration of Implied Warranties: Please note that some states/provinces (including Quebec) do not allow limitations on how long an implied warranty lasts, so the below limitations may not apply to you. TO THE MAXIMUM EXTENT PERMITTED BY APPLICABLE LAW, ANY IMPLIED WARRANTY, INCLUDING THE IMPLIED WARRANTIES OF MERCHANTABILITY AND OF FITNESS FOR A PARTICULAR PURPOSE, IS LIMITED TO THE STATUTORY PERIOD OR THE DURATION OF THIS WARRANTY, WHICHEVER IS SHORTER.

Limitation of Special, Incidental or Consequential Damages: Please note that some states/provinces (including Quebec) do not allow the exclusion or limitation of special, incidental or consequential damages, so the below limitations and exclusions may not apply to you. TO THE MAXIMUM EXTENT PERMITTED BY APPLICABLE LAW, THIS WARRANTY DOES NOT COVER, AND DELTA FAUCET COMPANY SHALL NOT BE LIABLE FOR, ANY SPECIAL, INCIDENTAL OR CONSEQUENTIAL DAMAGES (INCLUDING LABOR CHARGES TO REPAIR, REPLACE, INSTALL OR REMOVE THIS PRODUCT), WHETHER ARISING OUT OF BREACH OF ANY EXPRESS OR IMPLIED WARRANTY, BREACH OF CONTRACT, TORT, OR OTHERWISE. DELTA FAUCET COMPANY SHALL NOT BE LIABLE FOR ANY DAMAGE TO THE FAUCET RESULTING FROM REASONABLE WEAR AND TEAR, OUTDOOR USE, MISUSE (INCLUDING USE OF THE PRODUCT FOR AN UNINTENDED APPLICATION), FREEZING WATER, ABUSE, NEGLIGENCE OR IMPROPER OR INCORRECTLY PERFORMED INSTALLATION, MAINTENANCE OR REPAIR, INCLUDING FAILURE TO FOLLOW THE APPLICABLE INSTALLATION, CARE AND CLEANING INSTRUCTIONS. Notice to residents of the State of New Jersey: The provisions of this warranty, including its limitations, are intended to apply to the fullest extent permitted by the laws of the State of New Jersey.

Additional Rights: This warranty gives you specific legal rights, and you may also have other rights which vary from state/province to state/province. This is Delta Faucet Company's exclusive written warranty and the warranty is not transferable.

If you have any questions or concerns regarding our warranty, please contact us as provided above or view our Warranty FAQs at www.deltafaucet.com.

© 2023 Masco Corporation of Indiana

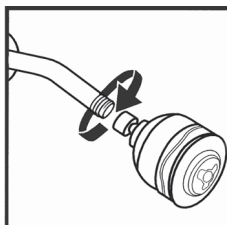


see what Delta can do™

Hand Shower Unit Installation Instructions

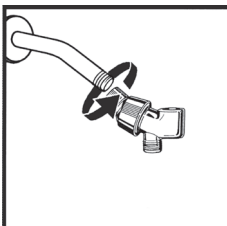


X00067504



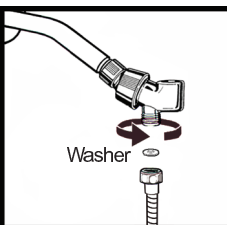
1. Remove Existing Shower Head

Turn the existing shower head counter-clockwise with adjustable wrench or pliers. Use care not to unscrew the shower arm; hold the shower arm secure. Remove any excess materials left on the threads of the shower arm. **Note: If your shower arm has a ball on the end of it, it will not work with this shower unit and will need to be replaced with a standard shower arm.**



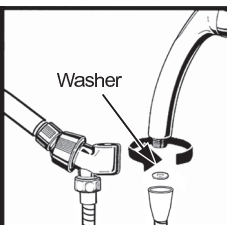
2. Install Shower Mount

It is recommended to wrap Plumber tape 2-3 wraps around the threads of the shower arm only. **Hand tighten** the threaded end of the Shower Arm Mount clockwise onto the exposed shower arm threads until tight. **Do not use a wrench or pliers.**



3. Connect Hose to Shower Arm Mount

Seat the washer firmly into the Hose Nut. **Hand tighten** the Hose Nut clockwise onto the Shower Arm Mount. **Do not use wrench or pliers.**



4. Connect Hose to Hand Shower

Seat the Washer firmly into the Hose nut. Carefully align the threads of the Hose directly to the Hand Shower. **Hand tighten**- do not use a wrench or pliers. Then place the Hand Shower into the Shower Arm Mount. Rotate the Shower Arm Mount into desired position to hold the Hand Shower.

Note: It is normal under certain water pressures for the hose to extend on its own; when this occurs the hose cannot be stretched further or damage will occur to the hose. Again, it is a normal condition and the hose will return to its relaxed state when the water pressure subsides.

Notice: Removal of or tampering with the flow restrictor may result in showerhead failure and will void the warranty.

Backflow Protection

If your product is not equipped with backflow prevention, in order to make your product backflow compliant, a vacuum breaker will need to be added.

***WARNING:** Plumbing Codes require that shower heads and hand showers provide a small but continuous flow of water (trickle) when in "PAUSE" mode. Because of this continuous flow, in certain circumstances pressure variations in the water line and/or changes in the position of the shower temperature control handle while in "PAUSE" mode could result in dramatic changes to the temperature of the water when the shower head or hand shower is returned to the "ON" position.

ALWAYS point the shower head away from yourself when returning to the "ON" position and feel the water with your hand before resuming your shower to ensure the water flow is not too hot or too cold. **DO NOT** allow children or others who might not understand this warning to use the "PAUSE" function.