










ASSEMBLY INSTRUCTIONS

8 - 1250 PUB / GAME TABLE

NO.	HARDWARE LIST		QTY
A		JCBC 6X30	4
B		JCBC 6X35	4
C		Allen Key	1
D		BO 8X100	4
E		Lock Washer 6X13	12
F		Lock Washer 8X20	4
G		Wrench	1
H		Driver	1
I		JP 6X200	4

