

**SPECIFICATIONS**

**Certifications/Qualifications**

ADA Compliant	No
Prop65	No
Location Rating	Damp
	<a href="http://kichler.com/warranty">kichler.com/warranty</a>

**Dimensions**

Height	11.5"
Width	32.5"
Height From Center Of Wall Opening (Spec Sheet)	8"
Depth	6.25"
Weight	8.5 LBS
Canopy Height	5.25"
Canopy Depth	1"

**Electrical**

Input Voltage	120 V
---------------	-------

**Light Source**

Light Source	Bulb
Lamp Included	Not Included
# Of Bulbs/LED Modules	4
Max Or Nominal Watt	75 W
Lamp Type	A19
Socket Type	E26 (Medium)
Dimmable	Yes

**Mounting/Installation**

Interior/Exterior	Interior Product
Mounting Weight	4.75 LBS
Install Glass Up Or Down	Both
Lead Wire Length	6
Wire Connectors	Wire Nuts

**FIXTURE ATTRIBUTES**




**Housing/Glass**

Primary Material	Steel
Shade Included	No
Shade Dimensions	4.75 DIA X 5.5 H

**Product/Ordering Information**

SKU	55143PN
Finish	Polished Nickel
UPC	783927018524

**Finishes**

-  Black
-  Brushed Natural Brass
-  Polished Nickel



**ALSO IN THIS FAMILY**

