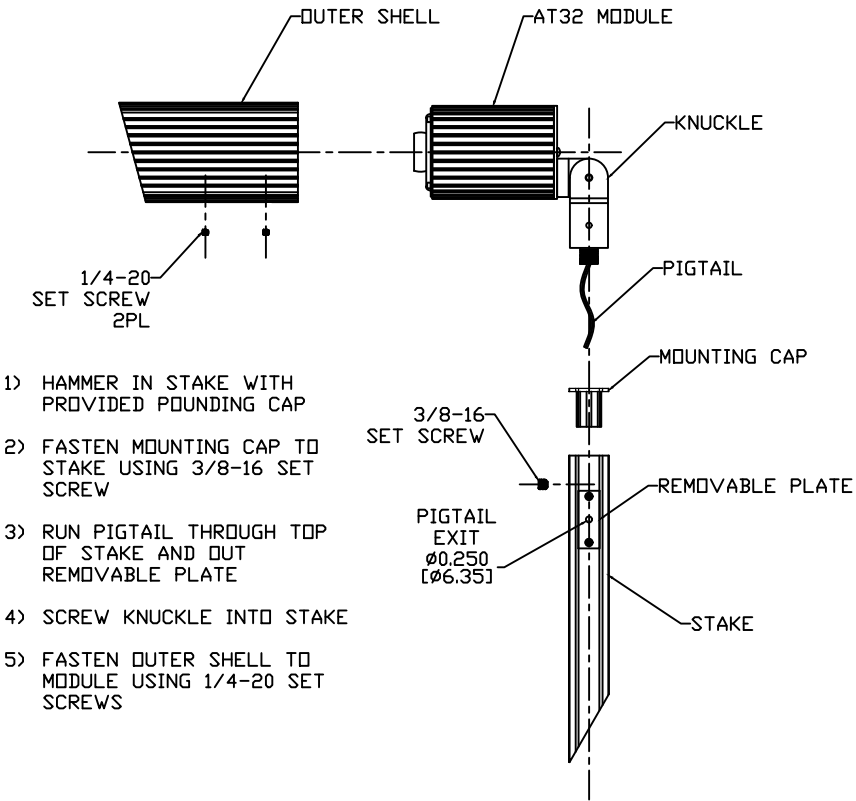
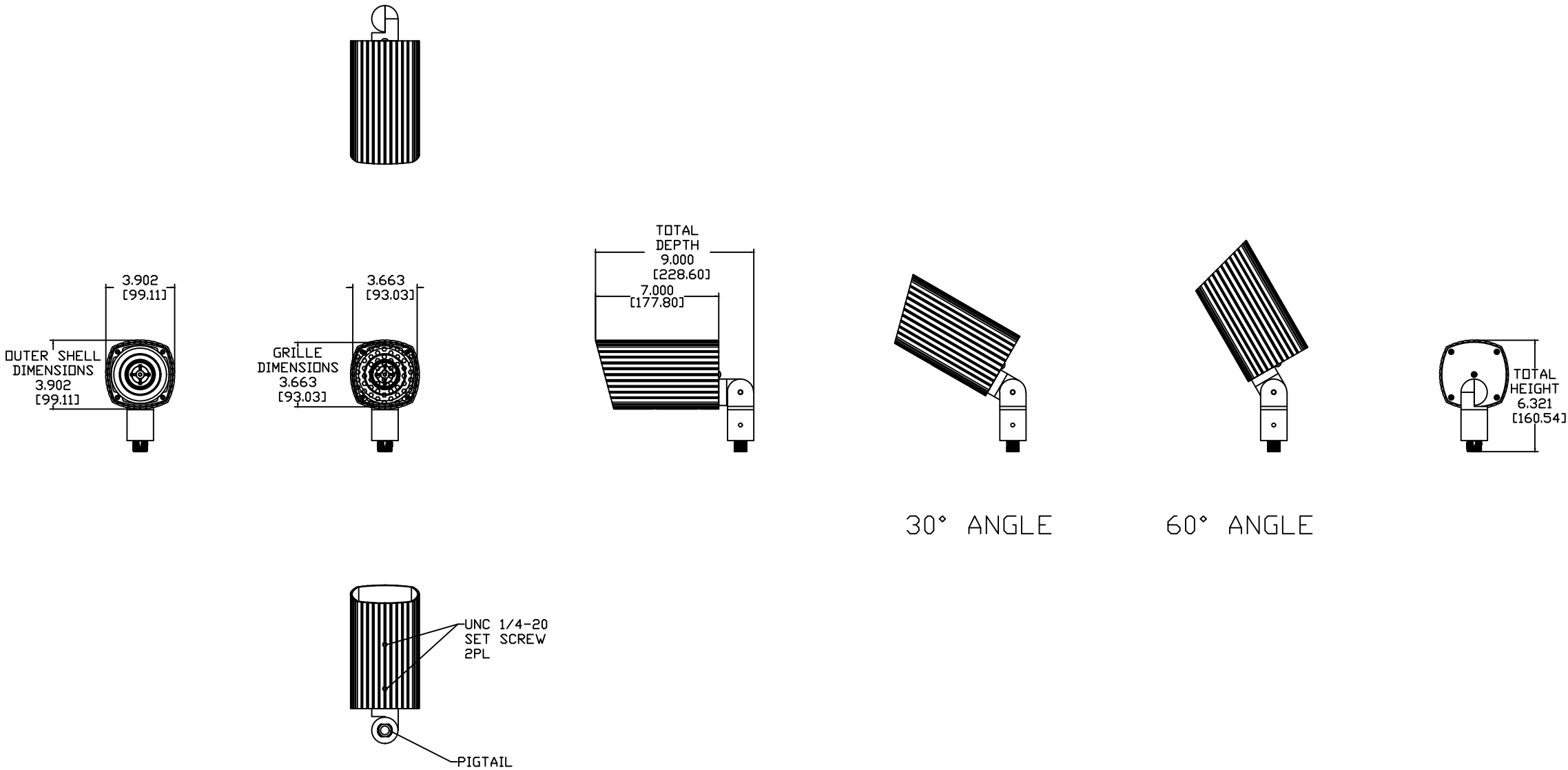


REVISIONS				
ECN	REV.	DESCRIPTION	DATE	APPROVED
	A	RELEASE FOR PRODUCTION	06-19-12	
	B	CHANGED KNUCKLE PLACEMENT	02-05-14	
	C	ADDED BOTTOM VIEW FOR EXTERNAL EXTRUSION	05-18-15	
23005	D	DRAWING UPDATED AND BROKEN OUT	04-09-24	

ASSEMBLY INSTRUCTIONS

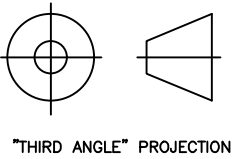


- 1) HAMMER IN STAKE WITH PROVIDED POUNDING CAP
- 2) FASTEN MOUNTING CAP TO STAKE USING 3/8-16 SET SCREW
- 3) RUN PIGTAIL THROUGH TOP OF STAKE AND OUT REMOVABLE PLATE
- 4) SCREW KNUCKLE INTO STAKE
- 5) FASTEN OUTER SHELL TO MODULE USING 1/4-20 SET SCREWS

NOTES:

1: MATERIAL - AT32 EXTRUSION
UNLESS OTHERWISE SPECIFIED

2: FINISH - TBD



"THIRD ANGLE" PROJECTION

PROPRIETARY INFORMATION THE DESIGNS, INFORMATION, AND DATA CONTAINED HEREIN ARE PROPRIETARY AND ARE SUBMITTED IN CONFIDENCE, AND SHALL NOT BE DISCLOSED, USED OR DUPLICATED IN WHOLE OR IN PART, FOR ANY PURPOSES WHATSOEVER, WITHOUT THE PRIOR WRITTEN PERMISSION OF JAMES LOUDSPEAKER LLC, 2185 PARK PL, MINDEN, NV 89423. THIS LEGEND SHALL BE MARKED ON ANY REPRODUCTIONS HEREOF IN WHOLE OR IN PART. RECEIPT OF THIS DOCUMENT SHALL BE DEEMED TO BE AN ACCEPTANCE OF THE CONDITIONS SPECIFIED HEREIN.	JAMES LOUDSPEAKER	
	AT32	
	EXTERNAL DIMENSIONS	
	P/N: -	
	DWR #: 120619-B00	
	REVISED BY: G. TAYLOR	
	DRAWN BY: M. GALLES	
	DATE: 06-19-12	
	APPROVED:	
	DRAFTING APPROVED:	
	SCALE:	
	TOLERANCES: ANG: ± = .5° FRACT. ± = 1/32	
	DECIMALS: .XX ± = .01 .XXX ± = .005	
	REVISION: D	SHEET 1 OF 6