

June 2026

Firmware PowerZone® Connect - 2026.18.1

(update from 1.8.2)

New Features:

New dashboard experience

- Updated dashboard layout provides a clearer overview of amplifier and zone status.
- Added input, output, and zone signal indicators to make system activity easier to monitor.
- Added a Mute All Zones button for quickly muting every zone from the dashboard.

Expanded Output EQ functionality

- Added Low Tilt, High Tilt, and High Pass controls to the Output EQ section.
- Added support for importing EQ filters from Room EQ from Room EQ Wizard (REW) using the REW EQ Import function.

Embedded Sonance speaker library

- Added an embedded speaker library for Sonance and Blaze by Sonance speaker presets.

Expanded tooltip support

- Added tooltip text throughout the amplifier interface to provide additional guidance on key settings and features.

Improvements:

Updated Hi-Z output filter behavior

- When selecting Hi-Z 70V or Hi-Z 100V output mode, the output high-pass filter is now disabled by default.

Improved muted-zone gain display

- Muted zones now continue to show the selected gain level, making it easier to see the zone's previous volume setting while muted.

Updated FIR filter import guidance

- FIR filter import text has been updated to clarify that imported FIR filters use a 48 kHz sample rate.

Updated firmware versioning format

- Firmware releases now use a calendar-based versioning format instead of semantic versioning. This update changes the version number format only and does not affect amplifier functionality.

Bugfixes:

General UI refinements and visual fixes

- Resolved several minor UI display issues, including logo rendering, dropdown behavior, stereo-mode indicators, mobile slider labels, and Light theme label visibility.

Improved EQ editing behavior on mobile devices

- Fixed an issue where users could not scroll on iPad or iPhone while in Edit EQ mode.

Improved gain field handling

- Fixed an issue where entering a negative gain value could cause the associated slider to disappear.

Resolved SPDIF standby behavior

- Fixed an issue where SPDIF outputs could remain muted when the amplifier was in standby and Audio Digital was selected in Power Management.

June 30, 2025

Firmware 1.8.2

New features:

- **Updated GUI to reflect our refreshed 'Blaze by Sonance' brand identity.**
 - All existing features and functionality remain unchanged.

May 16, 2025

Firmware 1.8.1

Bugfixes:

- The physical power button on 2U amplifiers stopped working after the firmware was upgraded to version 1.8.0. This issue has been resolved in firmware version 1.8.1, which restores full functionality to the physical power button.

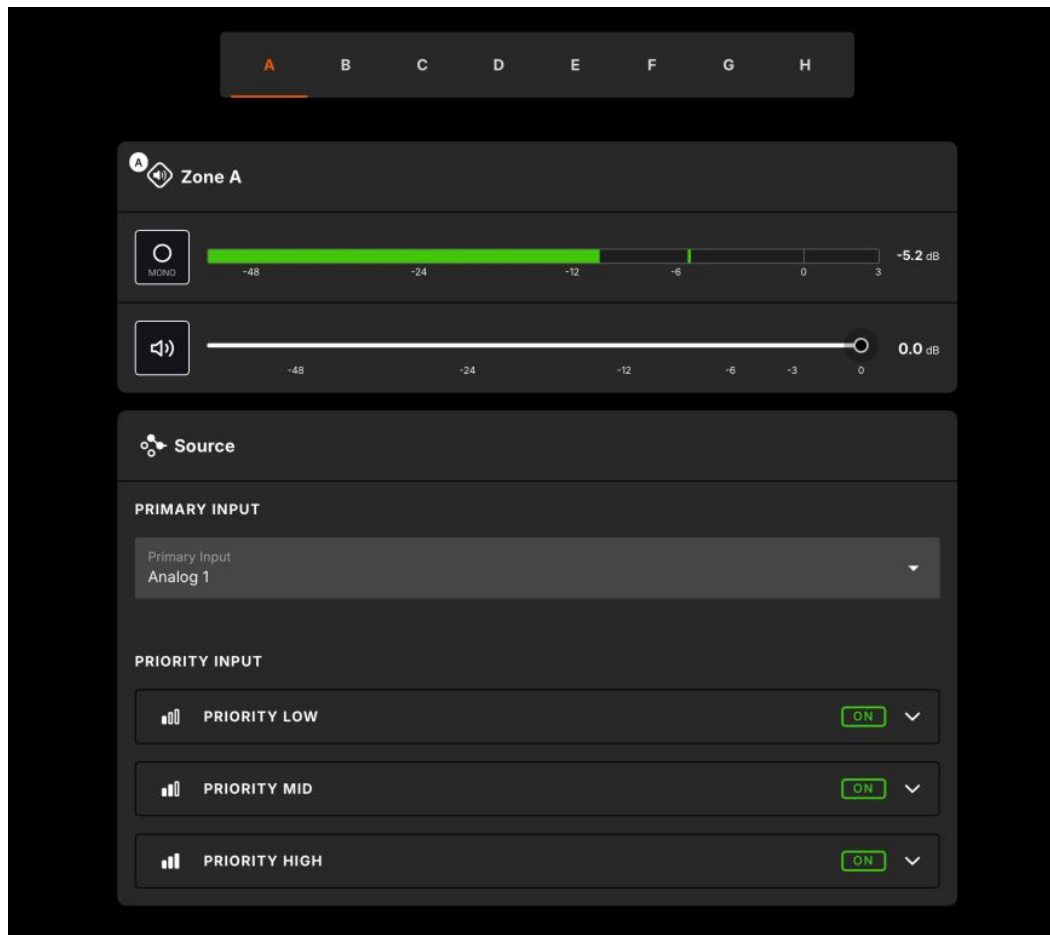
May 5, 2025

Firmware 1.8.0

New features:

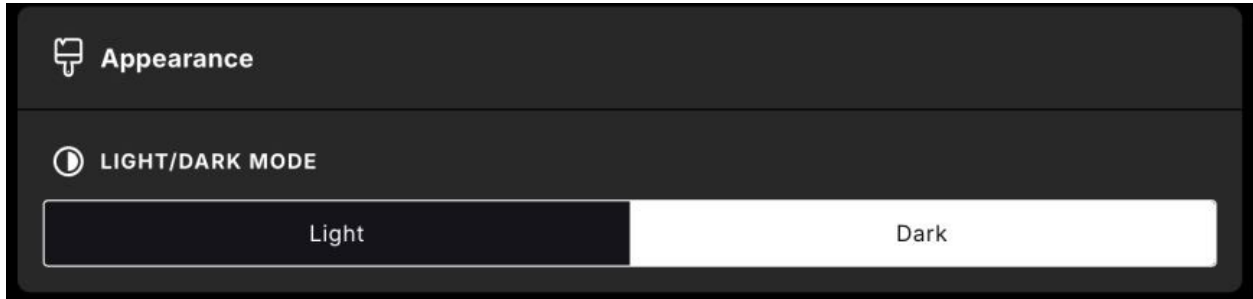
- **Two additional priority input levels per zone.**

- This update adds two extra priority input levels per zone, expanding system flexibility. The new priorities include:
 - Threshold control
 - Zone volume override
 - Hold time functionality
- Example setup – retail environment:
 - Primary input: Background music
 - Priority Low (overrides primary input): Commercials
 - Priority Mid (overrides primary and low input): Microphone announcements
 - Priority High (overrides all): Voice alarms



- **Dark mode is now the default appearance setting.**

- A new “Appearance” tab under Settings lets users switch between Light and Dark mode. This setting applies only to the selected amplifier and does not affect the PowerZone™ Control Center interface



- **Wall-M multi-zone controller support enabled.**

- Note: Multi-zone control is only supported with the WallM. The Wall-S1 does not support multi-zone functionality with this firmware update.

Bugfixes:

- **Audio “pop” on amplifier restart after standby mode.**
 - Resolved an issue where the amplifier would produce an audible “pop” noise when restarting after approximately two hours in Audio Eco standby mode.
- **Resolved inconsistent priority and ducking behavior on low priority inputs.**
 - Adjusted the hold time handling to improve reliability and consistency of priority and ducking performance on Low Priority input channels.

November 6, 2024

Firmware 1.7.3

Features:

- Updated power management text to reflect compliance standards and Dante features.
- Updated BTL mode text to meet compliance standards (applicable to PowerZone™ Connect 1U series only).

Audio (Eco)

- The amplifier will turn on when an analog signal is applied (2.5mV on analog input).
Warning: LAN and Dante network features are disabled in standby.
Complies with European ErP standby regulations (< 0.5W standby).

Audio

- The amplifier will turn on when an analog signal is applied (2.5mV on analog input).
Warning: Dante network features are disabled in standby.
Complies with European ErP standby regulations for networked equipment (< 2W standby).

Audio (Digital)

- The amplifier will turn on when audio is playing on any output (level > -80dBFS).
The DSP is always on.
Does not comply with European ErP standby regulations for networked equipment (< 2W)

Trigger (Eco)

- The amplifier will turn on when a 12V trigger is activated (see GPIO page).
Warning: LAN and Dante network features are disabled in standby.
Complies with European ErP standby regulations (< 0.5W standby).

Trigger

- The amplifier will turn on when a 12V trigger is activated (see GPIO page).
Warning: Dante network features are disabled in standby.
Complies with European ErP standby regulations for networked equipment (< 2W standby).

Network Only

- The amplifier will turn on when receiving network API commands.
Warning: Dante network features are disabled in standby.
Complies with European ErP standby regulations for networked equipment (< 2W standby).

Bridge

- Bridge 2 Output Channels.
Warning: Bridge mode is only allowed for speakers with an impedance of 8 Ohm or higher.

Bugfixes:

- Resolved issue preventing speaker presets from being applied from the library.

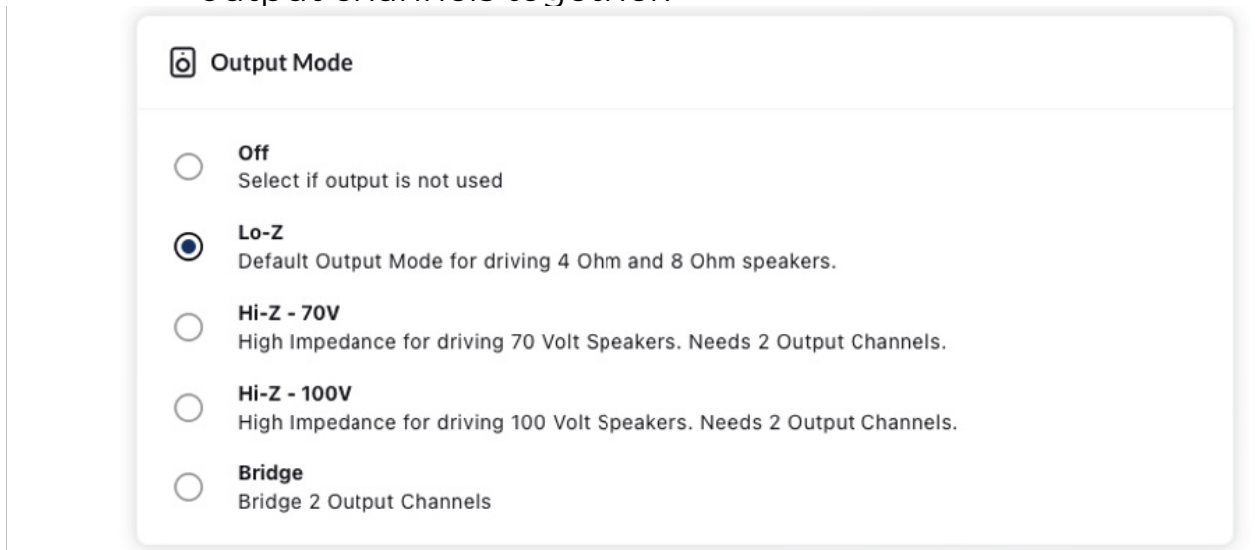
October 14, 2024

Firmware 1.7.2

Features & Improvements:

Features

- Enabling BTL mode / Bridge mode on 1U units.
 - This has always been enabled for 2U units, but it is now enabled on 1U units as well, so the installer can bridge two output channels together.



Bugfixes

- Pop issue on SPDIF In/Out on Dante has been resolved

October 14, 2024

Firmware 1.7.2

Features & Improvements:

Bugfixes

-
- Input box shrinking to a very small size
 - Clearing an input box (e.g., Gain) and then clicking the “X” button is resulting in the text box shrinking to as small as it can be drawn, with X and check icons squished together
- Incorrect position of a slider
 - When clicking “Enter” on an empty input field (e.g., Gain), the slider moved. This is now fixed, so that the slider does not move if the input field is empty.
- Speaker Preset issue
 - Issue resolved with speaker presets, so that the user can load them again on the amplifier.
- Bridge mode on 2U amplifiers was missing
 - This is now resolved and 2U units are now recognized again as 2U units.

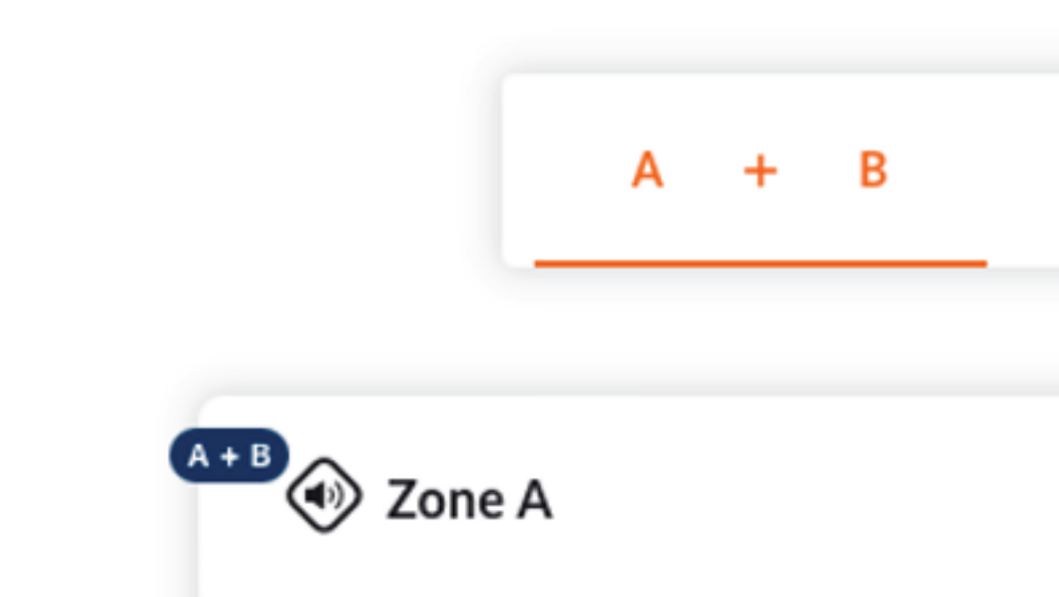
July 5, 2024

Firmware 1.7.0

Features & Improvements:

FW 1.7.0 is a bigger firmware, which firstly provides end user access to the amplifiers, while also having changes within the frontend/maintenance.

There are no bugs nor other major changes within the UI other than a small enhancement displaying e.g., “A+B” in the tabs, when combining two zones in stereo mode.



User Control

End users have now a simplified interface with essential controls:

- “All Zones”
 - Instantly mutes all zones.
- Zone Overview:
 - Adjust volume
 - Turn it up and down and adjust the volume
 - VU-meter:
 - Displays current audio output for each zone.
 - Mute Button:
 - Allows individual zones to be muted.
 - Zone/Input Selection:
 - Facilitates switching between different zones or inputs.
 - Mix Editing:
 - Permits adjustments to the audio mix.

Access restrictions:

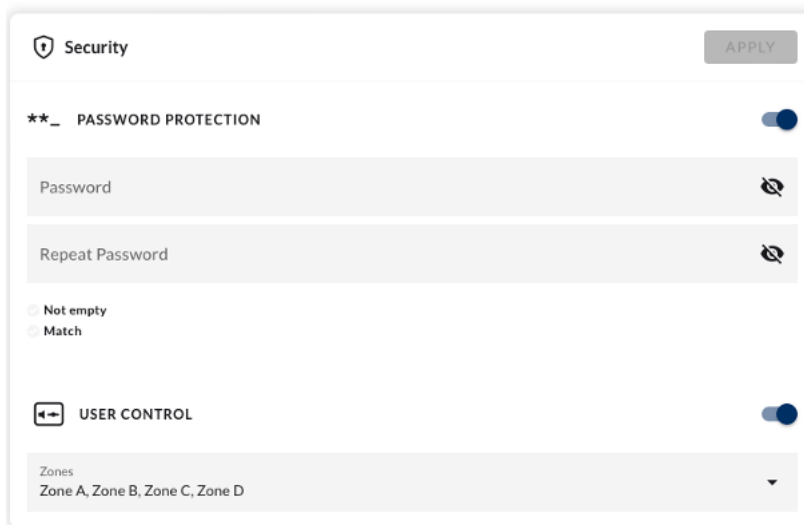
- End users are limited to the page “User Control”.
- Installers can log in for advanced settings and configurations. This is setup through the tab “Security”, where they first setup a PIN which ensures that it is only an installer that can access the configuration of the amplifier, while the page “User Control” is accessible to end users.

Guide to setup “User Control”

1. Update the amplifier with firmware 1.7.0.
2. Enter “Security” of the amplifier.
3. Enter a password and click “Apply”.
4. Enable “User Control” and select what zones to show for end user.
5. Click “Apply” in the top right corner.
6. Click “Log out” in the bottom right corner.

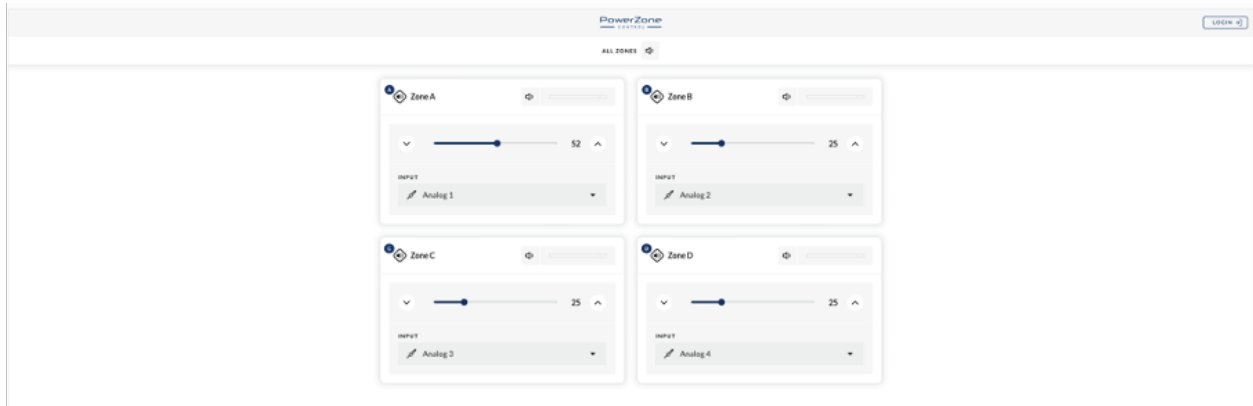
User Control

On setup:



The screenshot shows the 'Security' configuration page. At the top left is a shield icon and the word 'Security'. At the top right is an 'APPLY' button. Below this is a section for 'PASSWORD PROTECTION' with a toggle switch turned on. It contains two password input fields: 'Password' and 'Repeat Password', each with a visibility icon. Below the fields are two radio button options: 'Not empty' and 'Match'. The 'Match' option is selected. Below the password section is a section for 'USER CONTROL' with a toggle switch turned on. It contains a dropdown menu labeled 'Zones' with the text 'Zone A, Zone B, Zone C, Zone D' and a downward arrow.

When enabled:



Code refactoring / UI Components

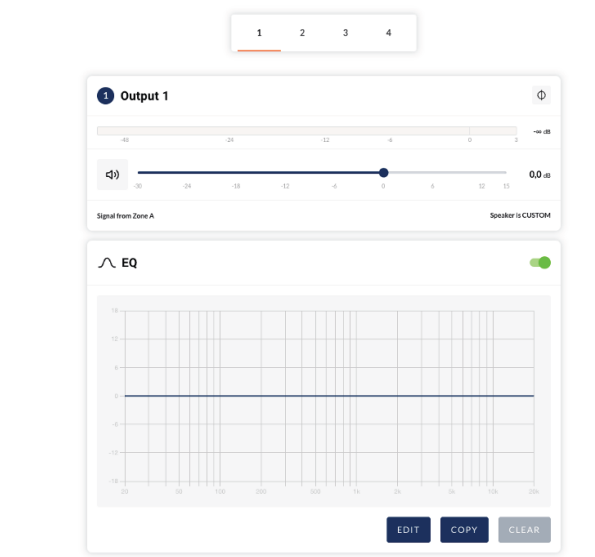
The Software Team has done changes in the frontend, which ensures that all buttons are based on components. The buttons therefore look different compared to versions earlier than firmware 1.7.0. The changes ensure better maintenance and improves testability of the application.

An overview of the affected areas is provided below.

Examples are chosen from each of the respected firmware, so it is easy to see the difference between the two firmware.

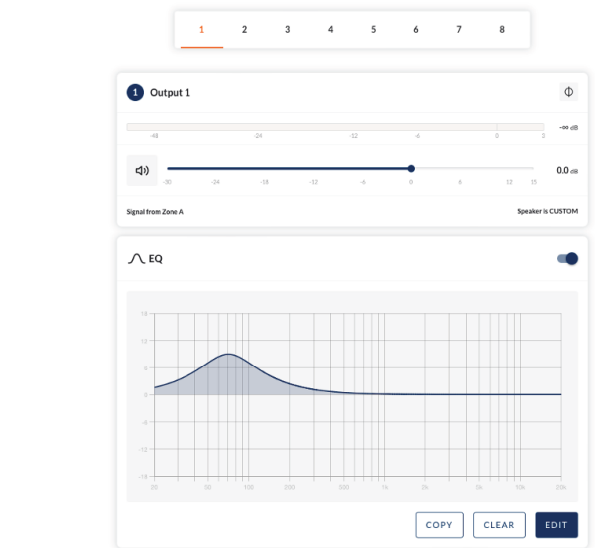
Area 1 – Button arrangement (EQ)

Firmware 1.6.7



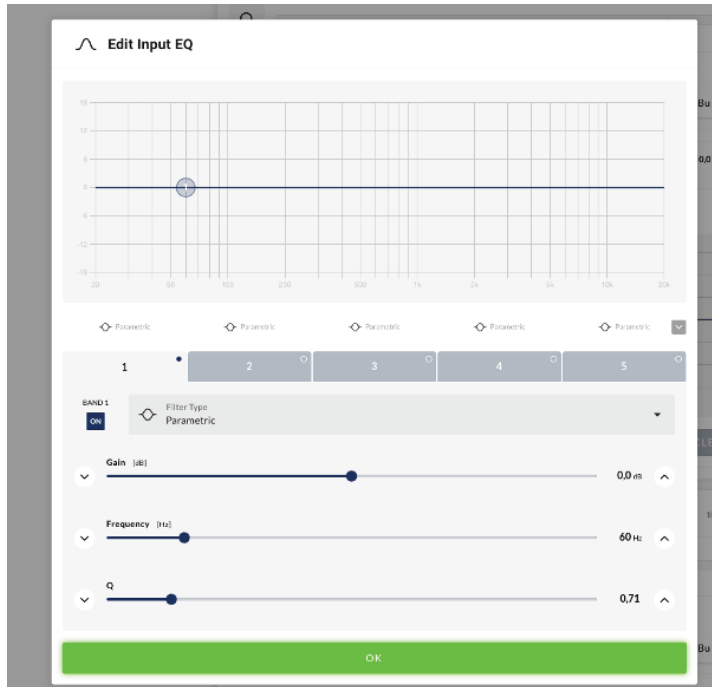
Firmware 1.7.0

Primary buttons are placed towards the right, while the secondary buttons from left to right.

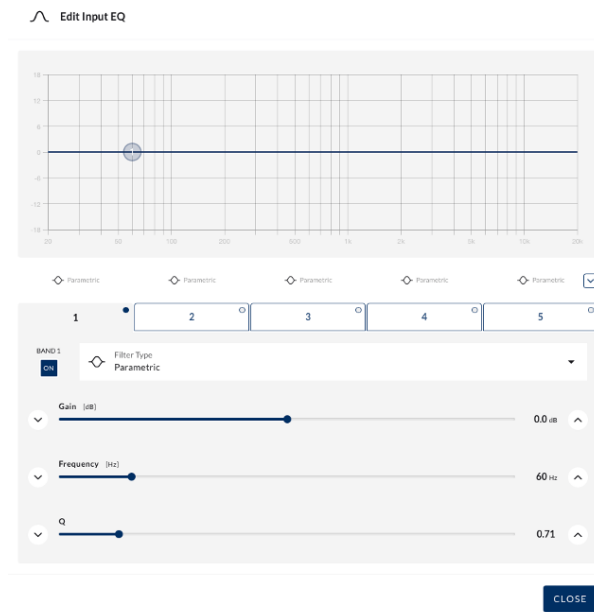


Area 2 – OK replaced with Close

Firmware 1.6.7



Firmware 1.7.0



Area 3 – All toggles (when toggled/enabled)

Firmware 1.6.7

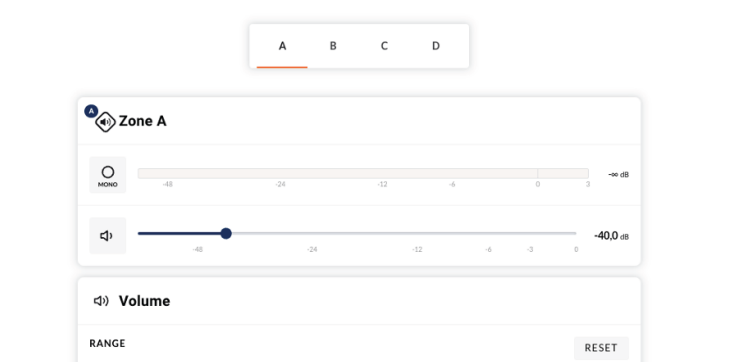


Firmware 1.7.0



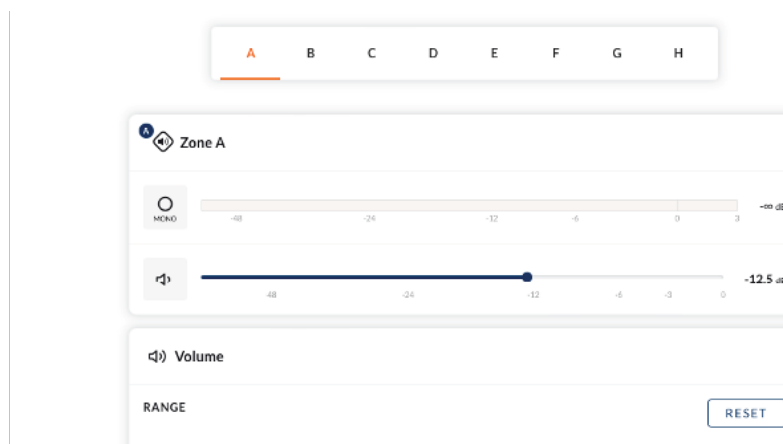
Area 4 – Secondary buttons e.g., “Reset” is outlined

Firmware 1.6.7



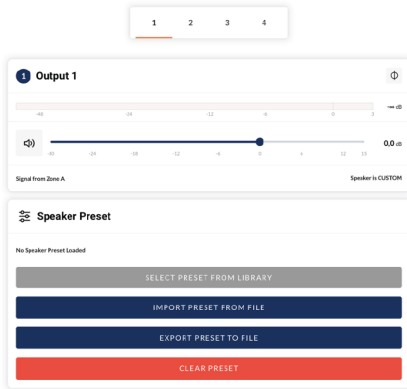
Firmware 1.7.0

This goes throughout the entire GUI, so all secondary buttons are marked with an outer line.

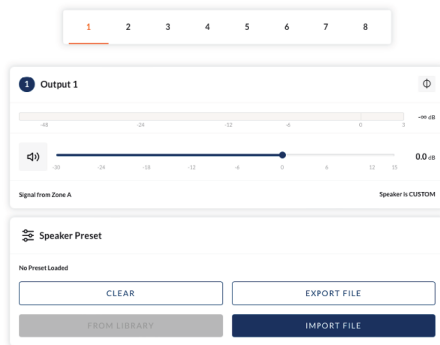


Area 5 – Speaker preset (button alignment)

Firmware 1.6.7

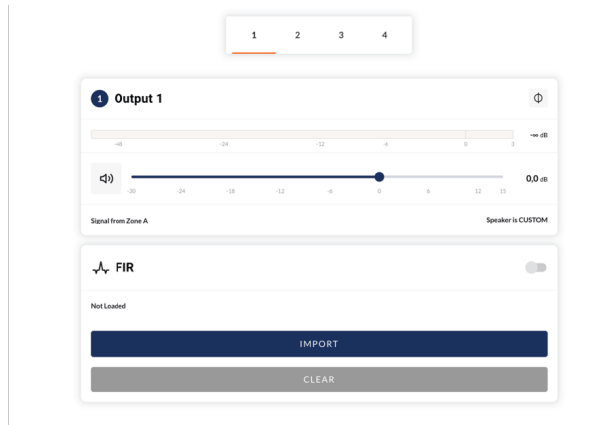


Firmware 1.7.0

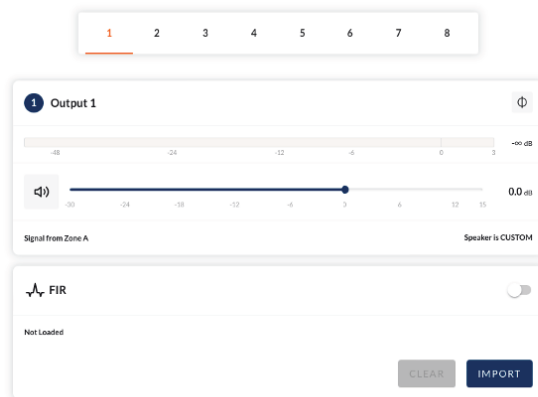


Area 6 – Disabled buttons are “clear” (e.g., example with button “Clear”)

Firmware 1.6.7



Firmware 1.7.0



Area 7 – Alignment on buttons on the tab “Device”

Firmware 1.6.7

Device Information

Manufacturer
Blaze Audio

Model
PowerZone Connect 3004

Serial Number
2150026302X00008

Firmware Version
1.6.7 (Apr 25 2024 16:26:17)

MAC Address
C4:5B:BE:2D:32:38

WiFi MAC Address
C4:5B:BE:2D:32:38

LOCATOR

FIND ME

FIRMWARE UPDATE

UPDATE

Firmware 1.7.0

Device Information

Manufacturer
Blaze Audio

Model
PowerZone Connect 508

Serial Number
2343043105X00006

Firmware Version
1.7.0-beta.4 (Jun 19 2024 13:48:42)

MAC Address
B4:8A:0A:9C:62:6F

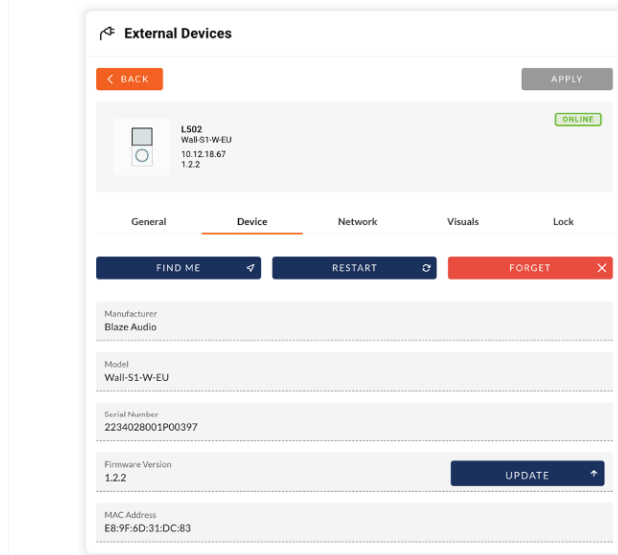
WiFi MAC Address
B4:8A:0A:9C:62:6C

FIND ME

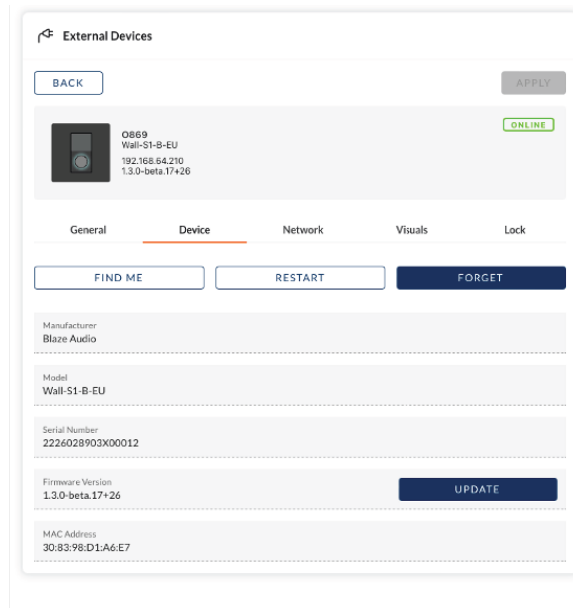
UPDATE

Area 8 – External devices

Firmware 1.6.7

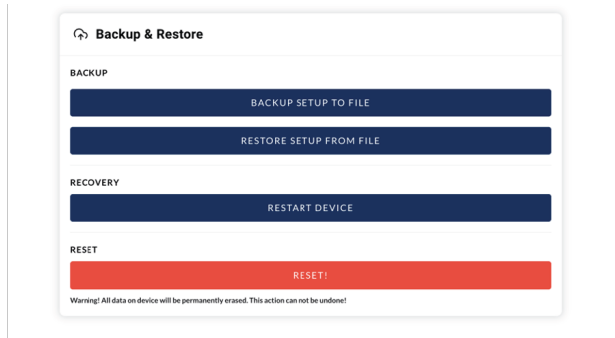


Firmware 1.7.0

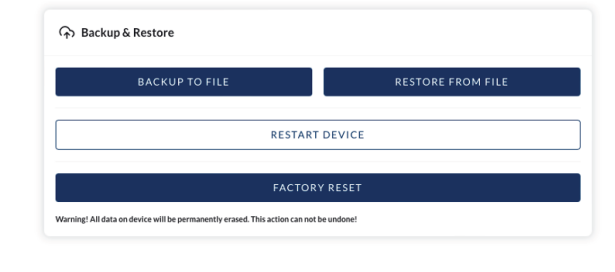


Area 9 – Backup & Restore

Firmware 1.6.7

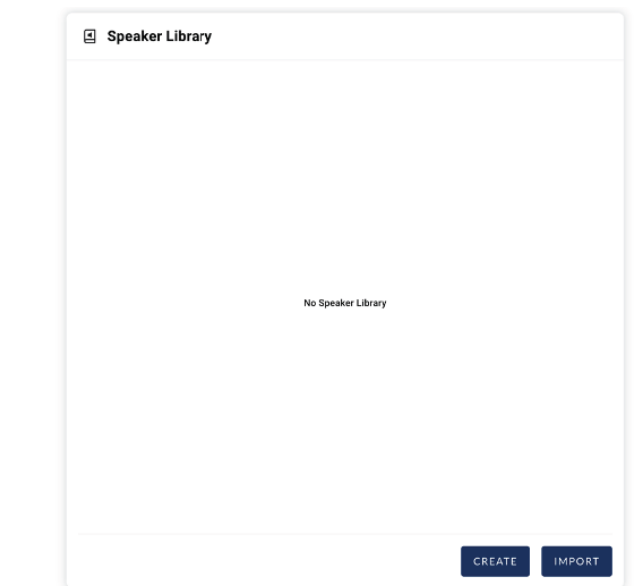


Firmware 1.7.0



Area 10 – Speaker Library (buttons switched place)

Firmware 1.6.7



Firmware 1.7.0



April 30, 2024

Firmware 1.6.5

Features & Improvements:

Bugfixes

- Deleting Device Name in the Amp UI causes the device to reboot in a few seconds
 - When trying to update the name for the amplifier to something else on the tab "Device", then the amplifier suddenly rebooted.
- Pop (Dante Input) when powering on

- There was a pop on Dante input when powering on and zone volume was set to -10dB.
- Input filter not applied for Secondary channel

March 25, 2024

Firmware 1.6.4

Features & Improvements:

Features

- Enable DHCP as the default setting for PowerZone™ Connect amplifiers.
 - PowerZone™ Connect amplifiers will now utilize dynamic IP addresses by default, reducing the occurrence of IP conflicts on the network.

Bugfixes

- Compatibility between Blaze Audio Wall-S1 controllers and older PowerZone™ Connect firmware has been restored.
- Resolved an issue where Limiters were incorrectly displayed as inaccessible in the UI.
- Fixed a bug where the name of the PowerZone™ Connect amplifier would not update after a reset has been fixed.

January 29, 2024

Firmware 1.6.2

Features & Improvements:

Updates

- Prepare ODM Option: DHCP as default
 - Support and Power Management for 8CH
 - EQ changes – aligning it on input output and speaker EQ
 - Device name to be displayed in the tab of the browser
 - Stereo linking improvement for zones
 - Validate SSDP for all models from the specific vendors
 - Create REST API endpoint for querying device
 - Add validation before storing configuration
 - Reset Amp – Keep Network Settings
 - Decrease standby power consumption in standby mode
 - Improve MDNS Naming

Bugfixes

- Misaligned faders and scales
- Input EQ filter type changes not registered by amp.
- Cancelling the FW update during update causes crash
- Undervoltage Detection and Protection on 7.5V Rail
- Amplifier disable do not mute the UA-module
- Threshold not showing the same amount of decimals consistently in the WebGui
- Writing more than 32 chars in “Installation notes”
- The configuration is reset after a reboot
- Connected Wall Controller displays update icon – when not paired
- 256 character string in notes is not restored to 256, instead 84
- Clip indication when no music played
- No bridgemode for Dante Amps
- Invalid Hardware “License” not indicated on LEDs
- Disable ethernet led in standby mode
- DSP hibernate mode when 1V2 is disabled.
- Firmware Upload using chunked upload crashed amplifier
- Amplifier doesn’t enter standby via GPIO when in “Network mode”
- Ethernet LED not updated in standby mode
- GPIO Default settings not correctly labeled in UI
- Unable to set Standby timeout time in “Audio (DSP)”

- Slider not visible
- Connection handling – evaluation buildup

September 11, 2023

Firmware 1.5.0

Features & Improvements:

Updates

- Dante support
 - Close all TCP Connection upon reboot
 - Route mix to SPDIF/Dante
 - Output route VU meters to SPDIF/Dante
 - Added timeout for locating on Amplifier (2min)
 - Added PowerMode AudioDigital New Power On Mode : **Audio Digital** – amplifier is always running DSP, allowing sleep/wakeup of the amplifier by looking on output on the Output Channels.

Bugfixes

- Minor bugfixes

June 30, 2023

Firmware 1.4.1

Features & Improvements:

Updates

- Q with 2 decimals (Everywhere)
 - Override Volume Should not be 0dbFS
 - Output/Speaker EQ – Q should be Logarithmic
 - Crossover – Frequency Should be Logarithmic
 - Crossover – Sliders missing Tick markers and labels

Bugfixes

- Zone Gain cannot be changed using Keyboard
- Decimal separator works differently in Chrome and Firefox
- INC command for Zone – not respecting Limits
- MIX Gain mute is -140, INC commands are starting from -140, not minimum
- “Clear” button in output -> equalizer activates all 10 bands.
- Changing tabs after editing a speaker EQ band above 10 goes to empty page.
- Pressing enter when entering text in “Installation Notes” prevents data from being saved.
- Output Routing slider not updated correctly on max value
- Input EQ – Frequency Formatting
- Generator – Wrong indication of kHz
- Cannot enter 0,4 by keyboard in all Q-Fields
- Driver Alignment/Delay Quantization
- Delay in samples not shown
- Frequency decimal displayed within Hz range
- Slider marker labels overlap on mobile
- Blank page when going to a different zone, after returning from 11th+ band speaker eq edit on mobile.
- Speaker Library Collapsed on Speaker Library Page.
- Sliders has invalid Step Size when using Keyboard

April 12, 2023

Firmware 1.4.0

Features & Improvements:

Features

- Combine input sources in 2 or 4 separate mixers
 - Talk Over (Ducking) with Priority Routing
 - Input High Pass Filter
 - Output Routing Added (SPDIF)
 - Generator Update
 - Rename Noise Generator to Generator
 - Added Band Pass Filter for Generator
 - Added Sine Generator
 - Add 5-band parametric EQ on each analogue input
 - Webserver updated to Mongoose

Wall-S1 controller specific

- Possibility to disable Mute for Zone
- Zone source limitation
- Possibility to locate a Wall-S1 controller
- Possibility for Separate Pin Code for Volume/Source and Settings

Updates

- Input VU meters directly at ADC Inputs
 - DSP VU Optimization
 - DSP Readback Optimization
 - DSP Panic Handling
 - Framework Optimization
 - Intelligent Handling of Stereo Changes
 - Preparing Dante Model Support
 - Input Page Update
 - Improve API performance
 - UPNP Parameters for WallS1 and Amplifiers updated
 - EQ's – Only first EQ turned on by default
 - Unable to edit/ change IP address in external devices
 - Sometimes after “Forget device” – unconnected device shows “online” status
 - Close All TCP Connection upon reboot

GUI updates

- Quasar Framework Update
- Some Warning text not readable on dark backgrounds
- Hide Footer in Mobile View – When inside a sub-view
- Add Indication if Wall Controller needs updated

Bugfixes

- FW Update Fails sometimes on Wi-Fi
- Long Speaker Names looks Wrong on Mobile
- API: “SYSTEM.STATUS.WIFI” invalid if Wi-Fi disabled

February 27, 2023

Firmware 1.3.3

Features & Improvements:

User improvements

- Input clip LED threshold

Bugfixes

- In stereo zone: change source to off – right channel still playing
- WatchDog crash when standby
- Invert button on dashpanel is not consistent with polarity
- Zone Compressor Indicator not working in mobile
- Firmware update occasionally fails when performed over WiFi
- Protocol parser does not handle carriage return
- Protocol parser error handling updated
- Resolved the issue causing the loss of all settings upon restarting the amplifier

October 25, 2022

Firmware 1.3.0

Features & Improvements:

New features

- *Setup of the wall controller: Settings → External Devices.*
- *Auto discovery when using a Control4 control system.*
- *Output gain/trim -30dB to +15dB.*
- *Zone volume range limitation – minimum and maximum setting.*
- *Zone volume control “log” scale – larger dB steps at low settings compared to high settings for smoother volume*

- control.*
- WebGUI password protection added.*
- Output clip limiter fast setting.*
- Polarity/invert switch added to each output.*

Value and GUI changes

- EQ ON/OFF switch available in mobile view and not only in desktop view.*
- Input Gain/Trim changed from +/-10dB to +/-15dB.*
- Input clip detection changed to -0.5dBFS.*
- VU meters now have scales, peak hold and peak hold value.*
- Mono/Stereo buttons changed and moved next to the VU meters.*
- Other minor GUI changes and bug fixes.*

Bugfixes

- DSP updated while amplifier in standby.*
- Speaker Preset Customization.*
- Speaker Preset cannot use non-ASCII characters.*

March 14, 2022

Firmware 1.2.0

Features & Improvements:

New features

- Speaker presets can now be generated, imported and exported. During export it is possible to choose exactly which parameters (equalizer, crossover, delay etc.) should be*

included in the preset, and which should remain protected. The speaker preset function is located under the output settings menu.

- An internal speaker library for storing speaker presets locally within the amplifier has been added. The speaker library is located under the general settings menu.*
- All speaker related settings (equalizer, driver alignment, crossover etc.) are now contained within the new speaker preset function, located under the output settings menu.*
- Several enhancements to EQ settings have been made, as outlined here (secton 1-5):*
 - 1. Butterworth 36dB/octave and 18dB/octave high pass and lowpass filters are added to the crossover section for increased flexibility and compatibility with existing speaker presets.*
 - 2. Low shelf 6dB/octave and High shelf 6dB/ octave filter types are added to the EQ and speaker EQ sections for increased flexibility and compatibility with existing speaker presets.*
 - 3. Low shelf 12dB/octave and High shelf 12dB/ octave filter types are added to the EQ and speaker EQ sections for increased flexibility and compatibility with existing speaker presets.*
 - 4. Low pass 6dB/octave and High pass 6dB/octave filter types are added to the EQ and speaker EQ sections for increased flexibility and compatibility with existing speaker presets.*
 - 5. All Pass (1st order) filter type are added to the EQ and speaker EQ sections to complement the All Pass (2nd order) filter for increased flexibility with speaker and room tuning.*
- The output limiter section has been improved with RMS limiters to complement the peak limiters. (Note: RMS limiters are most typically used to protect the connected loudspeakers from thermal overload).*
- RMS limiter now adjustable in 70V and 100V mode.*
- A switch is added to the speaker EQ settings to show the*

- combined speaker EQ and crossover response.
- Each output now supports loading an FIR filter up to 512 taps (48kHz) to be included in the speaker presets.
 - The output limiter section has been improved with Clip limiter disable. This is normally only used when designing subwoofer presets where the load is well known, and the designer adjusts the system to avoid overload.
 - In addition to the Web socket API – Raw TCP sockets API is now added for systems supporting this protocol.
 - WIFI client mode supported.
 - Maximum Q of parametric, Notch, Lowpass and high pass filters changed from 10 to 30.
 - Driver alignment enable switch default changed from enabled to disabled.
 - Zone Compressor parameter hold time is added.
 - Output limiter name changed from “Limiter” to “Peak limiter” (function is unchanged).
 - (peak) Limiter maximum attack time changed from 50ms to 100ms.
 - (peak) Limiter maximum release time changed from 1000ms to 2000ms.
 - (peak) Limiter knee parameter is added.
 - Equalizer name changed from “Equalizer” to “EQ”.

Other

- Minor GUI changes and bug fixes.