

4G Low-Profile Dome Antenna

SKU: 314406 & 314407

FEATURES

- Ultra-thin
- White radome
- RoHS Compliant
- N-female connector
- Plenum Rated pig-tail cable
- High efficiency and compact design
- Covers cellular bands and WiFi from 608 through 2700 MHz

Kit Includes



Hardware



314407 Low-Profile
Dome Antenna



314406 Reflector



Specifications

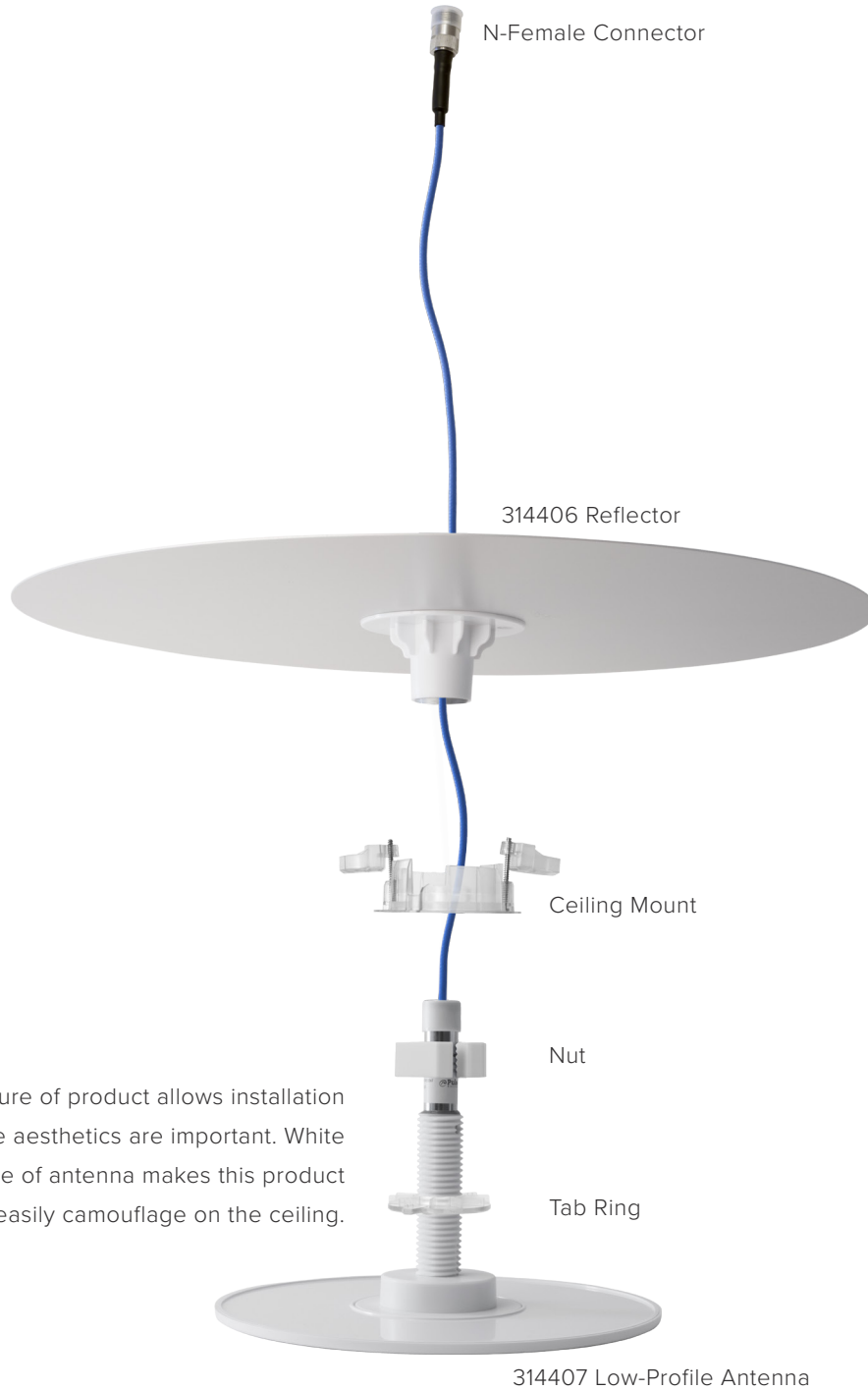
ANTENNA ELECTRICAL SPEC. WITH REFLECTOR

Frequency Band (MHz)	608-960 / 1695-2200 / 2300-2700
Nominal Impedance	50
VSWR (698-960 MHz)	2:1
VSWR (1695-2200 MHz)	2:1
Average Peak Gain (608-960 MHz)	7 dBi
Average Peak Gain (1695-2200 MHz)	7 dBi
Average Peak Gain (2300-2700 MHz)	5 dBi
Efficiency (608-960 MHz)	70%
Efficiency (1695-2200 MHz)	65%
Efficiency (2300-2700 MHz)	60%
Horizontal Plane (th=45deg)	Omni
HPBW Vertical Plane (608-960 MHz)	90° Typ
HPBW Vertical Plane (1695-2200 MHz)	25° Typ
HPBW Vertical Plane (2300-2700 MHz)	25° Typ
Maximum Power Input	40 W
Cable Type	Diameter 0.16 in. Low Loss, Plenum Rated
Cable Length	10 in. / 254mm
Connector Type	N-Female

ANTENNA ELECTRICAL SPEC. WITHOUT REFLECTOR

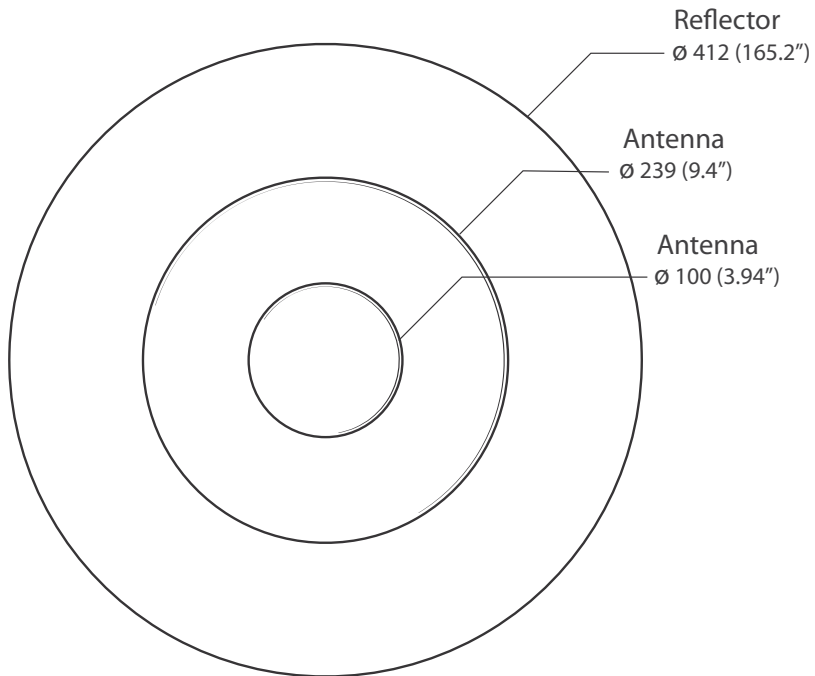
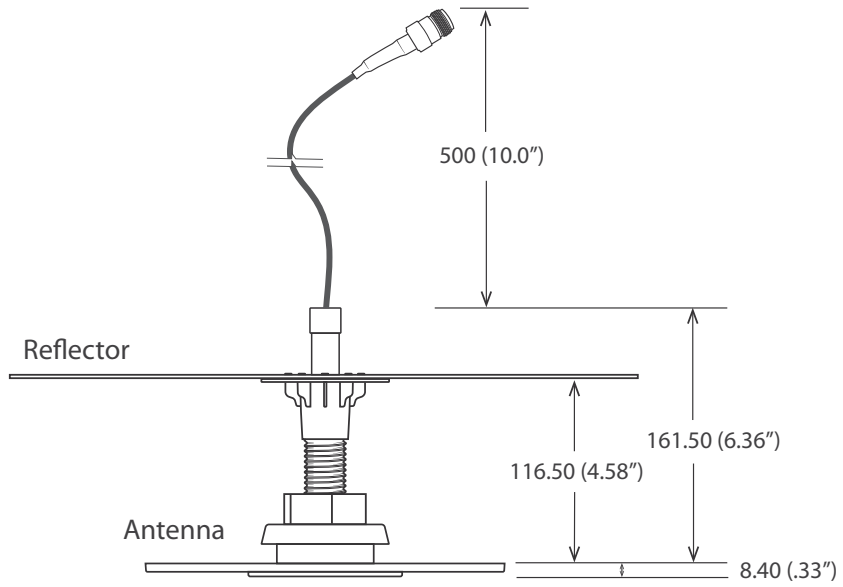
Frequency Band (MHz)	608-960 / 1695-2200 / 2300-2700
Nominal Impedance	50
VSWR (698-960 MHz)	2:1
VSWR (1695-2200 MHz)	2:1
Average Peak Gain (608-960 MHz)	4 dBi
Average Peak Gain (1695-2200 MHz)	6 dBi
Average Peak Gain (2300-2700 MHz)	6 dBi
Efficiency (608-960 MHz)	70%
Efficiency (1695-2200 MHz)	65%
Efficiency (2300-2700 MHz)	60%
Horizontal Plane (th=45deg)	Omni
HPBW Vertical Plane (608-960 MHz)	100° Typ
HPBW Vertical Plane (1695-2200 MHz)	130° Typ
HPBW Vertical Plane (2300-2700 MHz)	130° Typ
Maximum Power Input	40 W
Cable Type	Diameter 0.16 in. Low Loss, Plenum Rated
Cable Length	10 in. / 254mm
Connector Type	N-Female

Diagram



Ultra-thin structure of product allows installation in places where aesthetics are important. White structure of antenna makes this product easily camouflage on the ceiling.

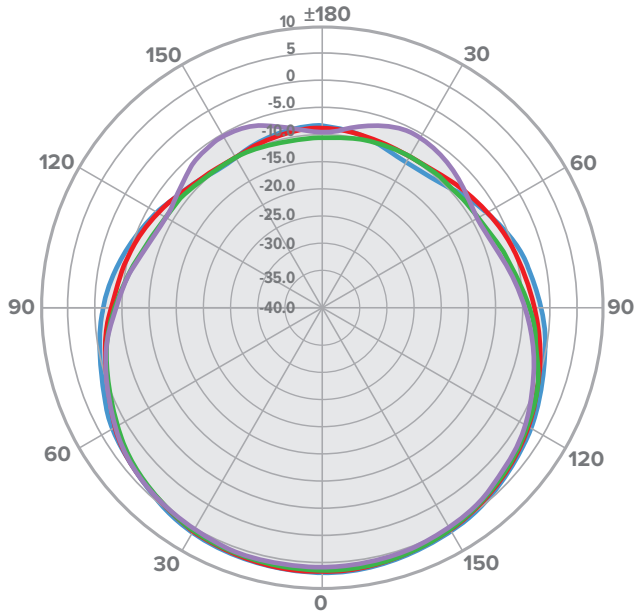
Mechanical Drawing



Radiation Patterns, with Reflector 608-906 MHz

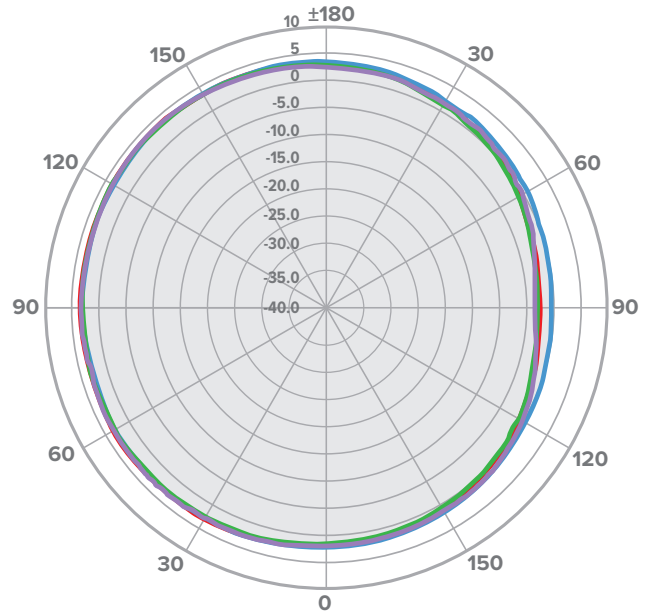
■ 620 MHz ■ 720 MHz ■ 820 MHz ■ 920 MHz

Low Band Elevation Plane



theta, deg - floor at theta=0deg

Low Band Conical Azimuth Plane

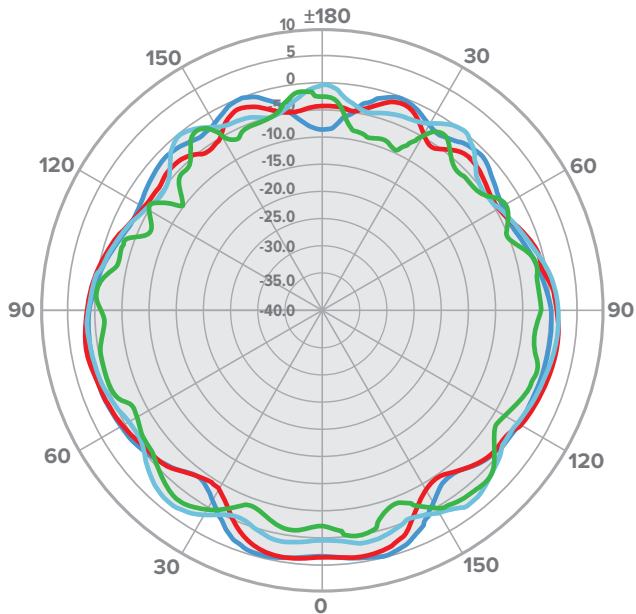


45 deg elevation - phi angle, deg

Radiation Patterns, with Reflector 1695-2200 MHz

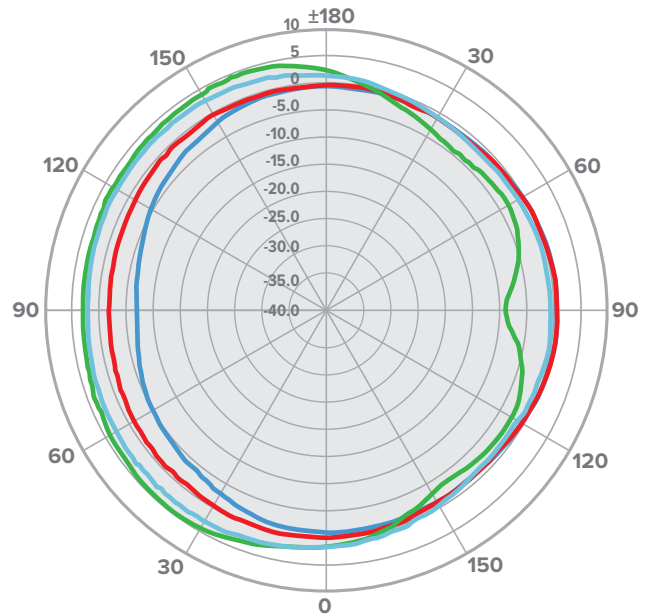
■ 1730 MHz ■ 1890 MHz ■ 2130 MHz ■ 2200 MHz

Mid Band Elevation Plane



theta, deg - floor at theta=0deg

Mid Band Conical Azimuth Plane

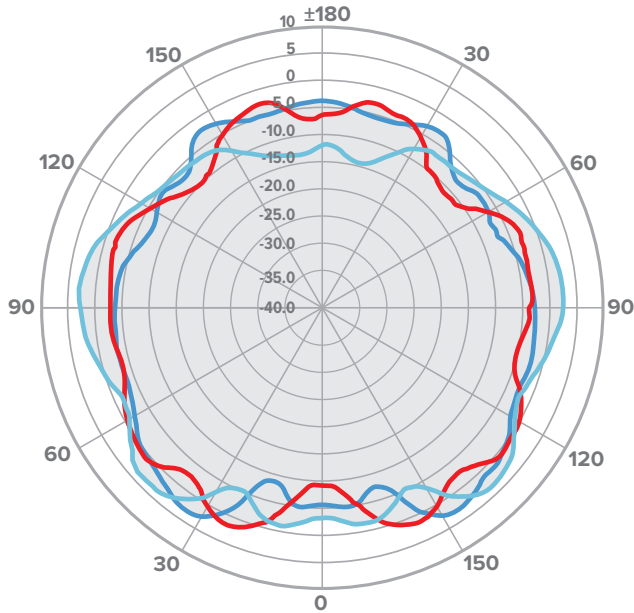


45 deg elevation - phi angle, deg

Radiation Patterns, with Reflector 2300-2700 MHz

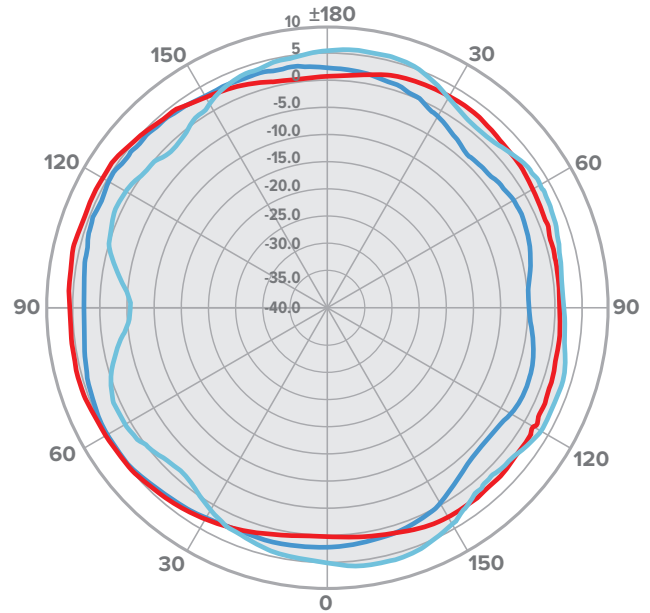
■ 2300 MHz ■ 2500 MHz ■ 2700 MHz

High Band Elevation Plane



theta, deg - floor at theta=0deg

High Band Conical Azimuth Plane

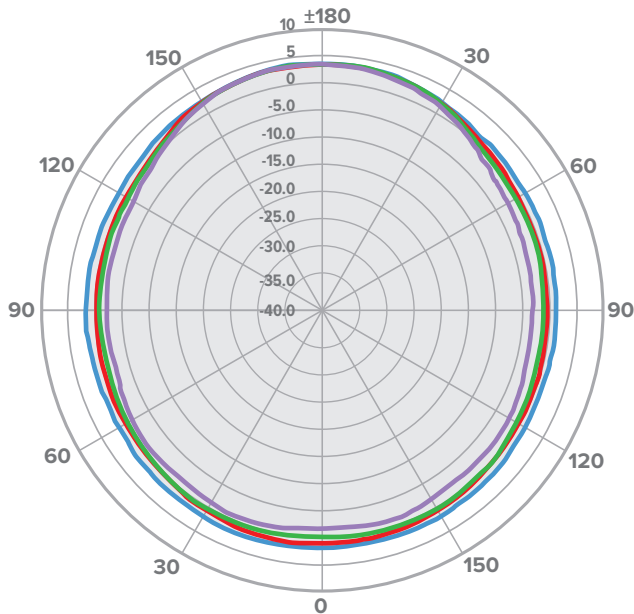


45 deg elevation - phi angle, deg

Radiation Patterns, without Reflector 608-960 MHz

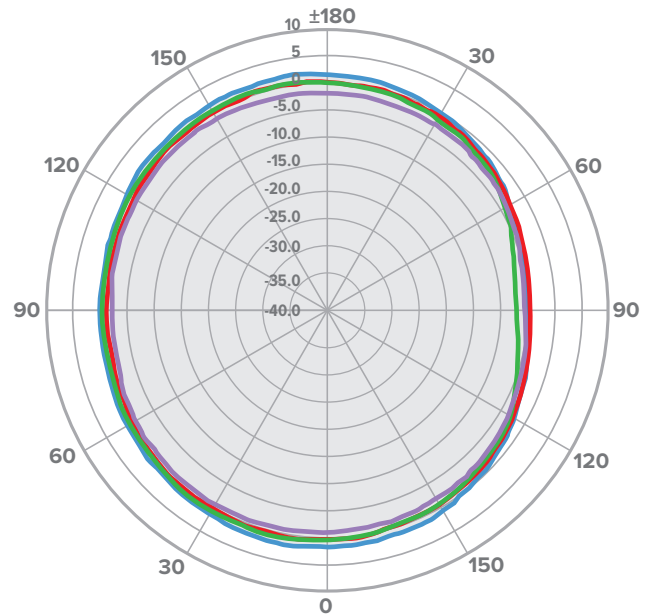
■ 620 MHz ■ 720 MHz ■ 820 MHz ■ 920 MHz

Low Band Elevation Plane



theta, deg - floor at theta=0deg

Low Band Conical Azimuth Plane

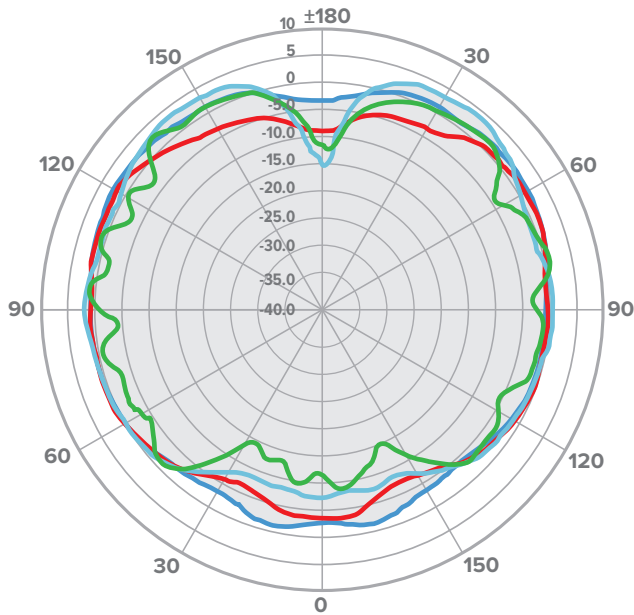


45 deg elevation - phi angle, deg

Radiation Patterns, without Reflector 1695-2200 MHz

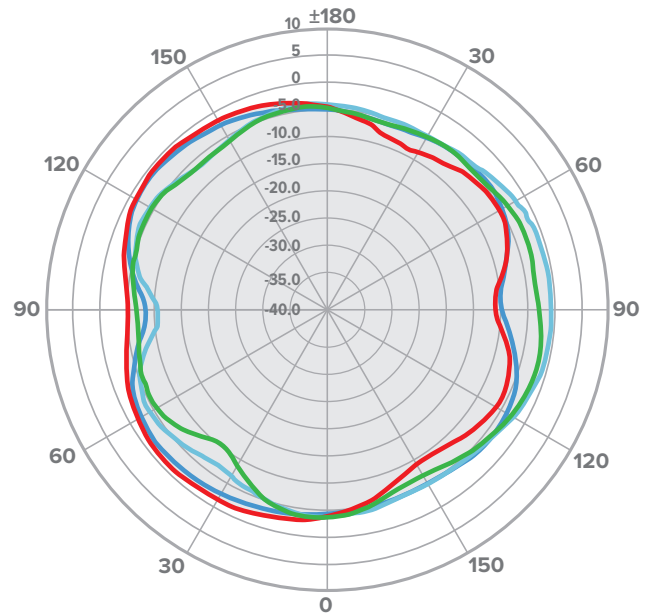
■ 1730 MHz ■ 1890 MHz ■ 2130 MHz ■ 2200 MHz

Mid Band Elevation Plane



theta, deg - floor at theta=0deg

Mid Band Conical Azimuth Plane

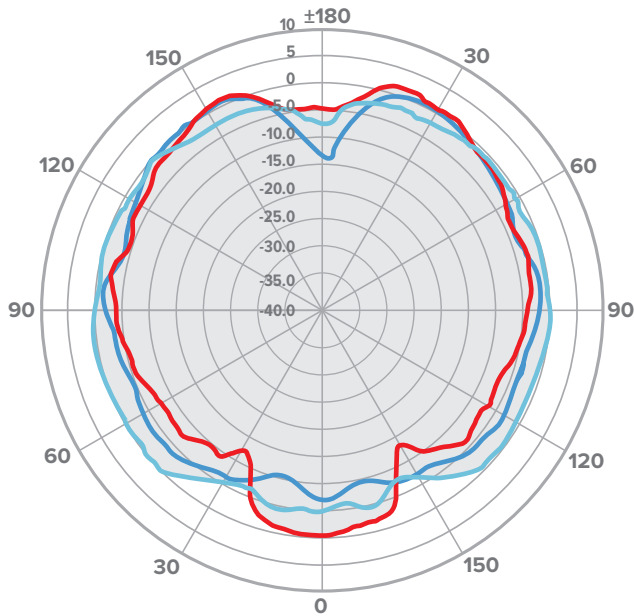


45 deg elevation - phi angle, deg

Radiation Patterns, without Reflector 2300-2700 MHz

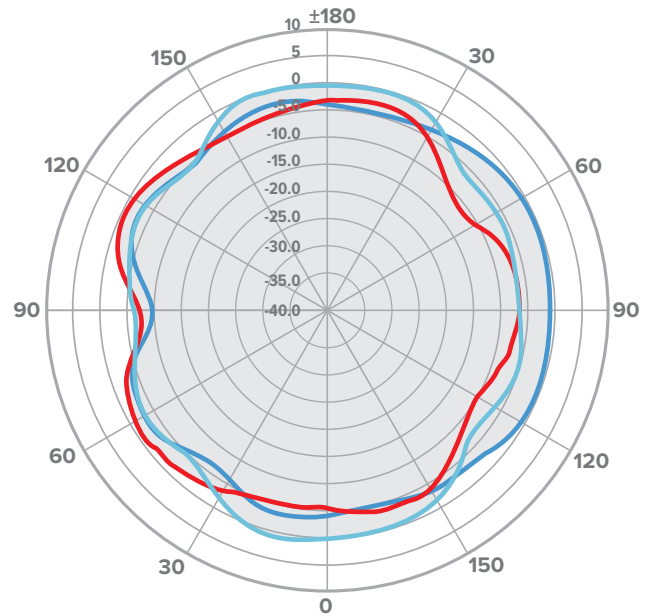
■ 2300 MHz ■ 2500 MHz ■ 2700 MHz

High Band Elevation Plane



theta, deg - floor at theta=0deg

High Band Conical Azimuth Plane



45 deg elevation - phi angle, deg

Support



2 Year Warranty

Email: support@wilsonelectronics.com

Website: <http://support.weboost.com>

Phone: +1 866 294 1660

Monday to Saturday