

Features

- High-quality solid-brass construction for durability and reliability
- A selection of products within this collection is in stock and ready to ship. Please visit kallista.com/resources/#ReadyToShip for the complete list of Ready-to-Ship products and finishes
- 1/2" NPT connection
- Spout reach is 8-1/16" (205 mm)
- Complete your wall-mount bath faucet with coordinating wall-mount bath faucet handles



Recommended Products/Accessories

- P50045-00 Large Rectangular Bathtub
- P24415-CR Pressure balance trim, cross handle
- P34410-00 Towel Ring
- P24843-00 Wand Dual-Function Handshower with Hose

Codes/Standards










- ASME A112.18.1/CSA B125.1
- NOM Standards
- NOM 012-CONAGUA

KALLISTA® Five-Year Limited Warranty

See website for detailed warranty information.

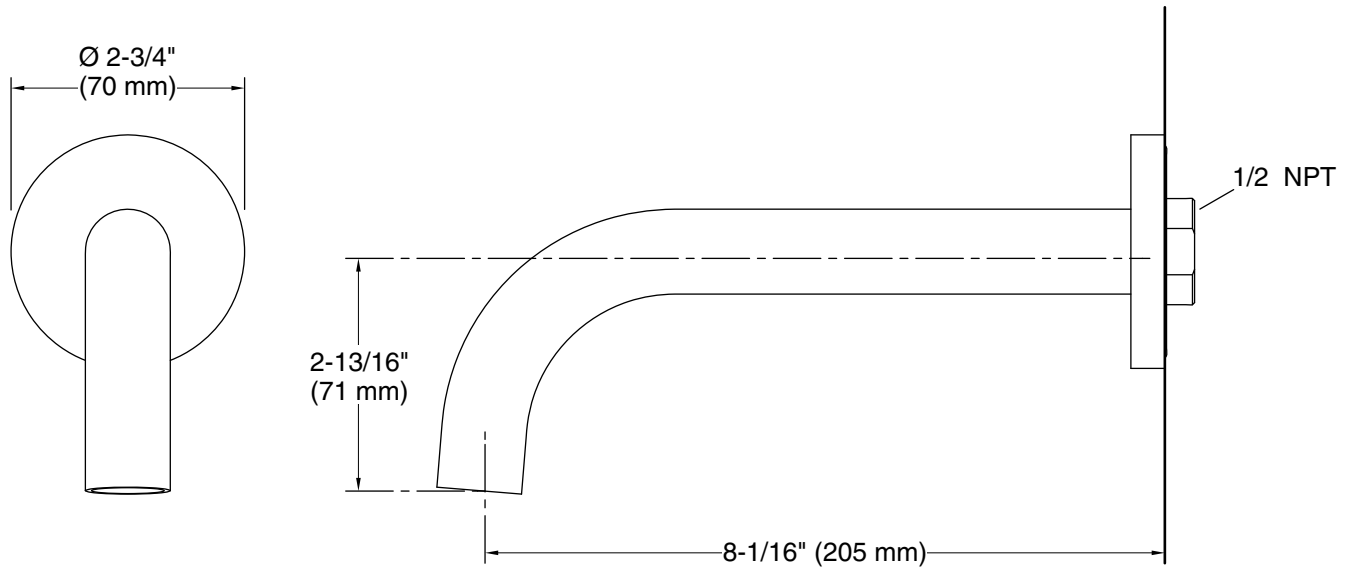
Available Colors/Finishes

Color tiles intended for reference only.

Color	Code	Description
	CP	Polished Chrome
	BL	Matte Black
	ULB	Unlacquered Brass
	BAF	Brushed French Gold
	BGP	Brushed Graphite
	BN	Brushed Nickel
	PGP	Polished Graphite
	SN	Polished Nickel
	2MB	Brushed Moderne Brass

KALLISTA.

One™ by KALLISTA
Wall-mount bath spout
P21834-00



Technical Information

All product dimensions are nominal.

Spout:

Spout reach: $8\text{-}1/16\text{'}$ (205 mm)