



**Optima® Sensor Faucet**

**EAF-100-PLG-CP-1.0GPM-AER-IQ-FCT**

**Product description**

Plug Adapter Power Supply, Mixer Not Included, Polished Chrome Finish, 1.0 gpm, Aerated Spray, Infrared Sensor, Optima® Hardwired-Powered Deck-Mounted Mid Body Faucet.

**Compliances & Certifications**



(ADA Compliant, ASME A112.18.1 Compliant, CEC Compliant, EPD, HPD, IAPMO, Proposition 65, TAS, UPC Low Lead Certified, WELL Building Standard)

**Code 3335124**






**Finish**

 Polished Chrome (CP)

**Connectivity**

 Bluetooth Adapter

**Downloads**

-  [EAF 100\\_150 Installation Instructions.pdf](#)
-  [EAF 100\\_150 \(SP\) Installation Instructions.pdf](#)
-  [Optima Plus EAF 100 Repair and Maintenance Guide.pdf](#)
-  [Faucet Spray Heads Maintenance Guide.pdf](#)
-  [Faucet and Soap Dispenser Brochure.pdf](#)
-  [Faucets Brochure \(Spanish\).pdf](#)
-  [Additional Downloads](#)

**Videos**

 Sloan Connect App®

---

## Details

- Flow Rate: 1.0 gpm (3.8 Lpm) (1.0GPM)
- Spray Type: Aerated (AER)
- Sensor Type: Infrared
- Mounting Type: Single Hole
- Power Supply: Plug Adapter (PLG)
- Temperature Mixer: Mixer Not Included
- Finish: Polished Chrome (CP)
- Factory Default Timeout: 30s
- Factory Default GPC: 0.5 gpc

---

## Features

Commercial Grade, ADA Compliant, Electronic, Sensor-Activated, Die-Cast Metal Hand Washing Faucet with the following features:

- Double Infrared Sensors with Automatic Setup and Indicator Light
- Automatic Self-adapting Sensor Technology
- Magnetic Solenoid Valve
- Water Supply Connection with Flexible High-pressure Hose and Strainer
- 6 Volt DC Plug-in Adapter (must be ordered separately for Less transformer (-LT) faucets)
- Daisy Chain Electrical Splitter Cable not included with Less transformer (-LT) faucets
- Appropriate Mounting Hardware included
- Optional 24 Hour Sentinel Activation
- 3 year limited warranty
- Includes EAF44 Power Splitter
- Chrome plated finish
- 1.0GPM sprayhead with laminar flow pattern
- Includes 120V plug-in transformer

---

## Electrical specifications

- Sensor Range: 4" -5" (102-127 mm)
- Timeout Adjustment Setting: 30 Seconds

---

## Warranty

[View Warranty Information](#)

---

## Notes

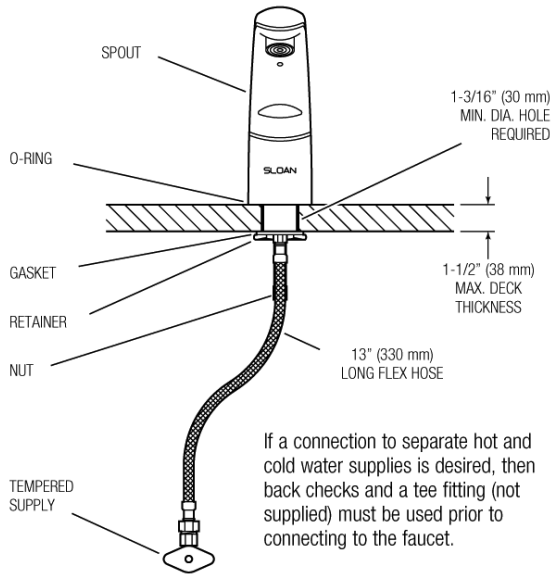
All information contained within this document subject to change without notice.

Looking for other variations of the EAF-100 product? [View the general spec sheet with all options.](#)

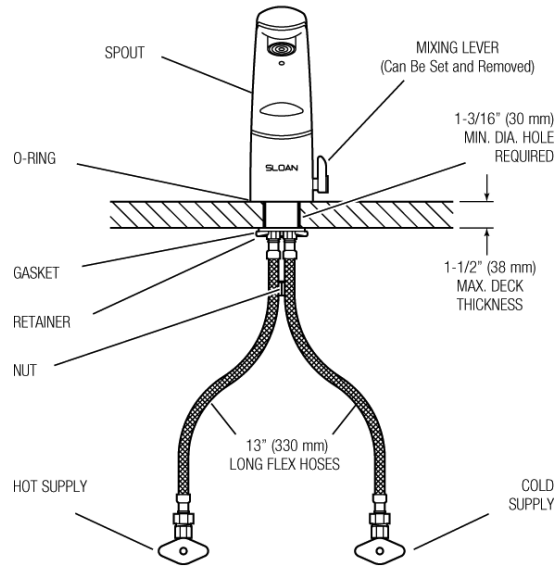
[Find a matching soap dispenser](#) for this faucet.

[Find a compatible sink](#) for this faucet

EAF-100, EAF-100-LT, EAF-100-P, EAF-100-P-IC, AND EAF-100-LT-IC  
Faucets with Single Line Water Supply



EAF-100-ISM, EAF-100-ISM-IC AND EAF-100-ISM-DPU-IC  
Faucets with Hot and Cold Water Supply



When the EAF faucet is installed on a sink that has three (3) hole punchings, a Trim Plate should be used. Trim Plates must be specified and ordered separately:

SFP-11  
Trim Plate for 4" (102 mm) Centerset Sink

SFP-22  
Trim Plate for 8" (204 mm) Centerset Sink

