



bestchoiceproducts



# INSTRUCTION MANUAL

---

Reclining Massage/Tattoo Chair



**bestchoiceproducts**

---

Thank you for choosing us! Since 2002, Best Choice Products has been bringing customers high-quality products at the absolute lowest price. With everything ranging from instruments and toys to furniture and outdoor, we've got your everyday living essentials covered. We're centered around a customer-first philosophy – with free shipping, exceptional customer service, and a catalog sourced with you in mind.

---

## NOTICE

Please retain these instructions for future reference.

- Do not load more than 500 pounds on this product.
- Firmly secure all bolts, screws and knobs before use.
- Reconfirm that all bolts, screws, and knobs are secure every 90 days.
- Be aware that some parts are heavy and have sharp edges.
- If any parts are missing, broken, damaged, or worn, stop using this product until repairs are made and/or factory replacement parts are installed.
- Do not use this item in a way inconsistent with the manufacturer's instructions as this could void the product warranty.

## TOOLS REQUIRED



ALLEN WRENCH  
(PROVIDED)



SOCKET  
WRENCH



14MM  
SOCKET



PHILLIPS  
SCREWDRIVER



500 LBS  
CAPACITY



1 PERSON  
ASSEMBLY



APPROXIMATELY  
30 MIN.  
ASSEMBLY

## HARDWARE

*NOTE:* All required hardware comes attached to the parts. During assembly, you will be instructed to remove and replace hardware in order to secure parts.

### 1 NUT CAP AND WASHER SET



4 PCS

### 2 16MM HEX SCREW



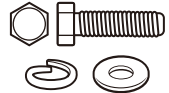
4 PCS

### 3 NUT AND BOLT SET



2 PCS

### 4 25MM BOLT, WASHER SETS



6 PCS

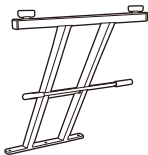
### 5 SMALL SCREW



1 PC

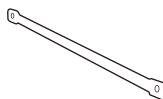
## PARTS

### A LEG



2 PCS

### B CROSSBAR



2 PCS

### C SMALL LEG



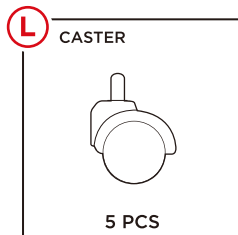
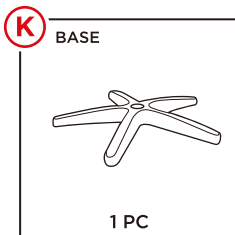
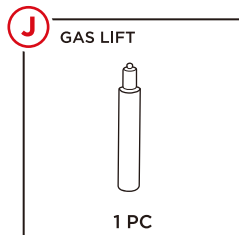
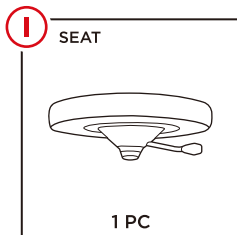
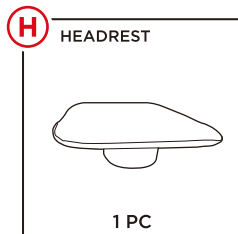
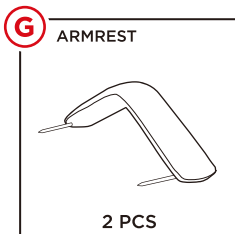
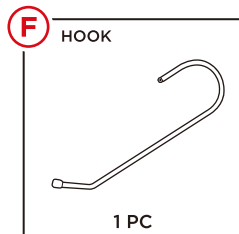
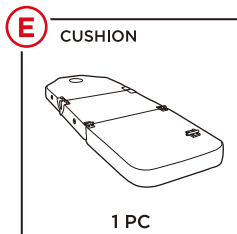
1 PC

### D LONG LEG



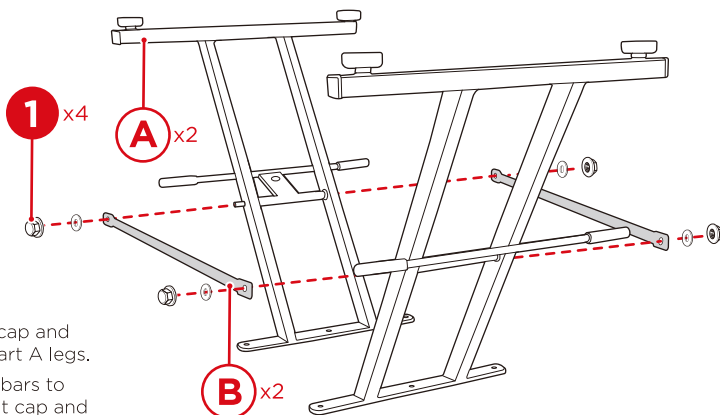
1 PC

## PARTS



## PRODUCT ASSEMBLY

1



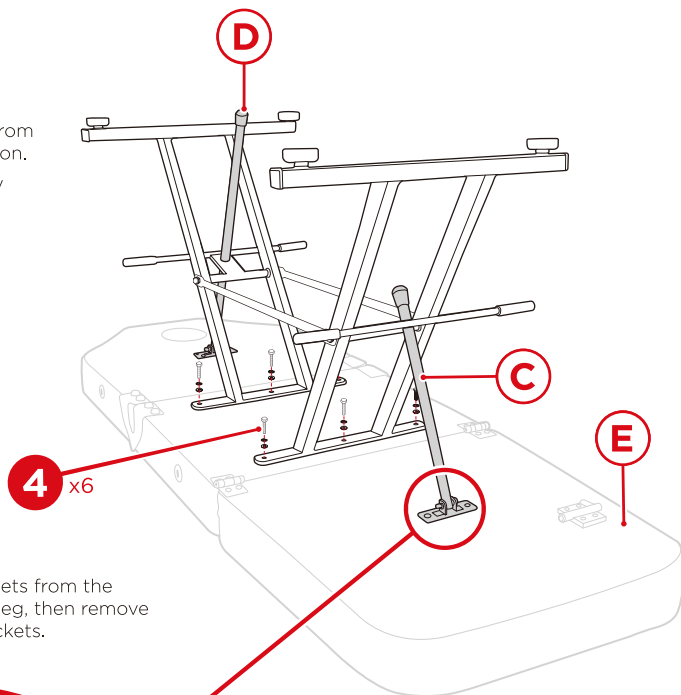
Remove the four part 1 nut cap and washer sets from the two part A legs.  
Attach the two part B crossbars to the legs by replacing the nut cap and washer sets.

## PRODUCT ASSEMBLY

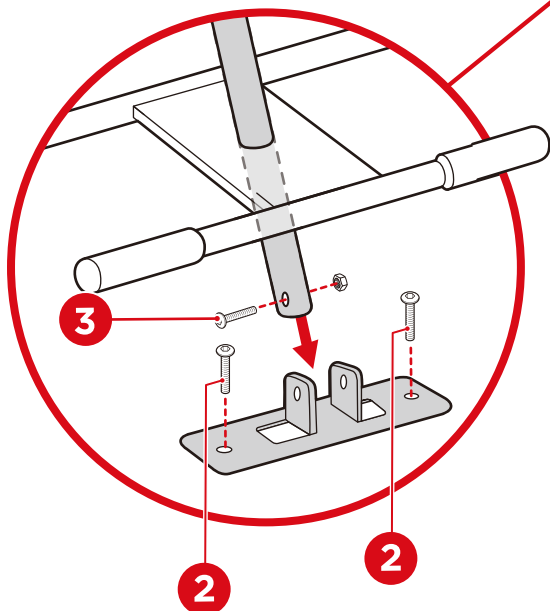
# 2

Remove the six part 4 bolt sets from the underside of the part E cushion.

Attach the legs to the cushion by replacing the bolt sets.



Remove the part 3 nut and bolt sets from the part C small leg and part D long leg, then remove the short/long legs from the brackets.

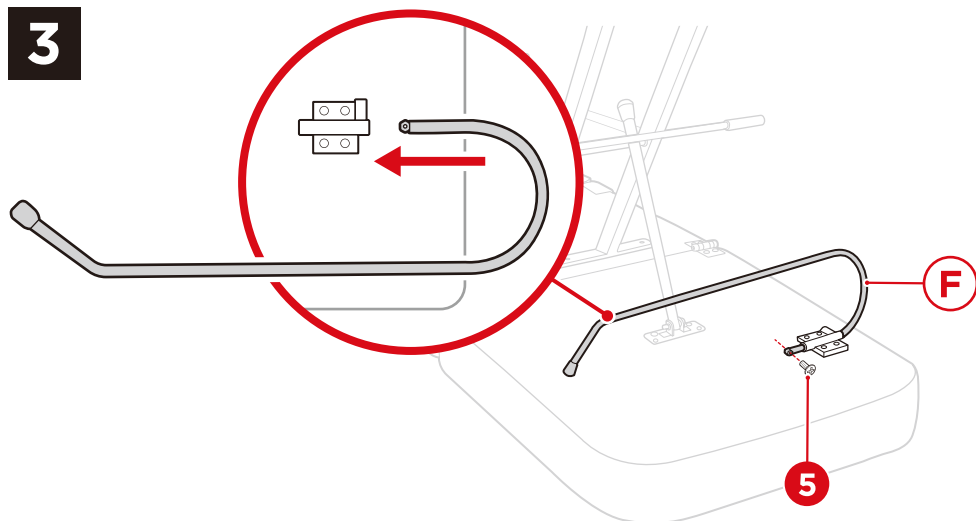


Remove the four part 2 hex screws from the cushion, then attach the brackets to the cushion by replacing the hex screws.

Slide the short/long legs through the legs and reattach them to the brackets by replacing the nut and bolt sets.

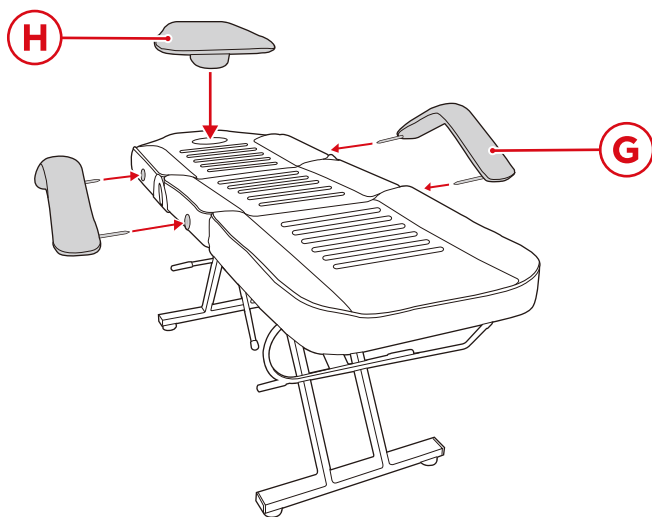
## PRODUCT ASSEMBLY

3



Remove the part 6 small screw from the part F hook.  
Slide the hook into bracket on the bottom of the cushion, and replace the small screw.

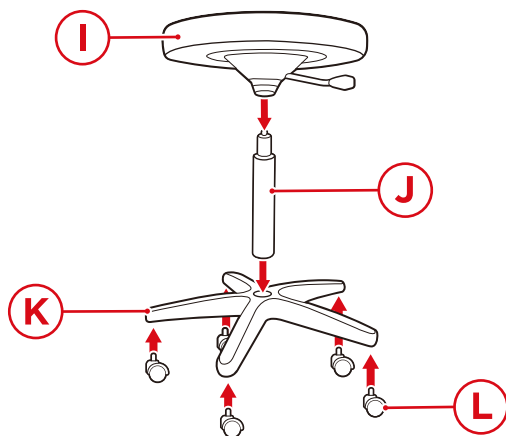
4



Flip the chair onto its legs.  
Insert the part H headrest and two part G armrests.

## PRODUCT ASSEMBLY

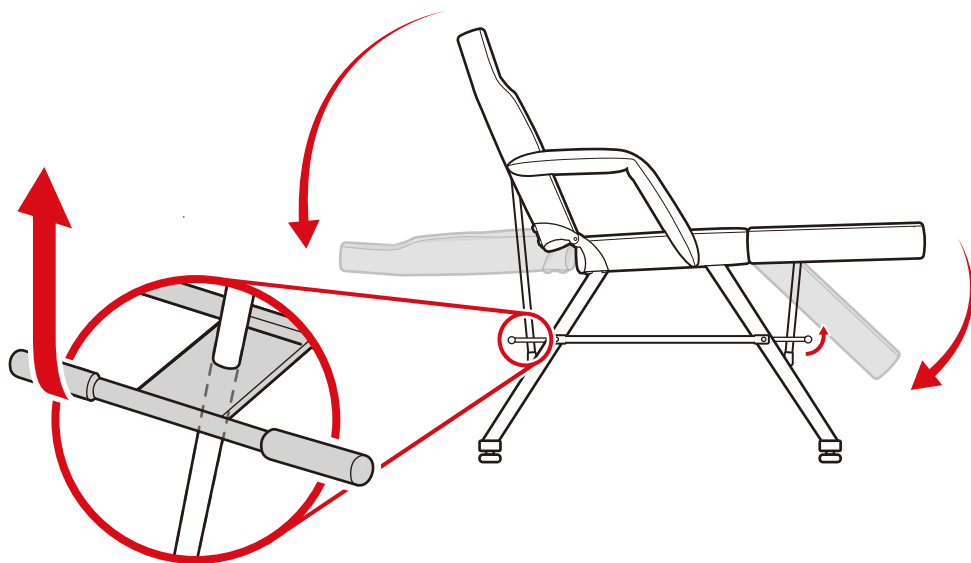
5



Assemble the stool.

*NOTE:* Make sure to apply even pressure when combining the seat and base.

## ADJUSTING THE BED



Lift up on the levers attached to the part A legs to lay the backrest/footrest down. Release the levers to lock the backrest/footrest in place.

Carefully lift the backrest/footrest to raise it to your desired position.

**ENJOY YOUR PRODUCT!**

bcp



## **PRODUCT WARRANTY INFORMATION**

All items can be returned for any reason within 60 days of the receipt and will receive a full refund as long as the item is returned in its original product packaging and all accessories from its original shipment are included. All returned items will receive a full refund back to the original payment method. All returned items will not be charged a re-stocking fee.

All returned items require an RA (Return Authorization) number, which can only be provided by a Best Choice Products Customer Service Representative when the return request is submitted. Items received without an RA may not be accepted or may increase your return processing time. Once an item has been received by Best Choice Products, refunds or replacements will be processed within 5 business days.

All returns must be shipped back to the Best Choice Products Return Center at the customer's expense. If the reason for return is a result of an error by Best Choice Products then Best Choice Products will provide a pre-paid shipping label via email. Boxes for return shipping will not be provided by Best Choice Products, and is the customer's responsibility to either use the original shipping boxes or purchase new boxes.

Pictures may be required for some returns to ensure an item is not damaged prior to its return. Items returned are not considered undamaged until they are received by Best Choice Products and verified as such. All damages to items are the customer's responsibility until the item has been received by and acknowledge by Best Choice Products as undamaged.

## **CONTACT US; WE'RE HERE 7 DAYS A WEEK TO HELP YOU!**



[bestchoiceproducts.com](http://bestchoiceproducts.com)



[customerservice@bestchoiceproducts.com](mailto:customerservice@bestchoiceproducts.com)



844.948.8400



[LEARN MORE!](#)

## **⚠️ WARNING**

Manufacturer and seller expressly disclaim any and all liability for personal injury, property damage or loss, whether direct, indirect, or incidental, resulting from the incorrect attachment, improper use, inadequate maintenance, or neglect of this product.