



BEST CHOICE  
PRODUCTS



# INSTRUCTION MANUAL

---

Ceramic Christmas Tree

## ! NOTICE

Please retain these instructions for future reference.



1 PERSON  
ASSEMBLY



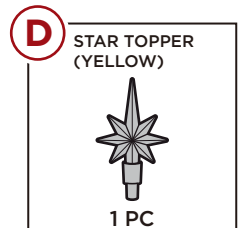

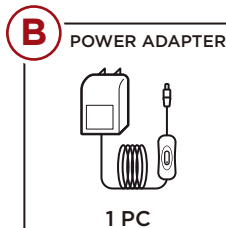
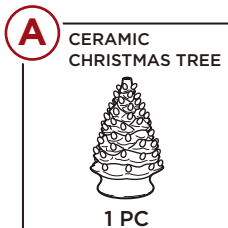
UP TO 5 MIN.  
ASSEMBLY

- This product is not intended for outdoor use.
- This product is seasonal and not intended for permanent installation or use.
- Unplug the product when not in use or when unattended.
- Do not leave children unattended with this tree. This product is NOT a toy.
- If any parts are missing, broken, damaged, or worn, stop using this item until repairs are made and/or factory replacement parts are installed.
- Do not use this item in a way inconsistent with the manufacturer's instructions as this could void the product warranty.
- This product is intended for residential use only.

## ! WARNING


- Do not mount or place near sources of heat such as fireplaces, candles, or heaters.
- Do not cover this product with cloth, paper or other materials when in use.
- Do not secure wiring where it can be damaged, such as with staples/nails or on sharp hooks.
- Do not let anything rest on supply cord or any wire. Do not close doors or windows on the cord.
- Do not use product if cord or wire insulation is frayed, cut, or otherwise damaged.
- Do not use products if there are cracks in lights or enclosures, loose connections, or visible/exposed copper wire.
- This product may contain glitter, assemble only on a protected or disposable surface to prevent unintended property damage and cleanup.
- Do not allow glitter to contact your eyes or face as this may result in skin irritation or injury.
- To reduce the risk of electric shock, this product uses a polarized plug (one prong wider than the other) and will only fit into a polarized outlet. If plug does not fit in polarized outlet, flip plug and try again. If it still does not fit, contact an electrician. Do not attempt to use this product if the plug does not fit. Do not alter or replace plug.

## PARTS



## PRODUCT ASSEMBLY

1. Plug the **part B power adapter** into the bottom of the **part A ceramic Christmas tree**.
2. Insert your preferred star topper, **part C or part D**, on top of the **part A ceramic Christmas tree**.
3. Plug the **part B power adapter** into a power source.
4. Locate the ON/OFF switch on the **part B power adapter** then flip it to the "ON" position to activate the light.





# HELP CENTER



Question about your product? We're here to help. Visit us at:

[help.bestchoiceproducts.com](http://help.bestchoiceproducts.com)



Chat Support



Product Inquiry



Orders FAQ



Product Assembly



Returns & Refunds

## PRODUCT WARRANTY INFORMATION

All items can be returned for any reason within 60 days of the receipt and will receive a full refund as long as the item is returned in its original product packaging and all accessories from its original shipment are included. All returned items will receive a full refund back to the original payment method. All returned items will not be charged a re-stocking fee.

All returned items require an RA (Return Authorization) number, which can only be provided by a Best Choice Products Customer Service Representative when the return request is submitted. Items received without an RA may not be accepted or may increase your return processing time. Once an item has been received by Best Choice Products, refunds or replacements will be processed within 5 business days.

All returns must be shipped back to the Best Choice Products Return Center at the customer's expense. If the reason for return is a result of an error by Best Choice Products then Best Choice Products will provide a pre-paid shipping label via email. Boxes for return shipping will not be provided by Best Choice Products, and is the customer's responsibility to either use the original shipping boxes or purchase new boxes.

Pictures may be required for some returns to ensure an item is not damaged prior to its return. Items returned are not considered undamaged until they are received by Best Choice Products and verified as such. All damages to items are the customer's responsibility until the item has been received by and acknowledge by Best Choice Products as undamaged.

## WARNING

Manufacturer and seller expressly disclaim any and all liability for personal injury, property damage or loss, whether direct, indirect, or incidental, resulting from the incorrect attachment, improper use, inadequate maintenance, unapproved modification, or neglect of this product.