

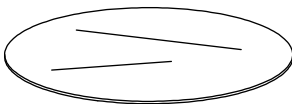
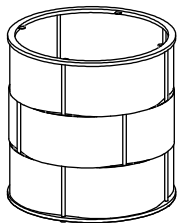
ASSEMBLY INSTRUCTION

E360L232W(3A) SANDY NICKEL BARREL SIDE TABLE W/ MIRROR TOP

- 1

Metal Base
- 2

Mirror Top



1pc

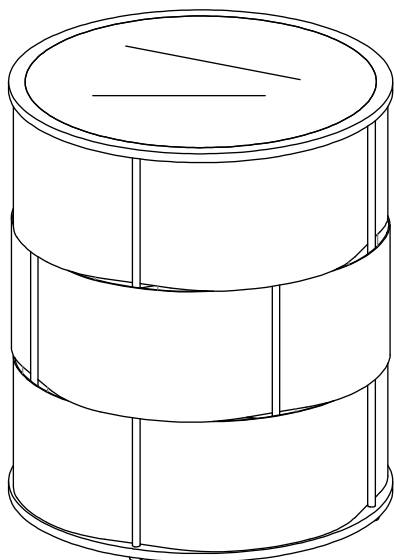
1pc

- A

Mirror Pad

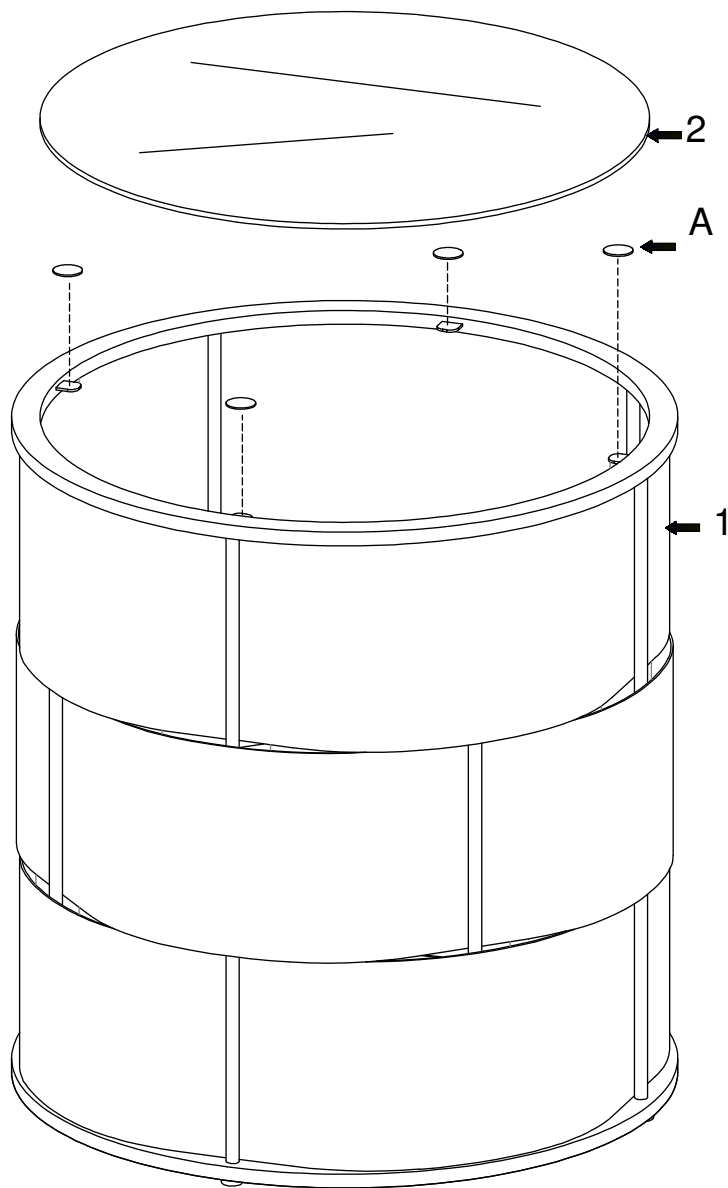


4pcs



This page lists all the contents included in the box. Please take the time to identify the hardware as well as the individual components to this product. As you unpack and prepare for assembly, place the contents on a carpeted or padded area to protect them from damage.

1 Put Mirror Pads (A) onto Metal Base (1) before putting the Mirror Top (2) as shown below.



Cleaning & Care

Treat surface with care. Surface is resistant to scratches but is not scratch resistant. Clean surfaces with a dry or damp soft cloth. Do not use abrasive cleaners. Hardware may loosen over time. Periodically check that all connections are tight.