




bestchoiceproducts



INSTRUCTION MANUAL

3-Piece Wicker Bistro Set
with 2 Rocking Chairs



bestchoiceproducts

As shoppers, we're always trying to find the perfect balance between quality & value. At BCP, we believe we've achieved that. Our diverse catalog of everyday essentials is tailored especially to our customers & guaranteed to hit that sweet spot of high quality & low price.

— Always. —



Fasten screws loosely
during assembly. Do not
firmly tighten screws until
item is fully assembled.

bestchoiceproducts.com

! NOTICE

Please retain these instructions for future reference.

- Do not stand on or use any part of this item as a step ladder.
- Firmly secure all bolts, screws, and knobs before use.
- Reconfirm that all bolts, screws, and knobs are secure every 90 days.
- Be aware that some parts are heavy and have sharp edges.
- If any parts are missing, broken, damaged, or worn, stop using this product until repairs are made and/or factory replacement parts are installed.
- Do not use this item in a way inconsistent with the manufacturer's instructions as this could void the product warranty.

TOOLS REQUIRED



ALLEN WRENCH
(PROVIDED)



330 LBS
CHAIR
CAPACITY



88 LBS
TABLE
CAPACITY



1 PERSON
ASSEMBLY



UP TO 45 MIN.
ASSEMBLY

HARDWARE

1

M6 x 20mm
SCREW



24 PCS

2

M6 x 35mm
SCREW



12 PCS

3

M6 WASHER



36 PCS

4

CAP

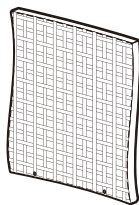


36 PCS

PARTS

A

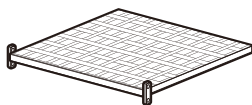
BACKREST



2 PCS

B

SEAT



2 PCS

C


RIGHT ROCKER



2 PCS

D

LEFT ROCKER



2 PCS

E

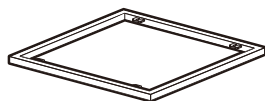
BACK SUPPORT



2 PCS

F


TABLETOP



1 PC

G

TABLE SIDE



2 PCS

H

TABLE SUPPORT



2 PCS

I

GLASS

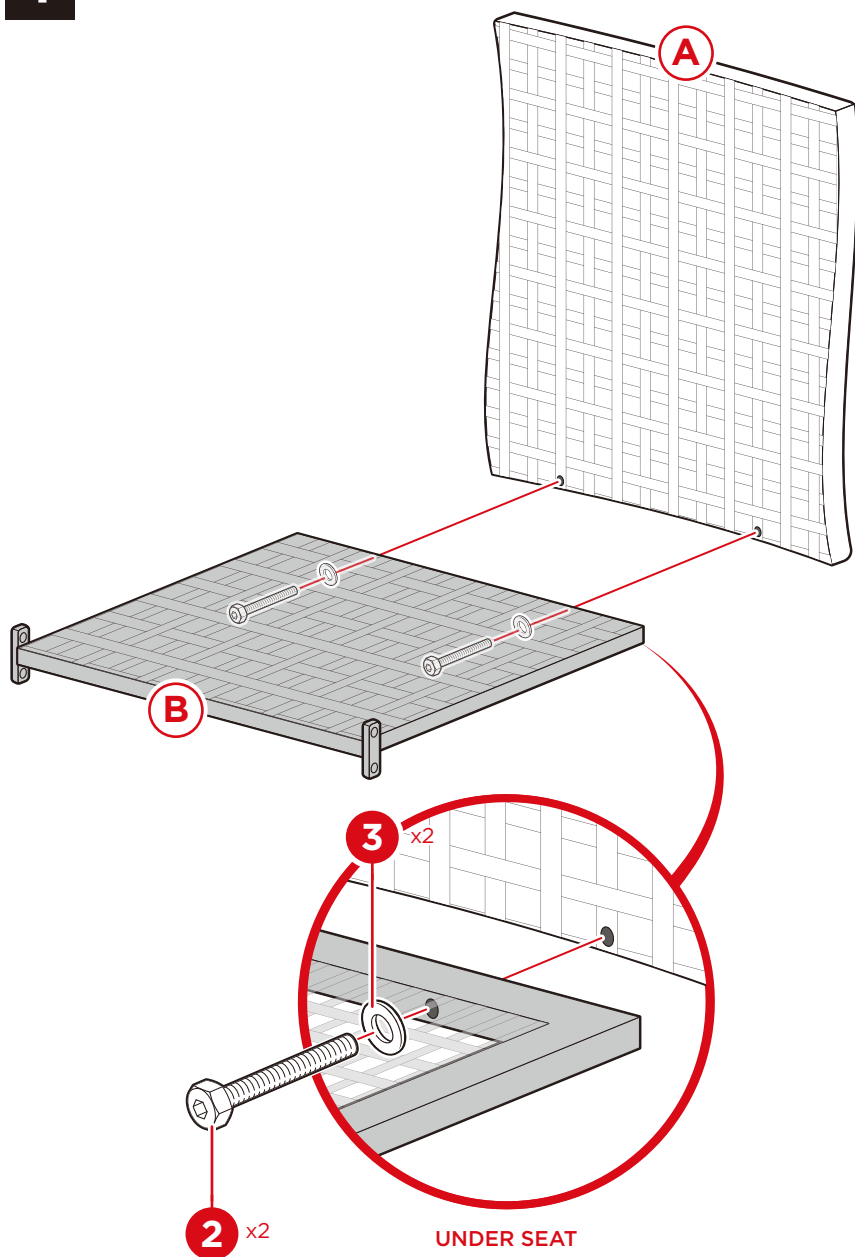


1 PC

PRODUCT ASSEMBLY - CHAIR

1

Attach a part B seat to part A backrest with two part 2 screws and two part 3 washers.

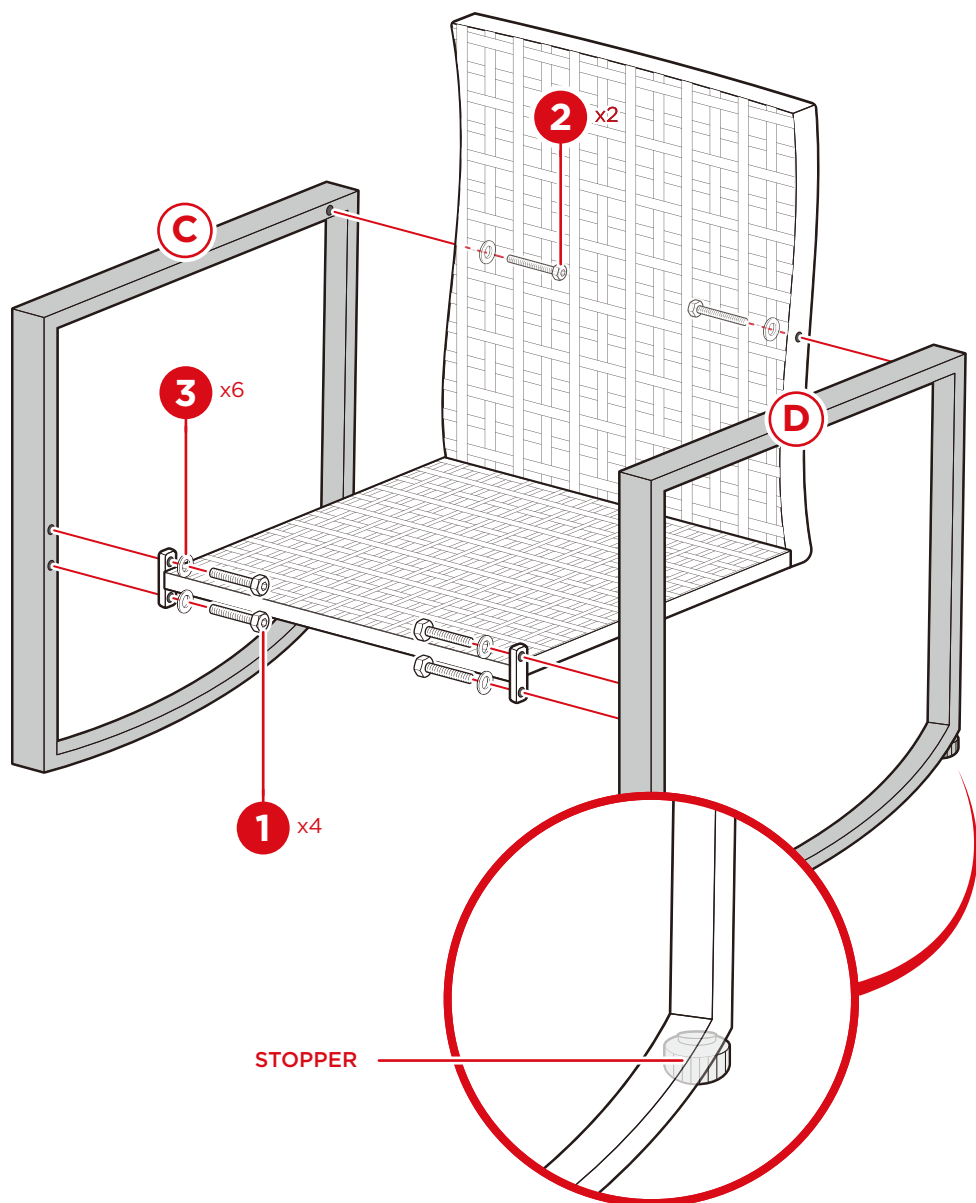


PRODUCT ASSEMBLY - CHAIR

2

Attach a part C right rocker and part D left rocker with four part 1 screws, two part 2 screws, and six part 3 washers.

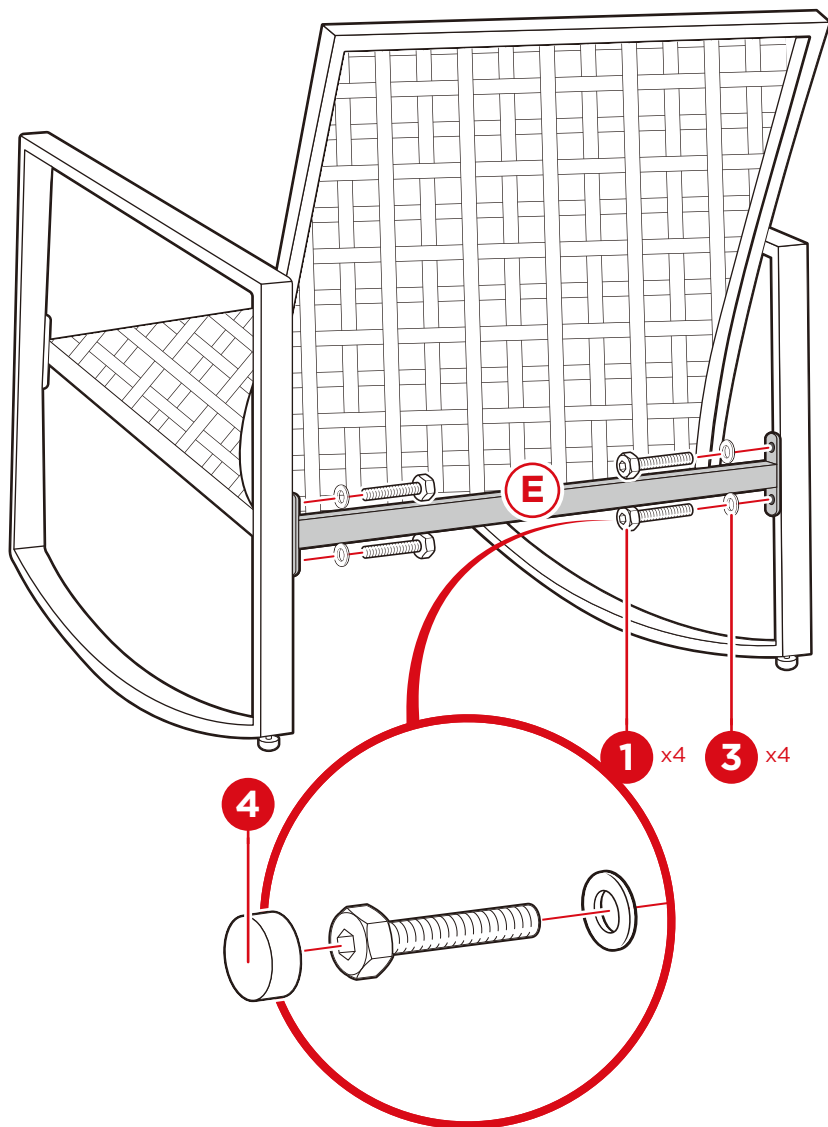
NOTE: Position rocker arms so the stoppers are in the back.



PRODUCT ASSEMBLY - CHAIR

3

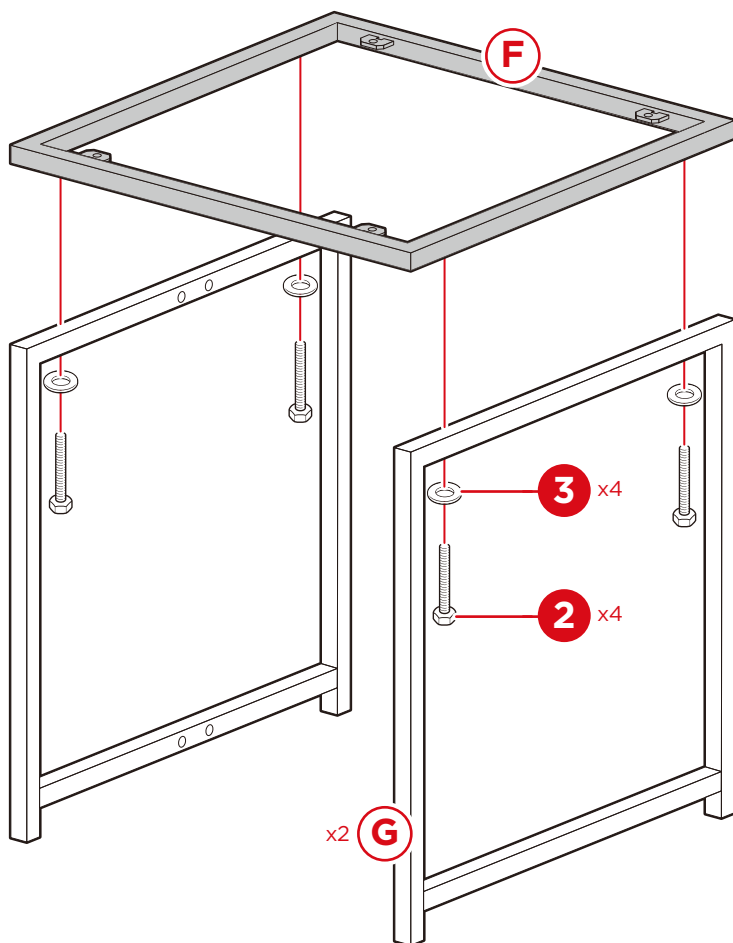
Attach part E back support with four part 1 screws and four part 3 washers.
Place a part 4 cap on every exposed screwhead.
Repeat to build an additional chair



PRODUCT ASSEMBLY - TABLE

1

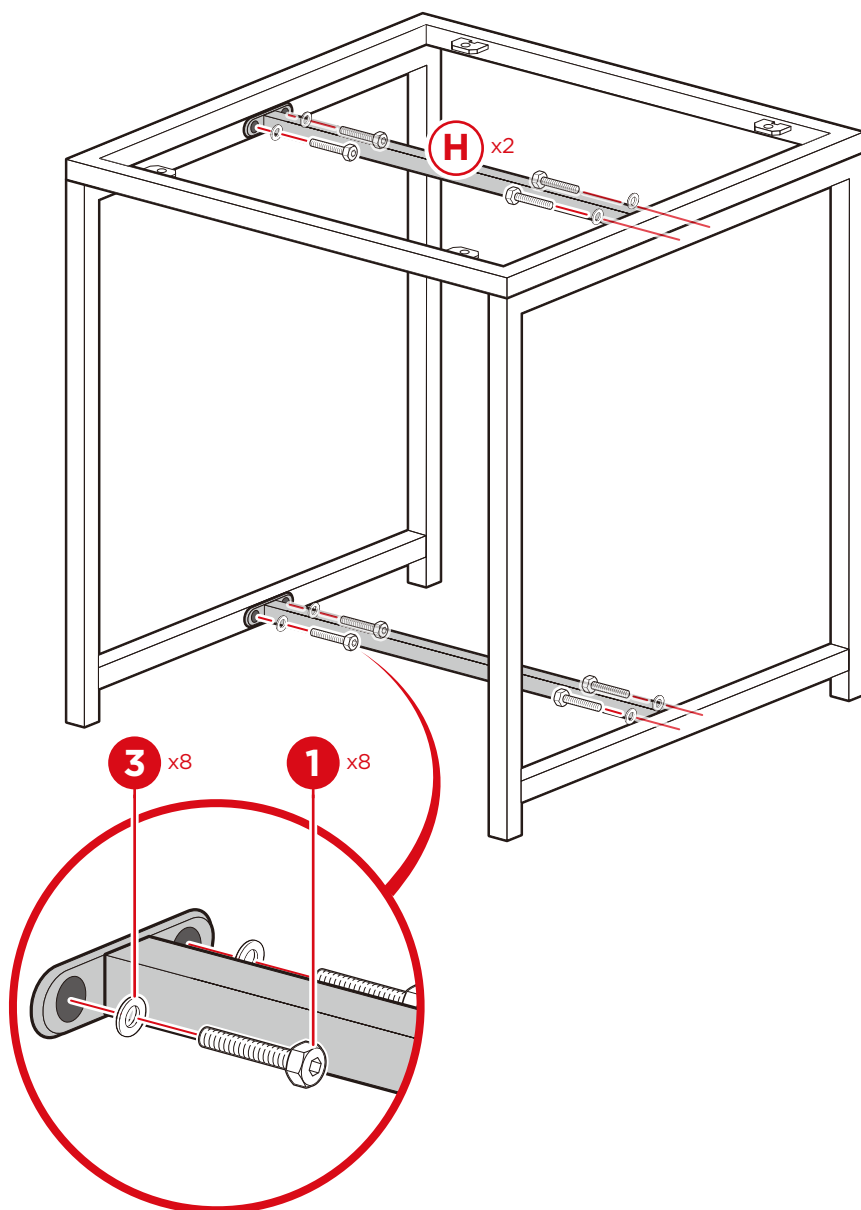
Attach two part G table sides to part F tabletop with four part 2 screws and four part 3 washers.



PRODUCT ASSEMBLY - TABLE

2

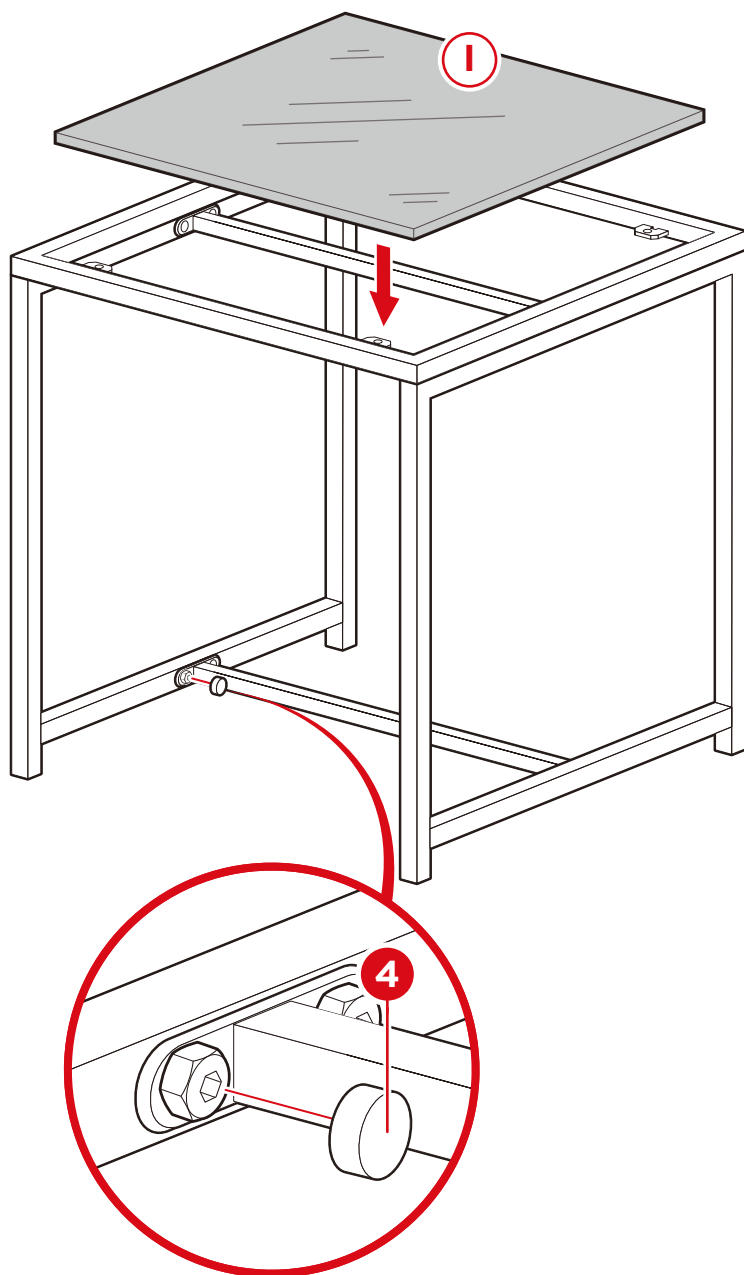
Attach two part H table supports with eight part 1 screws and eight part 3 washers.



PRODUCT ASSEMBLY - TABLE

3

Place a part 4 cap on every exposed screwhead.
Place the part I glass.





HELP CENTER



Question about your product? We're here to help. Visit us at:

help.bestchoiceproducts.com



Chat Support



Product Inquiry



Orders FAQ



Product Assembly



Returns & Refunds

PRODUCT WARRANTY INFORMATION

All items can be returned for any reason within 60 days of the receipt and will receive a full refund as long as the item is returned in its original product packaging and all accessories from its original shipment are included. All returned items will receive a full refund back to the original payment method. All returned items will not be charged a re-stocking fee.

All returned items require an RA (Return Authorization) number, which can only be provided by a Best Choice Products Customer Service Representative when the return request is submitted. Items received without an RA may not be accepted or may increase your return processing time. Once an item has been received by Best Choice Products, refunds or replacements will be processed within 5 business days.

All returns must be shipped back to the Best Choice Products Return Center at the customer's expense. If the reason for return is a result of an error by Best Choice Products then Best Choice Products will provide a pre-paid shipping label via email. Boxes for return shipping will not be provided by Best Choice Products, and is the customer's responsibility to either use the original shipping boxes or purchase new boxes.

Pictures may be required for some returns to ensure an item is not damaged prior to its return. Items returned are not considered undamaged until they are received by Best Choice Products and verified as such. All damages to items are the customer's responsibility until the item has been received by and acknowledge by Best Choice Products as undamaged.



WARNING

Manufacturer and seller expressly disclaim any and all liability for personal injury, property damage or loss, whether direct, indirect, or incidental, resulting from the incorrect attachment, improper use, inadequate maintenance, or neglect of this product.