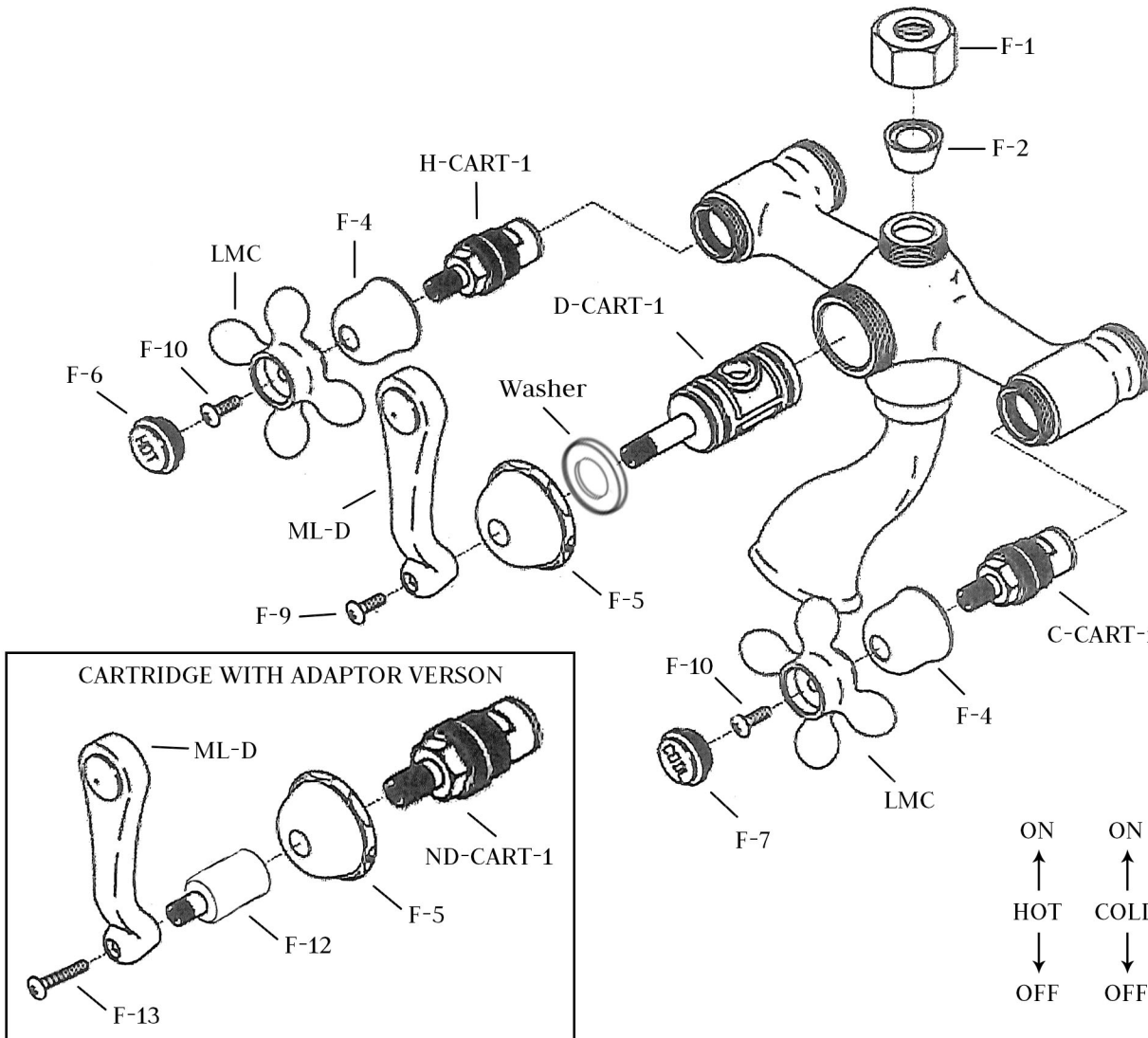




MAIDSTONE

www.MaidstoneSupply.com

Traditional Faucet Body



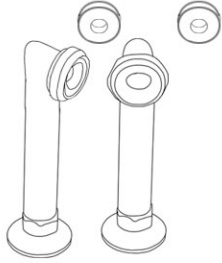
Unpack and check all the parts, and read the instructions.

| PART NO. | DESCRIPTION | QTY |
|-----------|--------------------------------------|-----|
| C-CART-1 | COLD CARTRIDGE (BLUE) | 1 |
| D-CART-1 | DIVERTER CARTRIDGE | 1 |
| F-1 | RISER NUT | 1 |
| F-2 | RISER CONE WASHER | 1 |
| F-4 | BELL NUT - HOT & COLD | 2 |
| F-5 | DIVERTER BELL NUT | 1 |
| F-6 | HOT CERAMIC BUTTON | 1 |
| F-7 | COLD CERAMIC BUTTON | 1 |
| F-9 | FINISHED SCREW | 1 |
| F-10 | UNFINISHED SCREW | 2 |
| F-12 | ADAPTOR | 1 |
| F-13 | LONG FINISHED SCREW | 1 |
| H-CART-1 | HOT CARTRIDGE (RED) | 1 |
| LMC | CROSS HANDLE | 2 |
| ML-D | DIVERTER HANDLE | 1 |
| ND-CART-1 | DIVERTER CARTRIDGE (ADAPTOR VERSION) | 1 |

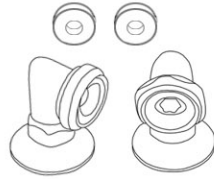
COUPLER & SWING ARM PART SETS

****NOTE:** You may not receive all part sets listed below. Please refer to your order for your specific product.**

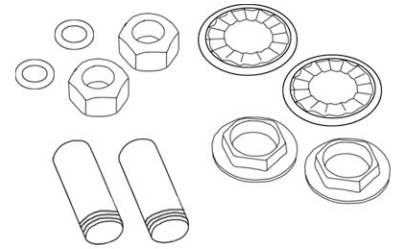
DECK MOUNT COUPLERS - Either of these couplers can be used to attach a tub faucet to the rim of a tub.



6" Deck Mount Couplers
Part: 200

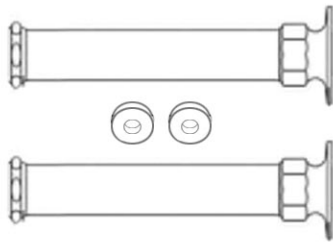


2" Deck Mount Couplers
Part: 202

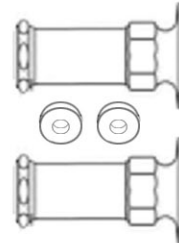


Deck Mount Hook Ups
Part: RMT500 included in box 200 or 202

BATHROOM WALL MOUNT COUPLERS - Either of these couplers can be used to attach a tub faucet to the rim of a tub.

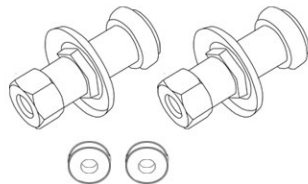


6" Bathroom Wall Mount Couplers
Part: 170

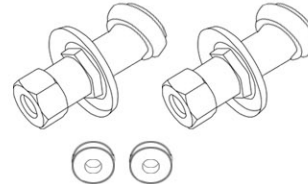


2" Bathroom Wall Mount Couplers
Part: 160

TUB WALL MOUNT COUPLERS - Either of these couplers can be used to attach a tub faucet to the inside wall of a tub.



Straight Tub Wall Mount Couplers
Part: 350



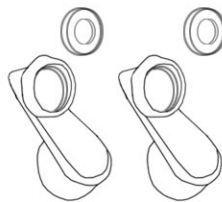
Adjustable Tub Wall Mount Couplers
Part: A100

**DECK MOUNT /
FREESTANDING SWING ARMS** -
used between the couplers and the
faucet body to create adjustable
mounting widths.

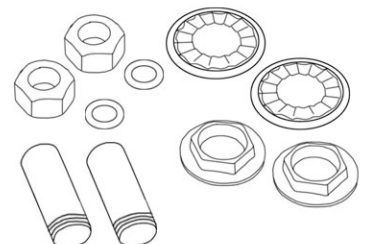


Part: 300

TUB WALL / BATHROOM WALL MOUNT SWING ARMS -
used between the faucet body and the tub or bathroom wall to create
adjustable mounting widths.



Part: 100



Deck Mount Hook Ups
Part: T7550 included in box 100



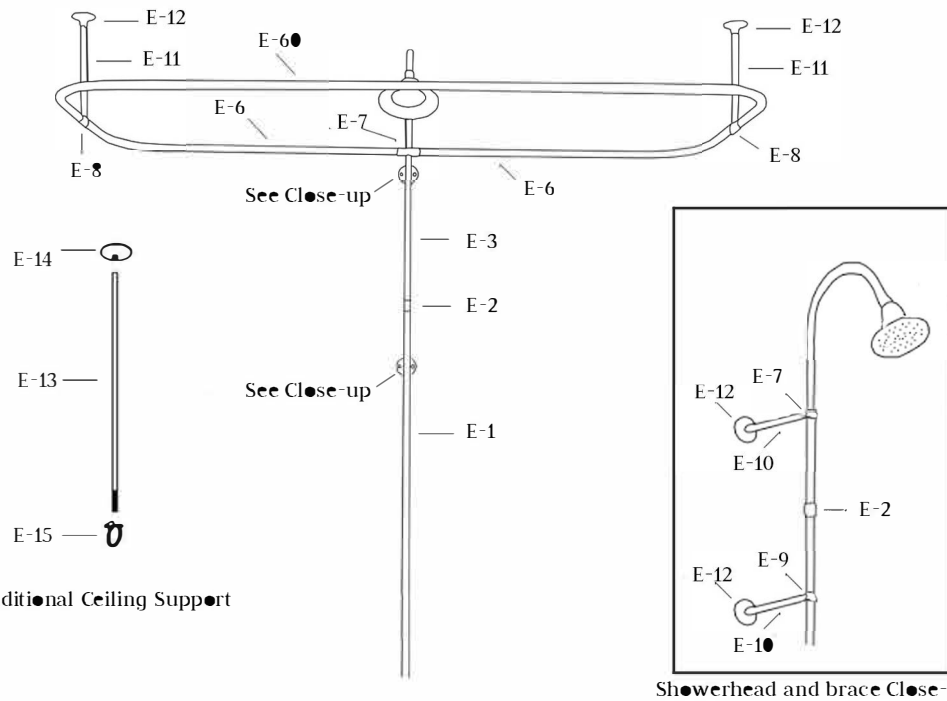
MAIDSTONE

www.MaidstoneSupply.com

Side Mount Shower Conversion Kit with Showerhead

Unpack and check all the parts, and read the instructions.

| PART NO. | DESCRIPTION | QTY | NOTES |
|------------------|---|-----|---------------------|
| E-1 | 48" Lower Riser Tube | 1 | |
| E-2 | Riser Coupler | 1 | |
| E-3 | 28" Upper Riser Tube | 1 | |
| E-6 | Side Mount Enclosure Tube "L" | 2 | |
| E-7 | Riser Enclosure Connector | 1 | |
| E-8 | Enclosure Connector | 2 | |
| E-9 | 5/8" Support Loop | 1 | Includes Set Screw |
| E-10 | 10" Wall Support Tube | 2 | |
| E-11 | 30" Ceiling Support Tube | 2 | |
| E-12 | Wall/Ceiling Flange | 4 | Screws Not Included |
| E-13 | Additional Ceiling Support Tube 30" x 1/4" | 1 | |
| E-14 | Additional Ceiling Support Flange 1/4" Opening | 1 | |
| E-15 | Additional Ceiling Support Loop 1/4" Connection | 1 | Includes Set Screws |
| E-18 | Entire Bag Of Screws And Anchors | 1 | Not Shown |
| E-DRYWALL SCREW | Drywall Screw (Finished) | 8 | Not Shown |
| E-SET SCREW | Set Screw (Finished) | 17 | Not Shown |
| E-ALLEN SCREW | Allen Screw (No-Finish) | 1 | Not Shown |
| E-PLASTIC ANCHOR | Plastic Anchor (No-Finish) | 8 | Not Shown |
| E-60 | 60" Side Mount 'C' Tube | 1 | |
| | Showerhead | 1 | Multiple Options |



Additional Ceiling Support

Showerhead and brace Close-up