

FLOOR, WALL & MOSAIC

DANYA™

GLAZED PORCELAIN & GLAZED CERAMIC




Photo features Danya Riverbed 12 x 12 on the floor with Riverbed 10 x 14 and 3 x 3 mosaic with Color Appeal™ Sable 1 x 1 mosaic on the fireplace.

Rich in both color and visual appeal, Danya™ captures the essence of fluid movement. Its bold stone visual is coupled with soft striations, giving it an exquisite look reminiscent of ancient riverbeds. An update to traditional stone looks, Danya is ideal for the homeowner with discriminating taste; its performance characteristics and design flair make it attractive to the commercial market as well.


GLAZED PORCELAIN FLOOR TILE



STREAM DY01



COVE DY02



RIVERBED DY03



BASIN DY04

GLAZED CERAMIC WALL TILE



STREAM DY01



COVE DY02



RIVERBED DY03



BASIN DY04

GLAZED CERAMIC MOSAIC



STREAM DY01



COVE DY02



RIVERBED DY03



BASIN DY04








All or select items within this series meet the requirements for these qualifications. For more information visit americanolean.com.







Photo features Danya™ Riverbed 10 x 14 and 3 x 3 mosaic with Color Appeal™ Sable 1 x 1 mosaic on the fireplace.



SIZES

			THICKNESS	SQ. FT./ CARTON	PIECES/ CARTON
	18 x 18 Floor Tile	17-3/4" x 17-3/4" (45.20 cm x 45.20 cm)	5/16"	17.60	8
	12 x 24 Floor Tile *	11-13/16" x 23-13/16" (30.00 cm x 60.48 cm)	5/16"	15.60	8
	12 x 12 Floor Tile *	11-13/16" x 11-13/16" (30.00 cm x 30.00 cm)	5/16"	14.55	15
	10 x 14 Wall Tile □	9-13/16" x 13-15/16" (24.99 cm x 35.40 cm)	5/16"	14.58	15
	3 x 3 Mosaic □ ■	12" x 24" Sheet (30.48 cm x 60.96 cm Sheet)	1/4"	24.00	12

TRIM

			NUMBER	PIECES/ CARTON
	Floor Bullnose □	3 x 12	P-43C9	22
	Cove Base □	6 x 12	S-36C9T	22
	Cove Base Outcorner □	6 x 1	SC-36C9T	15
	Wall Bullnose (10" side) □	3 x 10	S-4310	54
	Wall Bullnose Corner □	3 x 3	SN-4310	32
	Quarter Round □	1 x 6	A-106	152

Cove base trim is intended to coordinate with floor tile in the standard 90-degree installation position.
Cove base and cove corner trim are suitable for non-freezing climates only.
* Modular sizes □ Ceramic body ■ Dot-mounted

INSTALLATION & PRICING

RECOMMENDED GROUT JOINT:

Floor: 3/16" (Overlap should not exceed 33% when installing tile with a length 15" or greater in a staggered brick-joint pattern. When multiple sizes are installed in a modular pattern, please specify same size caliber at time of order.)

Wall: 1/16"

Mosaic: 1/8"

RELATIVE PRICING: Medium to Low

SHADE VARIATION



PERFORMANCE CHARACTERISTICS

	ASTM#	FLOOR RESULT	WALL RESULT	MOSAIC RESULT
Water Absorption	C373	< 0.5%	< 20.0%	< 3.0%
Breaking Strength	C648	> 275 lbs.	120 - 230 lbs.	> 250 lbs.
Scratch Hardness	MOHS	8.0	4.0 - 6.0	8.0
Chemical Resistance	C650	Resistant	Resistant	Resistant
Abrasion Resistance	C1027	3 (DY03, DY04) 4 (DY01, DY02)	N/A	3 (DY03, DY04) 4 (DY01, DY02)

For additional information on test results, visit us at: americanolean.com/information/TestResults.

USAGE

FLOORS	WALLS	COUNTERTOPS
F	W	C

APPLICATIONS

	TARGET DCOF WET	SUITABLE
Dry & Level – Interior Floor	N/A	●*
Wet & Level – Interior Floor	≥ 0.42	●*
Shower Floors (Residential or Light Commercial)	≥ 0.42	●**
Exterior Floor Applications (including pool decking & other wet areas with minimal footwear)	≥ 0.60	
Ramps & Inclines	≥ 0.65	
Walls/Backsplashes	N/A	●
Countertops	N/A	●*
Pool Linings	N/A	●**

A DCOF value of ≥0.42 is the standard for tiles specified for level interior spaces expected to be walked upon when wet, as stated in ANSI A137.1-A326.3. For more information about DCOF and the DCOF AcuTest™, visit americanolean.com/DCOF.

APPLICATION NOTES:

Floor tile suitable for exterior applications in freezing and non-freezing climates, when proper installation methods are followed.

Wall and mosaic tile suitable for exterior applications in non-freezing climates, when proper installation methods are followed.

* Wall tile not suitable for this application

** Mosaic tile only

NOTES

Since there are variations in all fired ceramic and natural products, tile and trim supplied for your particular installation may not match samples. Final confirmation should be made from actual tiles and trim prior to installation. Manufactured in accordance with ANSI A137.1 standards.

Not for use on ramps. Water, oil, grease, improper drainage and certain footwear can create slippery conditions. Floor applications expected to be exposed to these conditions require extra caution in product selection.

For additional information refer to "Factors to Consider" at: americanolean.com/Factors.

Special consideration needs to be given when installing tiles greater than 15 inches. Please refer to americanolean.com/LargeTiles for more information.

Use of a latex modified thin-set is recommended for installation. For more information, visit americanolean.com.



All or select items within this series meet the requirements for these qualifications. For more information visit americanolean.com.