

Features

- Two Lever handles offer separate control of hot and cold water
- 1.0 gpm (3.8 lpm) maximum flow rate at 60 psi (4.14 bar)
- UltraGlide® valves with dry-stem technology are designed to eliminate common leak paths and provide smooth, effortless control
- Clicker drain with tailpiece and overflow
- Coordinates with other products in the Bellera collection
- This product can help a building earn Water Efficiency points in LEED® Green Building Rating System

Material

- Premium material construction for durability and reliability
- KOHLER finishes resist corrosion and tarnishing

Installation

- For 8" – 16" (203 – 406 mm) centers
- Deck-mount
- Handles are preassembled on valves to simplify installation
- Quick-connect fittings make installation easy

Recommended Products/Accessories

K-23726 Drain treatment



ADA

CSA B651

OBC

Codes/Standards




ASME A112.18.1/CSA B125.1
NSF/ANSI/CAN 61
NSF/ANSI/CAN 372
DOE - Energy Policy Act 1992
EPA WaterSense®
California Energy Commission (CEC)
ADA
ICC/ANSI A117.1
CSA B651
OBC

KOHLER® Faucet Lifetime Limited Warranty

See website for detailed warranty information.

Available Colors/Finishes

Color tiles intended for reference only.

Color	Code	Description
	CP	Polished Chrome
	BN	Vibrant® Brushed Nickel
	DR	Deep Bronze

