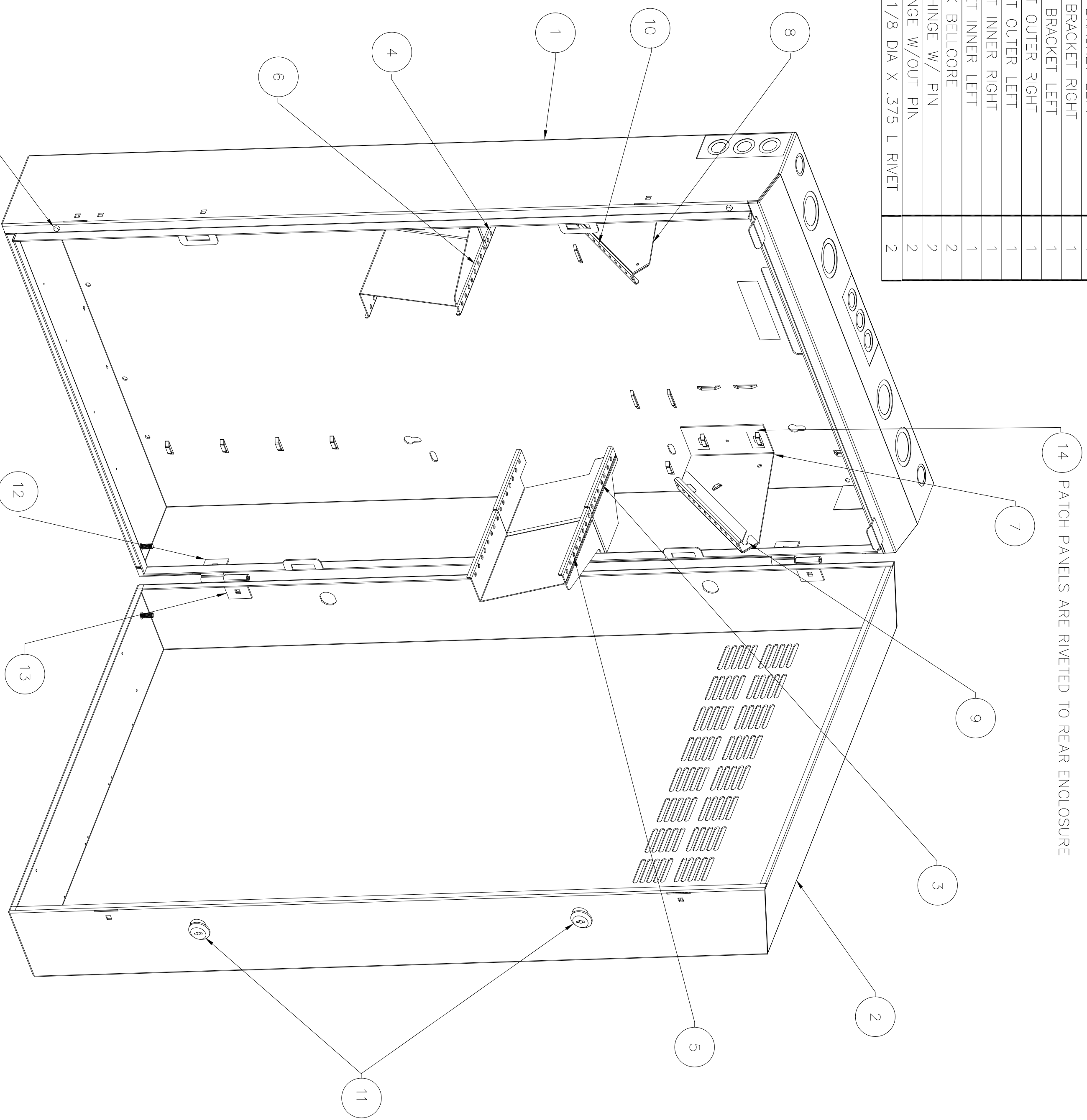


ITEM NO.	DESCRIPTION	QTY.
1	ENCLOSURE REAR	1
2	DOOR	1
3	2U HUB BRACKET RIGHT	1
4	2U HUB BRACKET LEFT	1
5	4U HUB BRACKET RIGHT	1
6	4U HUB BRACKET LEFT	1
7	BRACKET OUTER RIGHT	1
8	BRACKET OUTER LEFT	1
9	BRACKET INNER RIGHT	1
10	BRACKET INNER LEFT	1
11	LOCK BELLCORE	2
12	DOOR HINGE W/ PIN	2
13	DOOR HINGE W/OUT PIN	2
14	STAINLESS STEEL 1/8 DIA X .375 L RIVET	2

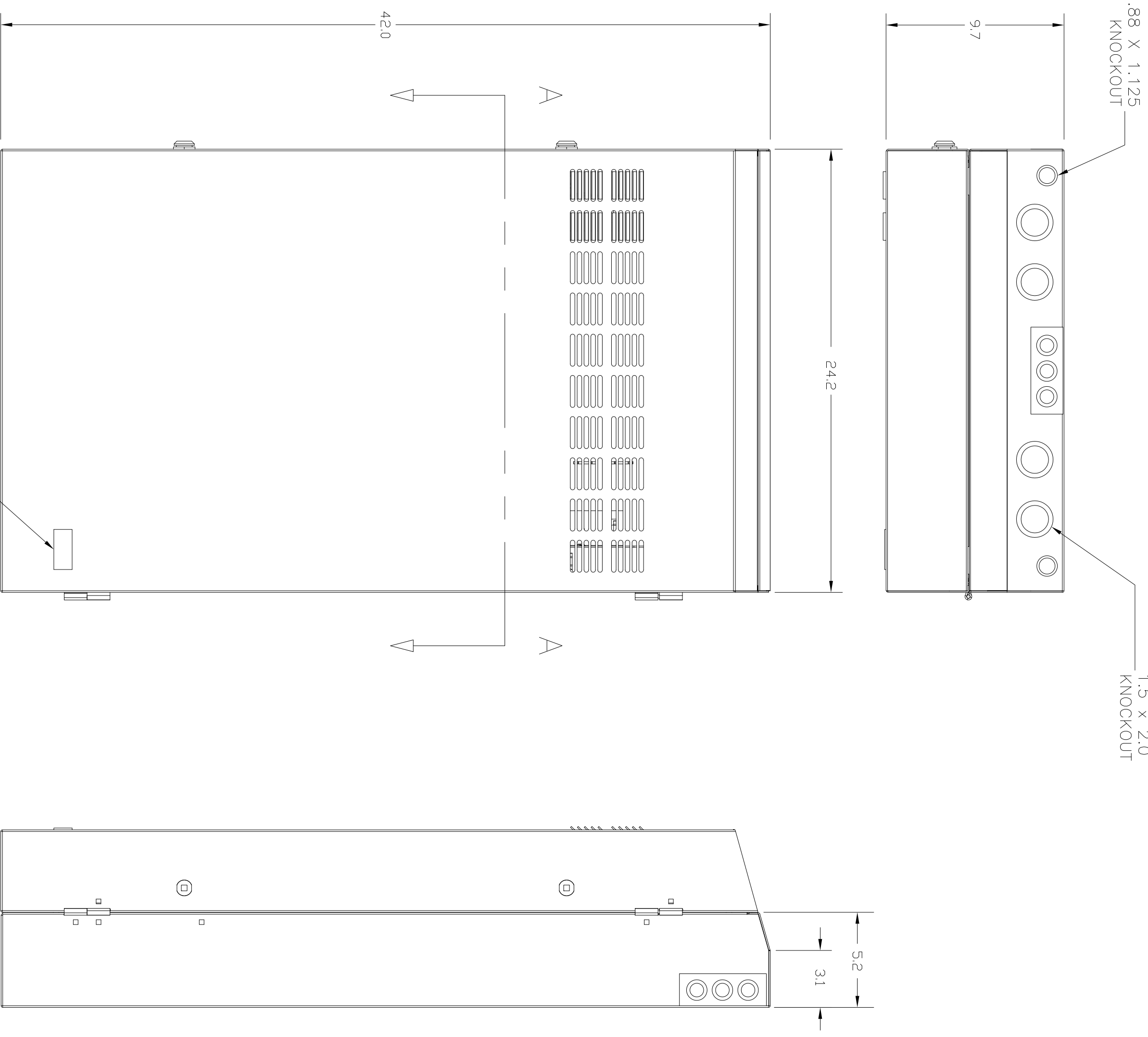


14 PATCH PANELS ARE RIVETED TO REAR ENCLOSURE

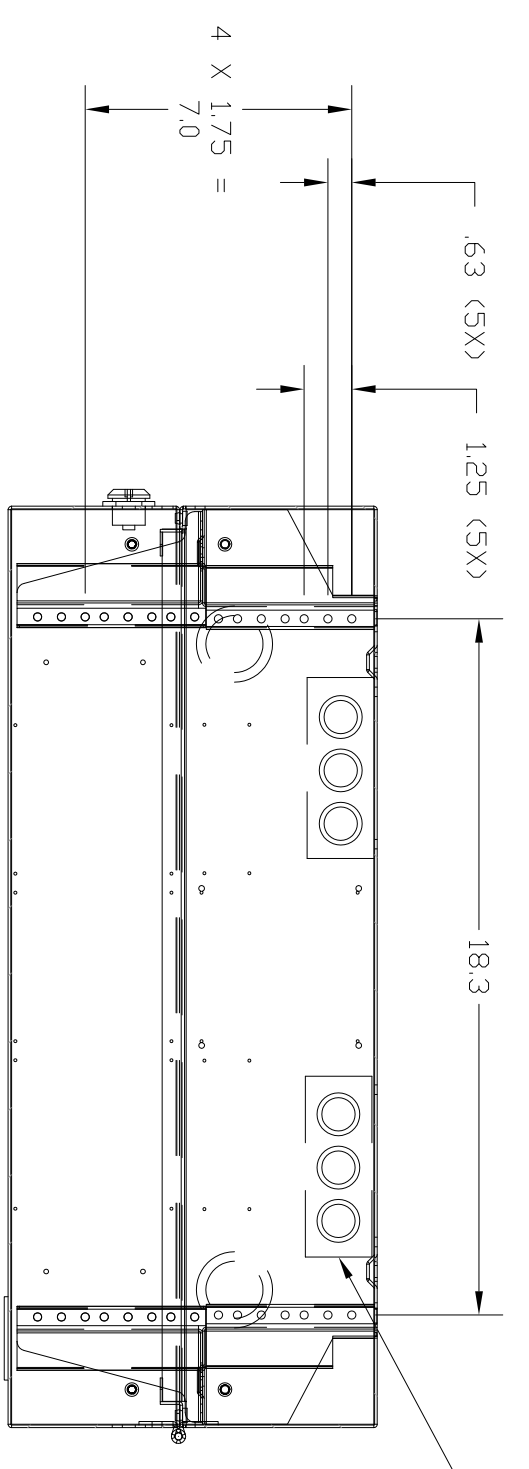
- NOTES:
- THE FOLLOWING ITEMS INCLUDED:
 - (2) RIGHT HINGE
 - (2) 1/4" - 20 X 5/8" CARRIAGE BOLT
 - (2) 1/4" - 20, LOCK NUT
 - (2) DOUBLE "D" PLUG, BLACK
 - (4) 1/4" SQUARE HOLE PLUG
 - (1) MOUNTING TEMPLATE
 - (1) BELLCORE KEY
 - REZF DOOR HINGE ON RIGHT SIDE.

BLACK RUBBER FOOT
Ø .375 X .125 THK (4X)

CATALOG NUMBER	SURFACE FINISH	DESCRIPTION
RE4X	GREY STANDARD	REBOX 4 RACK POSITION
RE4XB	BLACK STANDARD	REBOX 4 RACK POSITION



RECT. KNOCKOUT
1.75 X 4.75 WITH
(3) .875 X 1.13
DUAL KNOCKOUTS



SECTION A—A

REV.	ECN	DATE	DESCRIPTION	CHG BY	APPD BY
1	19520	09/24/14	INITIAL RELEASE	JURJ	MMA

Created on AUTOCAD

DIMENSIONING AND TOLERANCE PER ANSI Y14.5M-1982 UNLESS OTHERWISE SPECIFIED. DIMENSIONS ARE IN INCHES (MM).
 X = ±.03 (.8)
 XX = ±.02 (.4)
 XXX = ±.010 (.25)
 ANGLE TOL. ±1°

IN ACCEPTING OUR DRAWINGS, BUYER AGREES TO HOLD HUBBELL INCORPORATED HARMLESS FROM AND TO DEFEND AND HOLD HARMLESS FROM AND TO INDEMNIFY ALL OTHERS FROM AND TO DISCLOSE TO OTHERS THE IDEAS, INFORMATION, OR DESIGNS SHOWN HEREIN, AND THAT YOU WILL MAKE NO USE OF SAME WITHOUT PERMISSION.

PROJECT REFERENCE:
 MATERIAL:
 DRAWN BY: JUDY RUOTI-JACKSON 9/24/2014
 CHECKED BY:
 APPROVED BY:

TITLE:
HUBBELL
 REMOTE EQUIPMENT BOX
 42" HIGH

Hubbell Premise Wiring
 HUBBELL INCORPORATED (Delaware)
 14 Lords Hill Road, Stonington, Connecticut 06378

SIZE: DRAWING NO. **11397C**
 SCALE: N/A SHEET 1 OF 1

REV. **1**