

# Assembly Instructions

ITEM NO. G5511-ET

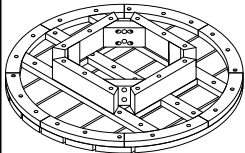
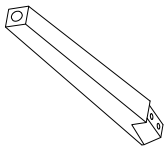
WESLEY PATIO END TABLE

Thank you for purchasing this quality product. Be sure to check all packing materials carefully for small parts, which may have come loose inside the carton during shipment. Identify and count all items and compare with the PARTS LIST and/or HARDWARE LIST shown below.





**Caution:** Please read the instructions thoroughly before assembly.

1. We recommend that you assemble this product with the assistance of another person; this will make the assembly easier, and will help eliminate damage to the product or injury to persons during assembly.
2. Please do not over tighten screws or bolts until the assembly is completed.
3. Please put all parts on a non-abrasive floor before assembly, and follow the assembly steps to assemble your newly purchased product correctly and efficiently.

## PARTS LIST

NO.	COMPONENT	SKETCH	QTY.
A	TABLE TOP		1 PC
B	LEGS		4 PCS

## HARDWARE LIST

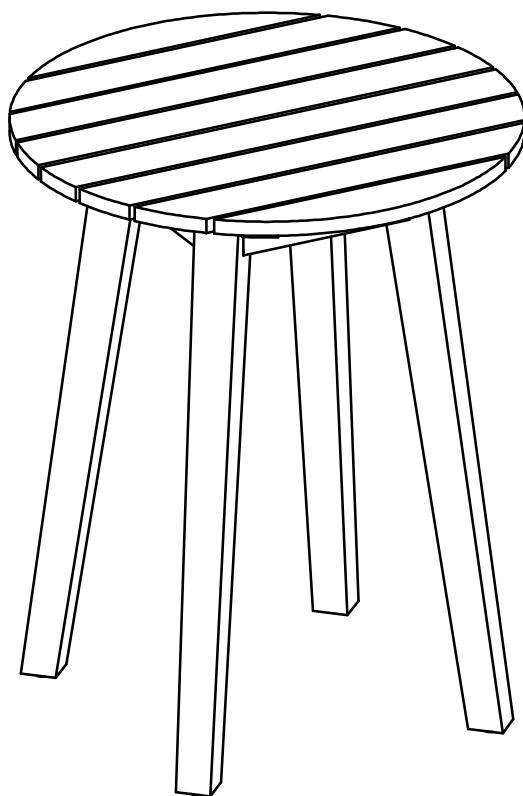
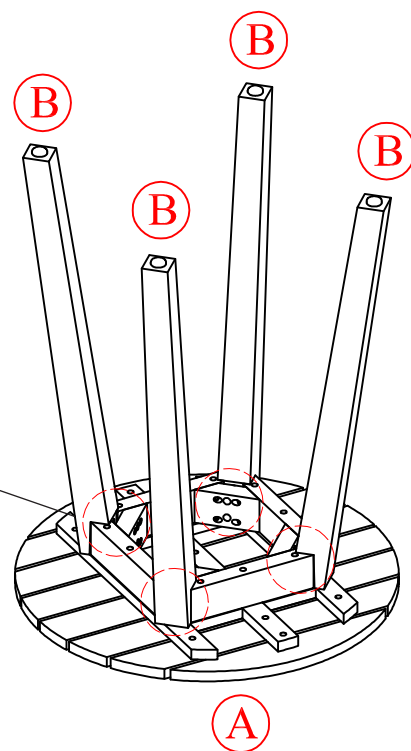
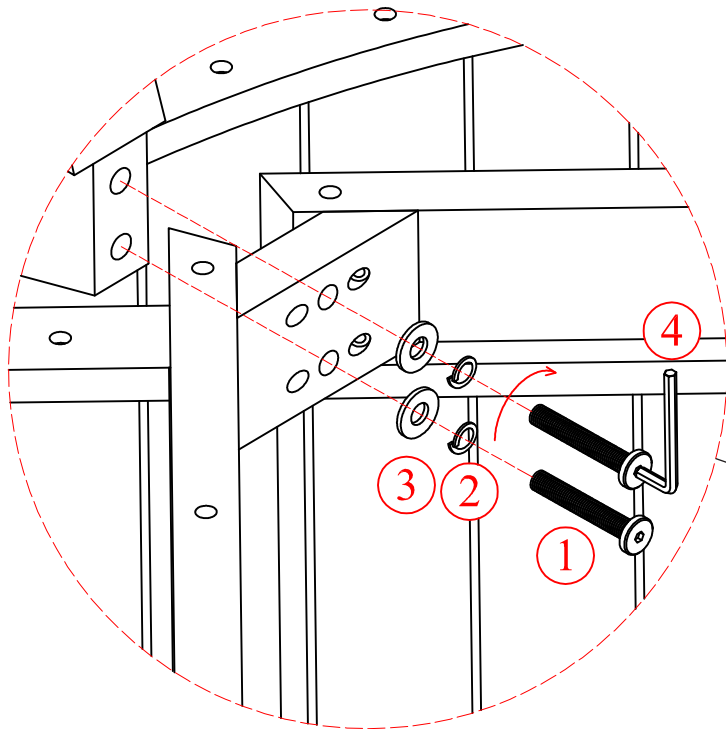
NO.	COMPONENT	SKETCH	QTY.
1	BOLT 8x55x13		8 PCS
2	SPRING WASHER $\phi 8/\phi 12 \times 2$		8 PCS
3	FLAT WASHER $\phi 8/\phi 16 \times 2$		8 PCS
4	ALLEN KEY K4 x 60.		1 PC

# Assembly Instructions


ITEM NO. G5511-ET

WESLEY PATIO END TABLE

## STEP 1




All outdoor furniture is subject to UV rays and weather elements. In order to keep your furniture as long lasting and vibrant as possible, we advise using furniture covers or storing the furniture when not in use.



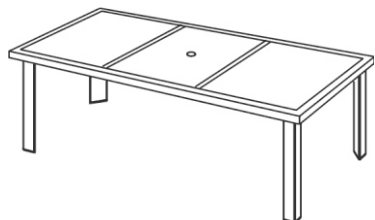
## WICKER

Simply washing your wicker with a mild detergent and protecting it as much as possible by covering and or storing it when not in use for long periods of time is sufficient.




## WOOD FRAMES

Make sure all surfaces are protected from heat and liquids. Wipe up spills immediately and do not place furniture next to a heat source such as radiators or fires. All timber surfaces may change color. Spray polishes are best to avoid as they contain silicones which may spoil the surface by building up overtime. Check bolts and screws regularly and tighten when necessary.



## STONETOPS/TABLETOPS

Spills should be wiped up quickly to avoid any staining on the surface. Regular cleaning with mild soap and water with a sponge or soft scrub brush is all that is required. Storing or covering your natural stone top when not in use for extended periods of time is recommended.



## FABRICS

Wipe off spills with a cloth and water. Cushions may also be cleaned by hand with a mild solution of soap and water. Rinse the cushion cover thoroughly and allow to drip dry. The back cushion and pillow should be spot cleaned with a soft cloth.

Do not machine wash or tumble dry, as cushions may shrink.

Do not use bleach or solvents on fabrics. Never use cleaners that contain acid or abrasive materials.

### Winterization:

Store your furniture inside during the winter. If this isn't possible, make sure it is covered.