

Multiplier

Porcelain Mosaic



Multiplier

Porcelain Mosaic

Expand your design possibilities, but not your budget

Whether considered a classic or a trend for today's design's mosaics are a popular choice for there versatility in application. Multiplier is no exception. With three colors and three shapes, this concise offering quickly expands with possibility. Work with your installer to create traditional mosaic patterns for floors and walls, or go wilder with gradations, random insets of tone, and more. Attractively priced, Multiplier can help grow your creativity, without growing your budget

- Valued priced
- Available shapes, square, penny round and hexagon
- Mesh mounted for easy installation



Front Photo Wall:

MTP01 ▶ White, 2" Hex Gloss

MTP02 ▶ Grey, 2" Hex Gloss

MTP03 ▶ Dark Grey, 2" Hex Gloss

Floor:

MTP03 ▶ 2" Hex Dark Grey Matte




Shower Wall: **MTP02** ▶ Grey 2" Square Gloss
Shower Floor: **MTP02** ▶ Grey 3/4" Penny Round
Bathroom Floor: **MTP02** ▶ Grey 2" Hex Matte

Color Palette


Available Colors - Gloss



MTP01 ▶ White
2" Square Gloss




MTP01 ▶ White
3/4" Penny Round Gloss




MTP01 ▶ White
2" Hex Gloss




MTP02 ▶ Grey
2" Square Gloss




MTP02 ▶ Grey
3/4" Penny Round Gloss



MTP02 ▶ Grey
2" Hex Gloss



MTP03 ▶ Dark Grey
2" Square Gloss




MTP03 ▶ Dark Grey
3/4" Penny Round Gloss




MTP03 ▶ Dark Grey
2" Hex Gloss

Available Colors - Matte



MTP01 ▶ White
2" Square Matte




MTP01 ▶ White
3/4" Penny Round Matte




MTP01 ▶ White
2" Hex Matte



MTP02 ▶ Grey
2" Square Matte




MTP02 ▶ Grey
3/4" Penny Round Matte



MTP02 ▶ Grey
2" Hex Matte



MTP03 ▶ Dark Grey
2" Square Matte



MTP03 ▶ Dark Grey
3/4" Penny Round Matte



MTP03 ▶ Dark Grey
2" Hex Matte

Specifications

Sizes*

Mosaic Tile

	Nominal Size (in)	Actual Size (mm)	Thickness (mm)	Grout Joint (mm)	Finish
2" Square*	2 x 2	47.5 x 47.5	6	2.6	Gloss/Matte
2" Hex**	2 x 2	47.5 x 47.5†	6	2.6	Gloss/Matte
3/4" Penny Round***	0.75 (diameter)	19 (diameter)	6	2.0	Gloss/Matte

*** 2" Square is mounted on a 301 x 301 sheet

** 2" Hex is mounted on a 272 x 326 sheet

*** 3/4" Penny Round is mounted on a 292 x 324 sheet

† 2" tile measures 47.5mm from one straight edge to the opposing parallel edge

Product Performance

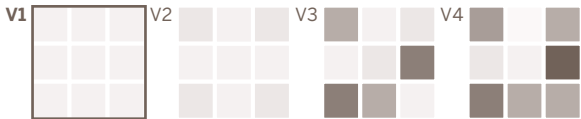
Breaking Strength	>350 lbf	ASTM C648
Chemical Resistance	Gloss-Resistant	ASTM C650
Water Absorption	≤0.20%	ASTM C373
Scratch Hardness	7	Mohs Scale

Wet Dynamic Coefficient of Friction Range

Gloss	<0.42	AcuTest sm
Matte	<0.42	AcuTest sm

Shade & Texture Index

Multiplier has a shade variation of V1.




V1 Uniform appearance
V2 Slight Variation
V3 Moderate Variation
V4 Substantial Variation


This porcelain tile product is produced with a V1 variation. Differences among pieces from the same production run are minimal. Inspect the product upon delivery and for best results, blend tile from several cartons during installation.

Sizes


shown in MTP02 Matte



2" Square Mosaic



3/4" Penny Round Mosaic



2" Hex Mosaic

Recommended Use

Multiplier tile is recommended for Interior Floors Dry, Interior Walls Dry, Interior Walls Wet, Exterior Walls, Exterior Covered Walls, Pool/Fountain Lining, Waterline Pool/Fountain, Countertops in residential and commercial applications.

* The tile applications featured in this publication are for illustration purposes only and are not intended as a representation or warranty of the suitability of Crossville Tile for any particular application. Specifically, tile selection for wet applications (such as shower or bathroom floors) requires careful consideration of the unique nature of the design and installation. For instance, the industry standard for tile used on level interior surfaces is a dynamic coefficient of friction (DCOF) value of 0.42 or greater; however, the use of small (2" or less) mosaics with lower DCOF values may nonetheless be acceptable for projects with an increased number of grout joints, along with the presence of other surface structures that provide both traction and a means for water to drain and dissipate from the area. It is the sole responsibility of each end user to consult with a design professional to determine and select the most suitable flooring for a particular project.

Information listed here is subject to change. Please refer to CrossvilleInc.com for the latest, most accurate information.

Care and Maintenance

Regular cleaning is the best way to keep Multiplier tile looking good for years to come. Use clean, hot water (combined with a household cleaner for more aggressive cleaning). Rinse thoroughly and dry with a soft cloth. No waxes are needed. More information regarding the care and maintenance of Crossville® products is available at CrossvilleInc.com.

Our Warranty

Crossville Inc. guarantees that its products will meet or exceed the performance specifications outlined in ANSI A137.1- 2012 and in the performance data section of the Crossville, Inc. general product catalog. For complete details check our website at CrossvilleInc.com.



Photo right:
Wall: **MTP01** ▶ White 3/4" Penny Round Gloss
Floor: **MTP01** ▶ White 2" Hex Matte

Trade Organizations



Environmentally Aware



Multiplier

Crossville, Inc.

PO Box 1168
Crossville, TN
38557

Phone 931.484.2110
Fax 931.456.2956
E-Mail Crossc@CrossvilleInc.com
Web CrossvilleInc.com



Above Shower Walls:
MTP03 ▶ Dark Grey 3/4" Penny Round Gloss
Above Floors:
MTP01 ▶ White 3/4" Penny Round Matte
MTP03 ▶ Dark Grey 3/4" Penny Round Matte
On the cover: **MTP03** ▶ Dark Grey 2" Hex Gloss

