



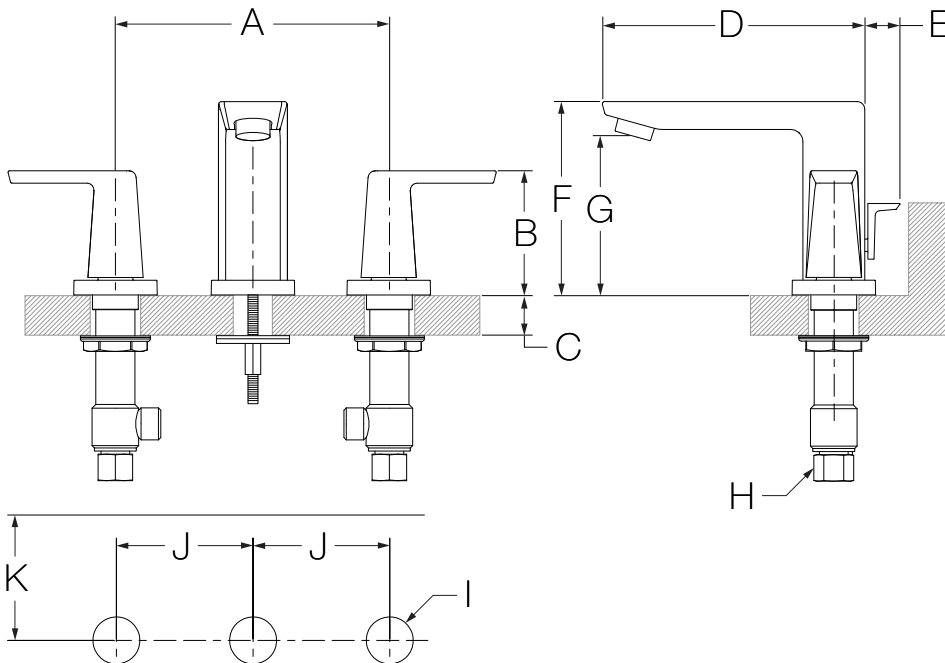
SLW-3632-CX-1.5
Two Handle Widespread Lavatory Faucet
Installation Guide



Model Numbers	Specification
<input type="checkbox"/> SLW-3632-CX-1.5 <i>Two Handle Widespread Lavatory Faucet</i>	Two Handle Widespread Lavatory Faucet featuring 8"-16" mounting configuration shall include ceramic cartridges, 1/2" IPS inlet connections, metal drain assembly and 1.5 gpm (5.7 L/min) aerator. Faucet shall be made from metal construction, plated in standard polished chrome finish.
Modifications	
<input type="checkbox"/> -1.0  1.0 gpm (3.8 L/min) flow restrictor Note: Append appropriate -suffix to model number.	
Warranty	Compliance
Limited Lifetime - to the original end purchaser in consumer/residential installations. 5 Years - for industrial/commercial installations. Refer to www.symmons.com/warranty for complete warranty information.	-ASME A112.18.1/CSA B125.1 -NSF/ANSI 61.9, NSF/ANSI 372 -WaterSense: 1.5 gpm (5.7 L/min)



Dimensions

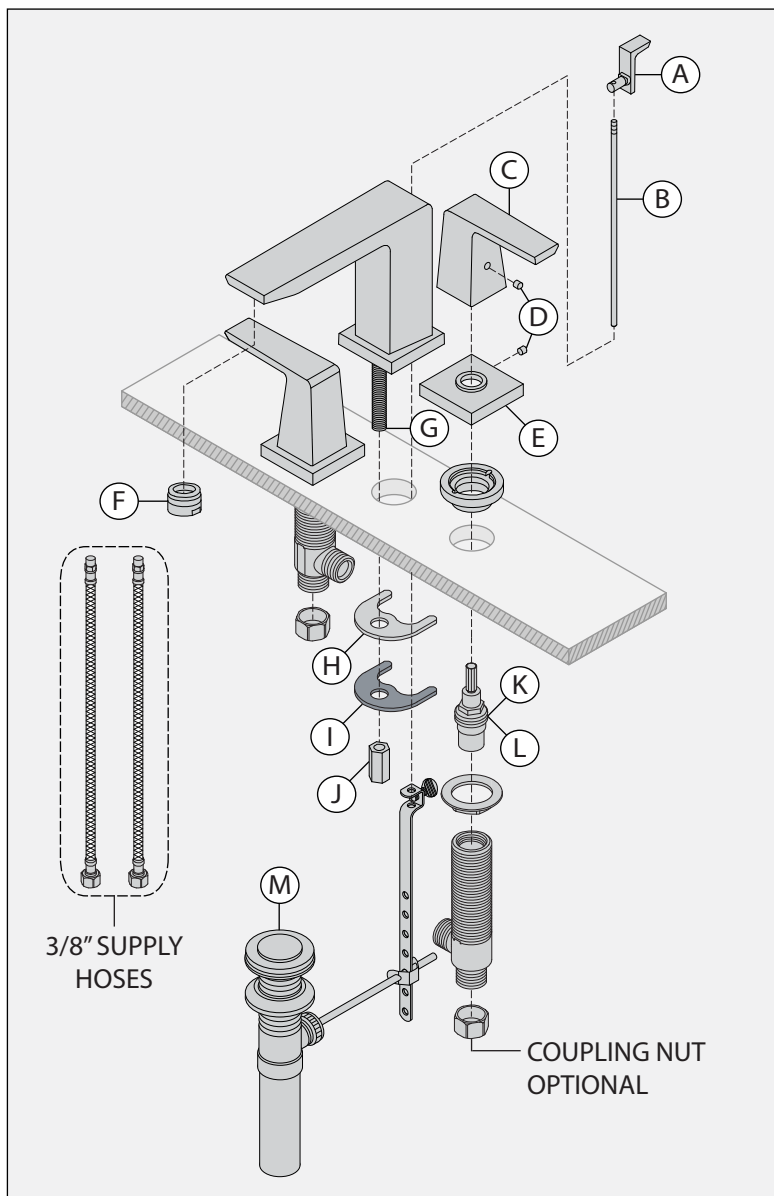


Measurements	
A	8", 203 mm
B	3-1/8", 79 mm
C	Deck Thickness Ref. Min. 1", 25 mm Max. 2-1/4", 57 mm
D	6-11/16", 170 mm
E	7/8", 22 mm
F	5", 127 mm
G	4", 102 mm
H	1/2-14 NPSM (3x) Hole Size
I	Min. Ø 1-3/8", 35 mm Max. Ø 1-1/2", 38 mm
J	4", 102 mm
K	To Backsplash Min. 3-11/16", 94 mm

Notes:



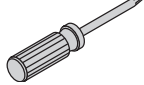


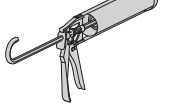
- 1) Dimensions subject to change without notice.
- 2) Hoses removed for clarity.

Parts Breakdown



Installation Notes:

- 1) Apply a bead of silicone around the perimeter of all faucet trim installed to deck surface.
- 2) Apply plumber tape to threaded connections as necessary. DO NOT use plumber tape on fittings with face seal washers or o-rings.
- 3) DO NOT OVERTIGHTEN fittings with face seal washers or o-rings.

Replacement Parts		
Item	Description	Part Number
A	Lift Rod Handle	RL-037
B	Lift Rod	RL-037
C	Handle	RL-034
D	Set Screw	RL-034
D	Set Screw	RL-035
E	Flange	RL-035
F	1.5 Aerator 1.0 Aerator	FLR-101-1.5 FLR-101-1.0
G	Mounting Rod	RL-062
H	Rubber Washer	
I	Metal Washer	
J	Mounting Nut	
K	Cold Cartridge	KN-113
L	Hot Cartridge	KN-114
M	Metal Drain	RL-154LR
Tools Required for Installation		
Adjustable Wrench		
Allen Wrench: Handle (2.5 mm) Flange (2.5 mm)		
Phillips Head Screwdriver		
Plumber Putty		
Plumber Tape		
Silicone		

⚠ WARNING: This product can expose you to chemicals including lead, which is known to the state of California to cause cancer, birth defects, or other reproductive harm. For more information, go to www.P65Warnings.ca.gov.