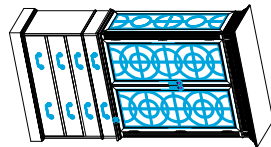


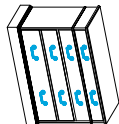
CUSTOMER ASSEMBLY INSTRUCTION




Sprite Display Cabinet

Sale Code: 493072-BLA
Factory Code: 000885-AD

1. Base (1 pc)



2. Top (1pc)



3. Brass bracket (2pcs)

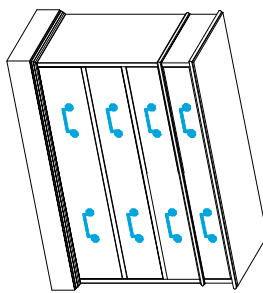


4. Screw (8pcs)



Note: Two people are required to assemble the cabinet

1. Step 1: Place the base on the floor.



2. Step 2: Place the top onto the base. Then screw brass bracket, Top and Base together

