

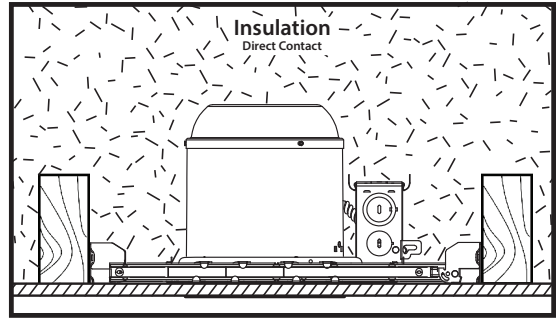
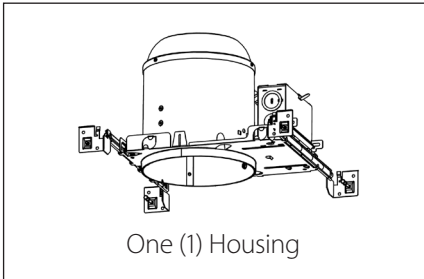


THIS PRODUCT MUST BE INSTALLED IN ACCORDANCE WITH THE APPLICABLE INSTALLATION CODE BY A PERSON FAMILIAR WITH THE CONSTRUCTION AND OPERATION OF THE PRODUCT AND THE HAZARDS INVOLVED

ATTENTION:
Turn power off before inspection, installation, or removal.
Use only on 120VAC, 60Hz circuits.

May be installed with direct contact to insulation.

What's In The Box



Tools Needed

A hammer will be required for installation.



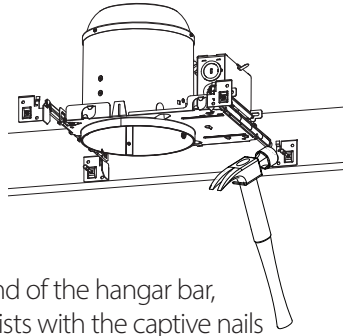
Installing the Housing



Make sure all power is turned off before beginning installation

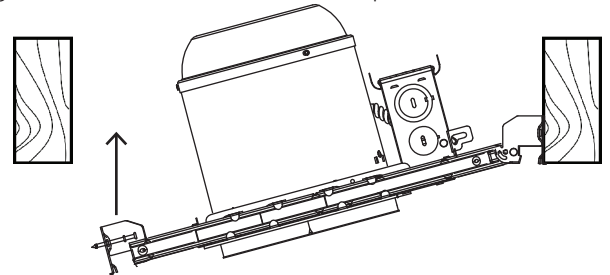
- 1 Carefully unpack the housing from its packaging. Inspect product for defects due to shipping.
- 2 If necessary, adjust hangar bar length by separating bars, snapping to length at score marks, and reassembling.

- 3 - Position frame between joists, ensuring hangar bars are in the correct position. Bottom edge of hangar bars should be level with the bottom of the joists.

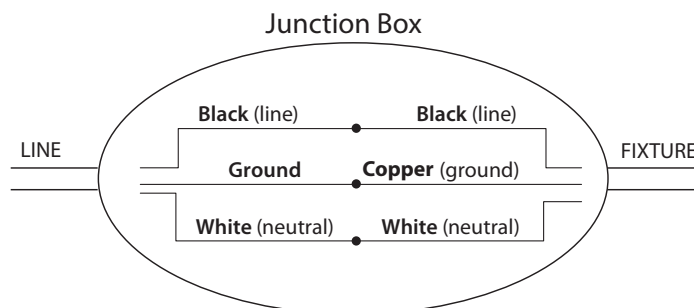


- Starting with the swivel foot end of the hangar bar, secure the hangar bars to the joists with the captive nails provided.

- 4 Lift and secure opposite side of frame to ceiling joist. Position frame in desired place on hangar bars and tighten set screw to lock frame in place.



- 5 Connect building power to the frame junction box per the wiring diagram below.





IC-Rated Housing for New Construction INSTALLATION INSTRUCTIONS

MODEL: 17002A, 17002ANB, 17014A, 17014A-LED-ID

NICOR General Product Warranty

GENERAL PRODUCT WARRANTY. Each NICOR product will be free from defect in materials and workmanship for a period of one (1) year from the date of delivery to the end-user. Powder Coat paint finish on products, other than natural aluminum or brass, will not exhibit cracking, peeling, excessive fading, or corrosion during the warranty period. Exceptions apply as defined in each NICOR product's specification sheets, which are incorporated by reference herein. Warranty does not cover improper installation, operation, alterations, power surges, overheating due to external conditions, or acts of nature including but not limited to lightning strikes.

POLE WARRANTY. Each NICOR Pole will be free from defect in materials and workmanship for a period of (1) year from the date of delivery to the end-user. Powder Coat paint finish on products, other than natural aluminum or brass, will not exhibit cracking, peeling, excessive fading, or corrosion during the warranty period. Poles must be installed by a properly insured and licensed contractor, using the supplied anchor bolts and mounting templates. Using a pole product in any manner other than as disclosed in the Application Specification automatically voids the warranty and may cause failure resulting in injury, death, or significant property damage.

ALL NICOR WARRANTIES APPLY ONLY TO NICOR PRODUCTS THAT HAVE BEEN PURCHASED FROM AN AUTHORIZED NICOR DISTRIBUTOR; WHO PURCHASED THE PRODUCT DIRECTLY FROM NICOR; THE PRODUCT WAS NEW AND IN AN UNOPENED NICOR PACKAGE AT THE TIME OF INSTALLATION; AND WAS INSTALLED BY A LICENSED ELECTRICIAN OR UNDER THE SUPERVISION OF A LICENSED ELECTRICIAN.

THANK YOU FOR YOUR PURCHASE

SHARE YOUR EXPERIENCE WITH US

SCAN the QR or visit

www.nicorlighting.com/support/survey

FOLLOW US



YouTube

