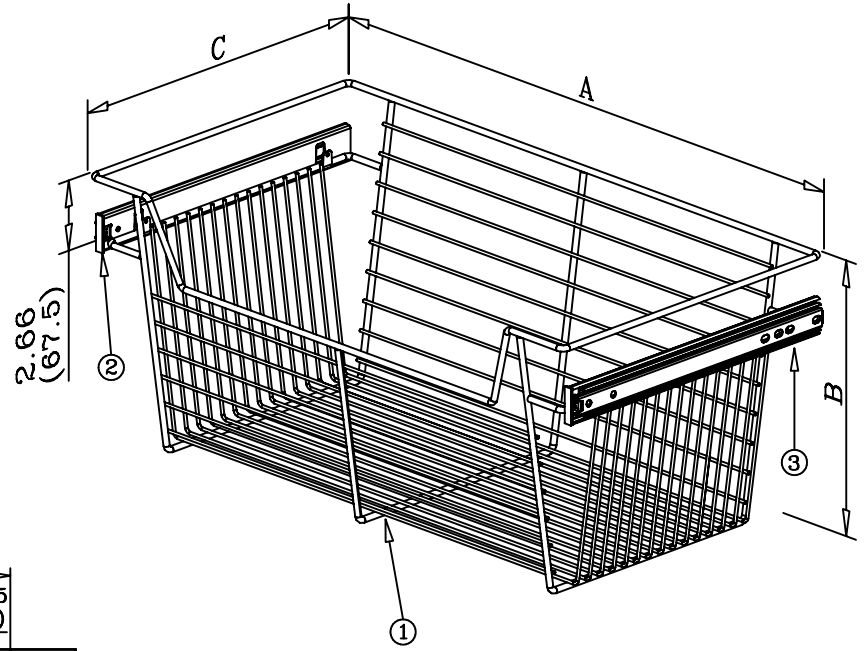
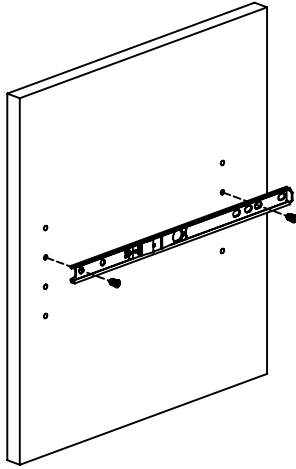
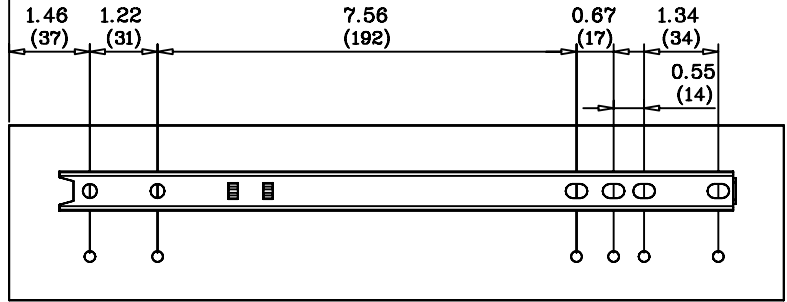


	WIDTH "A"	HEIGHT "B"	DEPTH "C"
CBSL-181405XX-X	18.00 (457.2)	5.31 (135)	13.00 (330)
CBSL-181410XX-X	18.00 (457.2)	10.43 (265)	13.00 (330)
CBSL-181417XX-X	18.00 (457.2)	16.93 (430)	12.60 (320)
CBSL-241405XX-X	24.00 (609.6)	5.31 (135)	13.00 (330)
CBSL-241410XX-X	24.00 (609.6)	10.43 (265)	13.00 (330)
CBSL-241417XX-X	24.00 (609.6)	16.93 (430)	12.60 (320)
CBSL-301405XX-X	30.00 (762)	5.31 (135)	13.00 (330)
CBSL-301410XX-X	30.00 (762)	10.43 (265)	13.00 (330)
CBSL-301417XX-X	30.00 (762)	16.93 (430)	12.60 (320)



(CABINET FRONT EDGE)



		CBSL-181405XX-X	CBSL-181410XX-X	CBSL-181417XX-X	CBSL-241405XX-X	CBSL-241410XX-X	CBSL-241417XX-X	CBSL-301405XX-X	CBSL-301410XX-X	CBSL-301417XX-X
1	CLOSET BASKET	1	1	1	1	1	1	1	1	1
2	SLIDE ASS'Y 315MM LH	1	1	1	1	1	1	1	1	1
3	SLIDE ASS'Y 315MM RH	1	1	1	1	1	1	1	1	1
	INSTRUCTION SHEET	1	1	1	1	1	1	1	1	1

This drawing is the property of Rev-A-Shelf (RAS) and is disclosed in confidence to the extent its subject matter is original to RAS. Any vendor receiving this drawing from RAS shall hold and use this drawing for the sole benefit of RAS and shall not disclose it to, or use or reproduce it for any third party, or perform any act adverse to the interest of RAS with respect to this drawing without the express written permission of RAS. Vendors shall not revise any physical, dimensional or performance characteristic unless authorized by Rev-A-Shelf Engineering.

REV.	DATE	BY	DESCRIPTION OF CHANGE

INCH [MM]	AMERICAN PROJECTION	BY	DATE	REV-A-SHELF, Inc.
		DRAWN	4/23/21	
MATERIAL				SIZE B
FINISH				DRAWING NO.
PART NO.				SCALE
SEE NOTES				SHEET OF 1 1

TOLERANCES  
 MAT. DEC. (WOOD) .XX ±.03 [.8mm] ANGLES ±1/2°  
 (OTHER) .XX ±.02 [.5mm]  
 (ALL) .XXX ±.005 [.13 mm]  
 FRACTIONS ±1/32 [.8 mm]