

Facade™ combines the intricate look of canvas and plaster into a beautiful glazed porcelain tile. Available in multiple colors and coordinating mosaics, this series is sure to add character to any space.

FACADE™

Glazed Body Match Porcelain





White



Ivory




Gray




Taupe


Mosaics



White






Ivory



Gray



Taupe

Sizes							
	12" x 24" 11.81" x 23.62"	12" x 12" Mesh 11.81" x 11.81"	3" x 12" Floor SBN				
Thickness	10mm	10mm	10.5mm				
Faces	18	N/A	N/A				
Finish	Matte	Matte	Matte				
Edge	Pressed	Cut	Cut/Rounded				
Grout Joint Recommendation	1/8"	5/64"	1/8"				
Testing	Abrasion Resistance C1027	Breaking Strength C648	Chemical Resistance C650	Water Absorption C373	DCOF ANSI A1371	Scratch Hardness MOHS	Shade Variation Rating
	III	≥250 lbf	Resistant	≤0.50%	≥0.45	6	V1

Product and Installation Details | ANSI A108.02
 Section 4.3.8.2 - For running bond/brick joining patterns utilizing tiles (square or rectangular) where the side being offset is greater than 18" (nominal dimension), the running bond offset will be a maximum of 33% unless otherwise specified by the tile manufacturer. If an offset greater than 33% is specified, specifier and owner must approve mock-up and lippage.



 Sustainability Attributes

- Red List Free
- Health Product Declaration (HPD) provided upon request
- Product Packaging is 100% recyclable
- VOC Free

*For more information visit www.emser.com. Always consult a professional for proper usage and installation.

