



Main

Accessory / separate part category	Cabling accessory
Accessory / separate part type	Pre-wired connectors
Series name	General purpose

Complementary

Electrical connection	M12, 3 pins elbowed female connector
Cable connector fixing	Screw-on
Collar material	Metal
Status LED	2 PNP LEDs
Cable length	6.56 ft (2 m)
Cable outer diameter	0.18 in (4.6 mm)
Cable composition	3 x 0.25 mm ²
Wire insulation material	PVC
System Voltage	30 V AC 36 V DC
Line Rated Current	3 A
Contact resistance	5000 µOhm
Insulating resistance	1 GΩ
Product weight	0.2 lb(US) (0.09 kg)

Environment

IP degree of protection	IP65 IP67
product certifications	CULus
ambient air temperature for operation	-13...176 °F (-25...80 °C) (static)
ambient air temperature for storage	-13...176 °F (-25...80 °C)

Offer Sustainability

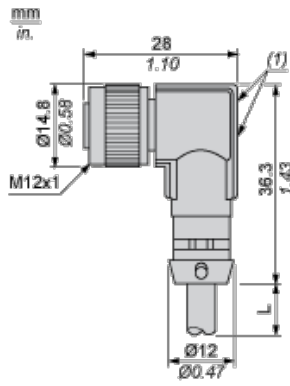
Not Green Premium product	Not Green Premium product
Compliant - since 1201 - Schneider Electric declaration of conformity	Compliant - since 1201 - Schneider Electric declaration of conformity
WARNING: This product can expose you to chemicals including:	WARNING: This product can expose you to chemicals including:
Diisononyl phthalate (DINP), which is known to the State of California to cause cancer, and	Diisononyl phthalate (DINP), which is known to the State of California to cause cancer, and
Di-isodecyl phthalate (DIDP), which is known to the State of California to cause birth defects or other reproductive harm.	Di-isodecyl phthalate (DIDP), which is known to the State of California to cause birth defects or other reproductive harm.
For more information go to www.p65warnings.ca.gov	For more information go to www.p65warnings.ca.gov

Contractual warranty

Warranty period	18 months
-----------------	-----------

The information provided in this documentation contains general descriptions and/or technical characteristics of the products contained herein. This documentation is not intended as a substitute for and is not to be used for determining suitability or reliability of these products for specific user applications. It is the duty of any such user or integrator to perform the appropriate and complete risk analysis, evaluation and testing of the products with respect to the relevant specific application or use thereof. Neither Schneider Electric Industries SAS nor any of its affiliates or subsidiaries shall be responsible or liable for misuse of the information contained herein.

Dimensions

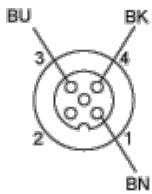


L : Length of cable

(1) 2 LEDs limited to 10...30 VDC max.

Connections and Schemes

Connector



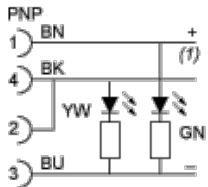
BU : Blue

BN : Brown

BK : Black

Connections and Schemes

LED Connection



BN : Brown

BK : Black

BU : Blue

GN : Green

YW : Yellow

(1) Signal