




bestchoiceproducts



# INSTRUCTION MANUAL

---

## Easy Power Christmas Tree



bestchoiceproducts

---

As shoppers, we're always trying to find the perfect balance between quality & value. At BCP, we believe we've achieved that. Our diverse catalog of everyday essentials is tailored especially to our customers & guaranteed to hit that sweet spot of high quality & low price.

— Always. —




This instruction  
applies to the 7.5-foot,  
or 9-foot variation of  
the tree.

[bestchoiceproducts.com](http://bestchoiceproducts.com)



7.5-FOOT

OR



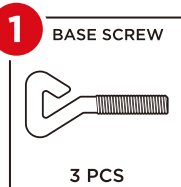
9-FOOT

## ! NOTICE

Please retain these instructions for future reference.

- Firmly secure all screws before use.
- Product is intended for indoor use only.
- Do not place this tree in a wet location.
- This seasonal product is not intended for permanent installation or use.
- Do not use or store this item in the proximity of open flame, flammable/combustible chemicals, or other strong heat sources.
- If any parts are missing, broken, damaged, or worn, stop using this item until repairs are made and/or factory replacement parts are installed.
- Do not use this item in a way inconsistent with the manufacturer's instructions as this could void the product warranty.

## HARDWARE


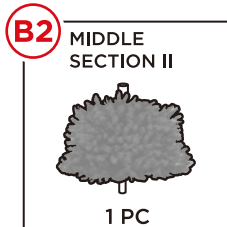
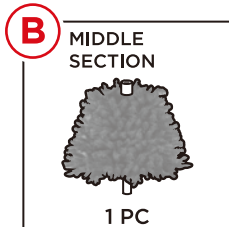
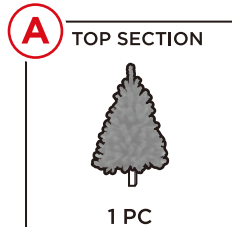


1 PERSON  
ASSEMBLY

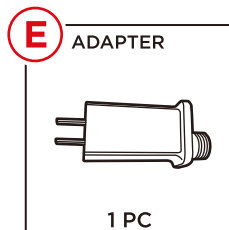
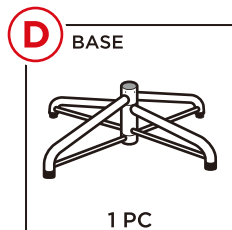


UP TO 30 MIN.  
ASSEMBLY

## PARTS



ONLY FOR 9FT TREE



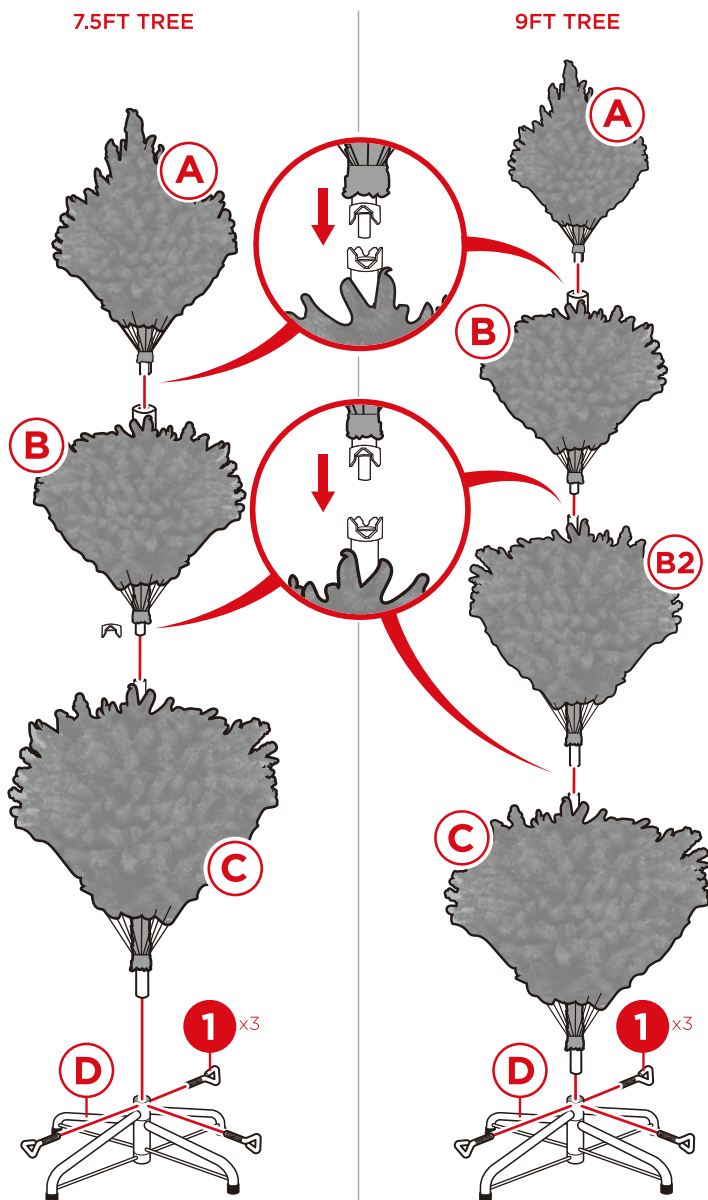
Wires may come wrapped around frame pieces. Locate and unwrap wires before assembly.

## PRODUCT ASSEMBLY

1

Assemble the tree from bottom to top.

**NOTE:** The bottom section is wider than the middle section. Make sure the sections are arranged in the correct order




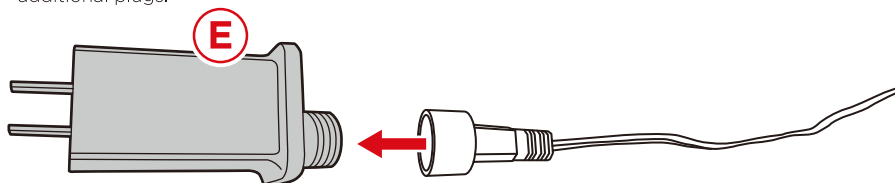
## PRODUCT ASSEMBLY

2


Spread out the branches and arrange them to your preference.

Locate the power cord in the part C bottom, attach the part E adapter, and insert into a wall outlet to turn the lights on.

**NOTE:** This tree uses internal power connectors in the central pole, there are no additional plugs.



7.5FT TREE



9FT TREE



Do not plug this product into an outlet until it is fully assembled and fluffed

## PRODUCT ASSEMBLY

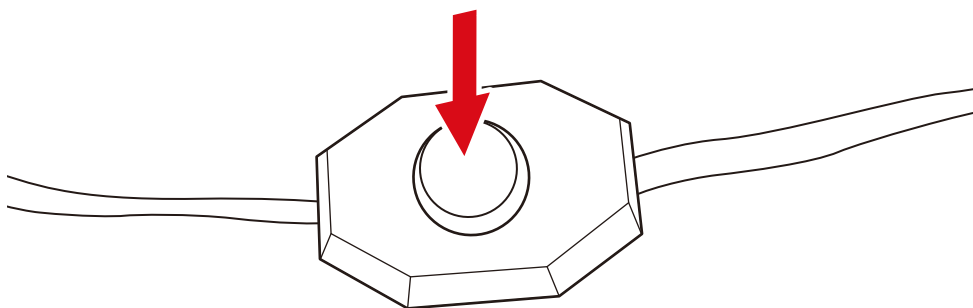
3

Press the button on integrated foot pedal to control the light display.

**Press the button (#) times for the following light features:**

1. Combination
2. In Waves
3. Sequential
4. Merge Flashing
5. Chasing/Flash
6. Slow Fade
7. Twinkle/Flash
8. Steady On

Hold the Button for 3 seconds to turn the light display off.





# HELP CENTER



Question about your product? We're here to help. Visit us at:

[help.bestchoiceproducts.com](http://help.bestchoiceproducts.com)



Chat Support



Product Inquiry



Orders FAQ



Product Assembly



Returns & Refunds

## PRODUCT WARRANTY INFORMATION

All items can be returned for any reason within 60 days of the receipt and will receive a full refund as long as the item is returned in its original product packaging and all accessories from its original shipment are included. All returned items will receive a full refund back to the original payment method. All returned items will not be charged a re-stocking fee.

All returned items require an RA (Return Authorization) number, which can only be provided by a Best Choice Products Customer Service Representative when the return request is submitted. Items received without an RA may not be accepted or may increase your return processing time. Once an item has been received by Best Choice Products, refunds or replacements will be processed within 5 business days.

All returns must be shipped back to the Best Choice Products Return Center at the customer's expense. If the reason for return is a result of an error by Best Choice Products then Best Choice Products will provide a pre-paid shipping label via email. Boxes for return shipping will not be provided by Best Choice Products, and is the customer's responsibility to either use the original shipping boxes or purchase new boxes.

Pictures may be required for some returns to ensure an item is not damaged prior to its return. Items returned are not considered undamaged until they are received by Best Choice Products and verified as such. All damages to items are the customer's responsibility until the item has been received by and acknowledge by Best Choice Products as undamaged.



## WARNING

Manufacturer and seller expressly disclaim any and all liability for personal injury, property damage or loss, whether direct, indirect, or incidental, resulting from the incorrect attachment, improper use, inadequate maintenance, unapproved modification, or neglect of this product.