

**SPECIFICATIONS**

**Certifications/Qualifications**

ADA Compliant	No
Prop65	Yes
Location Rating	Damp
	<a href="http://kichler.com/warranty">kichler.com/warranty</a>

**Dimensions**

Height	8.25"
Width	14.5"
Height From Center Of Wall Opening (Spec Sheet)	5.75"
Depth	6.5"
Weight	3.75 LBS
Canopy Height	5"
Canopy Width	8.5"
Canopy Depth	1"

**Electrical**

Input Voltage	120 V
---------------	-------

**Light Source**

Light Source	Bulb
Lamp Included	Not Included
# Of Bulbs/LED Modules	2
Max Or Nominal Watt	60 W
Lamp Type	A
Socket Type	E26 (Medium)
Dimmable	Yes

**Mounting/Installation**

Interior/Exterior	Interior Product
Mounting Weight	2.4 LBS
Install Glass Up Or Down	Both
Lead Wire Length	6
Wire Connectors	Wire Nuts

**FIXTURE ATTRIBUTES**





**Housing/Glass**

Primary Material	Steel
Shade Included	No
Shade Dimensions	5.25 DIA

**Product/Ordering Information**

Sku	55175CPZ
Finish	Champagne Bronze™
UPC	783927045124

**Finishes**

-  Black
-  Brushed Nickel
-  Champagne Bronze™
-  Polished Nickel



**ALSO IN THIS FAMILY**



55174BK



55174CPZ



55174NI



55174PN



55176BK



55176CPZ