



BEST CHOICE  
PRODUCTS



# INSTRUCTION MANUAL

---

## Modern Curved Futon

SKY8542 + SKY8543 + SKY8544 + SKY8545 + SKY8546 + SKY8547  
SKY8548 + SKY8549 + SKY8550 + SKY8551 + SKY8552 + SKY8553  
SKY8554 + SKY8555 + SKY8556 + SKY8557 + SKY8558



Parts are located in a  
compartment underneath  
the futon.

Make sure to remove all  
items before assembly.

[bestchoiceproducts.com](http://bestchoiceproducts.com)

## ! NOTICE

Please retain these instructions for future reference.

- Please do not exceed the weight limitations of this item.
- Do not stand on or jump on any part of this item.
- Firmly secure all bolts, screws and knobs before use.
- Reconfirm that all bolts, screws, and knobs are secure every 90 days.
- Do not use or store this item in the proximity of open flame or flammable/combustible chemicals.
- If any parts are missing, broken, damaged, or worn, stop using this product until repairs are made and/or factory replacement parts are installed.
- Do not use this item in a way inconsistent with the manufacturer's instructions as this could void the product warranty.
- This product is intended for residential use only.

## TOOLS REQUIRED



ALLEN WRENCH (x2)  
(PROVIDED)



500 LBS  
CAPACITY



1 PERSON  
ASSEMBLY



UP TO 15 MIN.  
ASSEMBLY

## HARDWARE

1 5/16" x 2"  
SCREWS



4 PCS


2 1" WASHER



4 PCS

## PARTS

A FUTON BASE



2 PCS

B LEG I



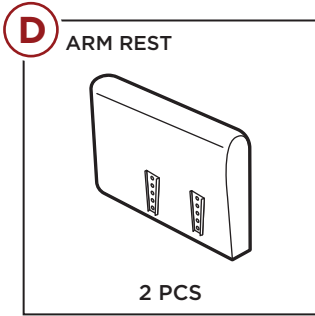
4 PCS

C CENTER LEG



2 PCS

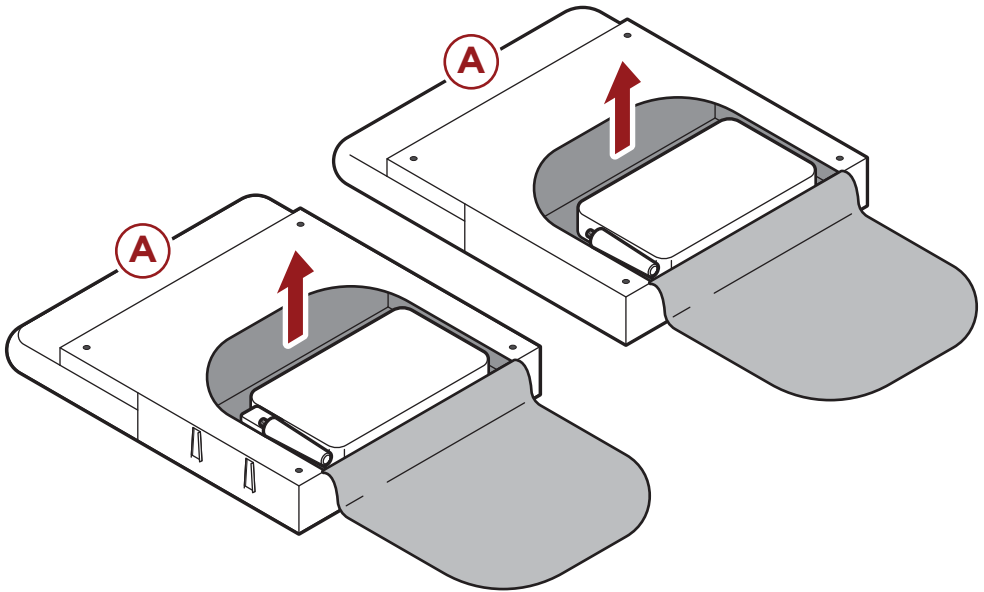
## PARTS



## PRODUCT ASSEMBLY

**1**

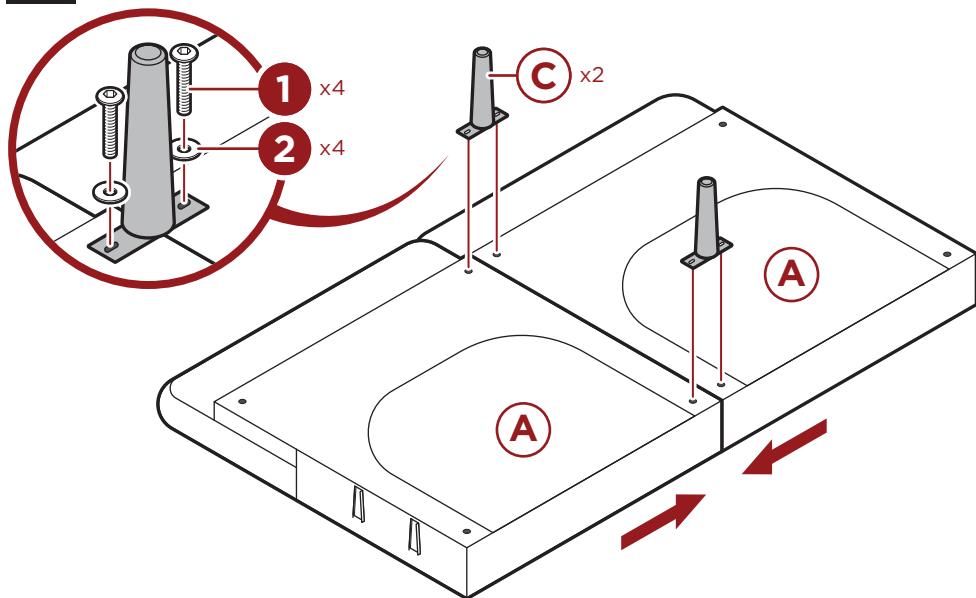
Remove the parts and hardware from the compartments on the bottom of the **part A** futons.



## PRODUCT ASSEMBLY

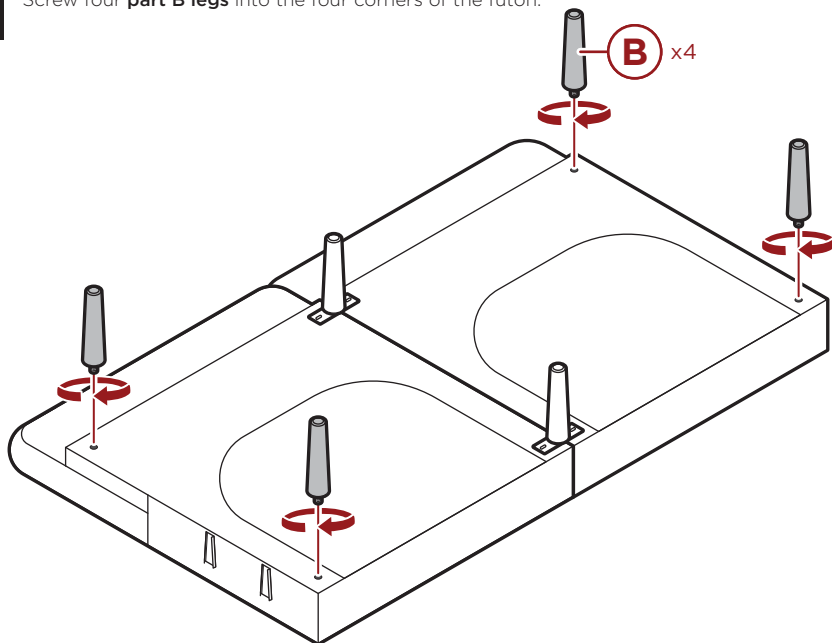
2

Slide the **part A futons** side by side, then attach the two **part C center legs** with four **part 1 screws** and four **part 2 washers**, two screws and two washers per leg.



3

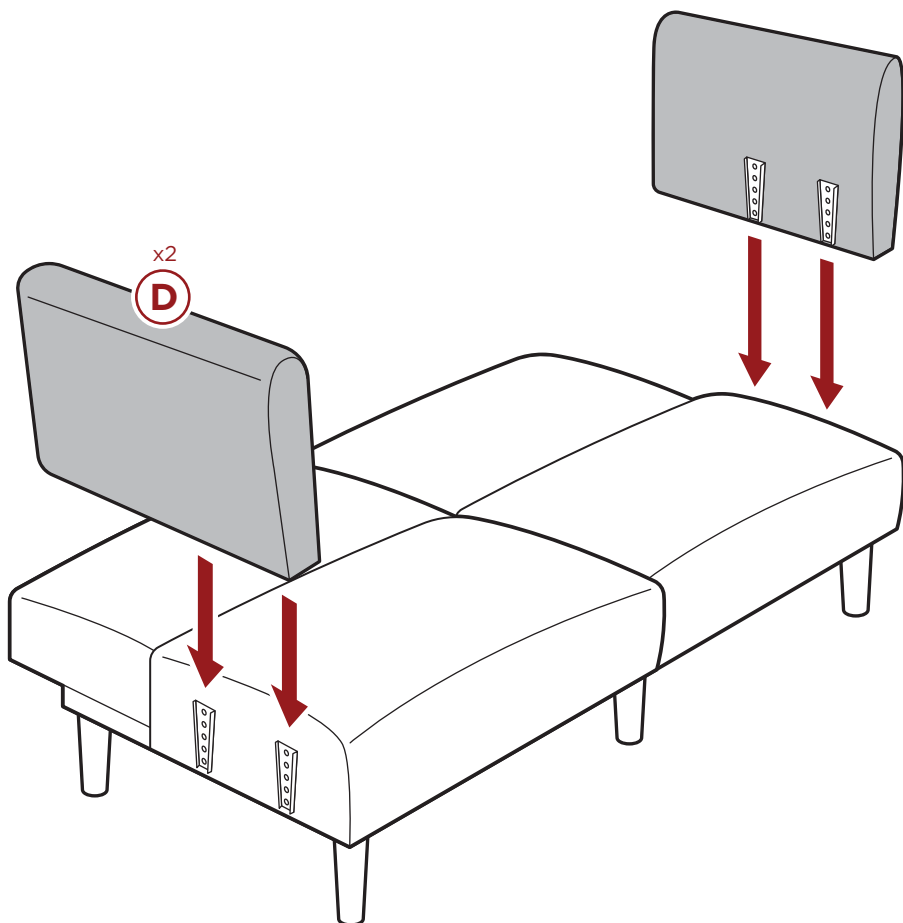
Screw four **part B legs** into the four corners of the futon.



## PRODUCT ASSEMBLY

4


Flip the futon upright, then slide the two **part D armrests** onto the brackets on the sides of the futon.



## PRODUCT ASSEMBLY

5

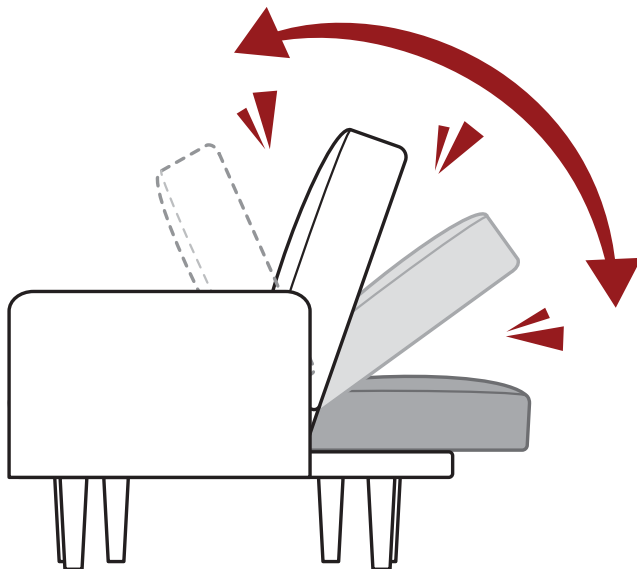
Guide the backrest to your desired position.



## ADJUSTING THE FUTON

The futon locks at three positions: upright, leaning back, and flat.

To adjust the position, bring the backrest all the way forward, then lean it back to your desired position.





# HELP CENTER



Question about your product? We're here to help. Visit us at:

[help.bestchoiceproducts.com](http://help.bestchoiceproducts.com)



Chat Support



Product Inquiry



Orders FAQ



Product Assembly



Returns & Refunds

## PRODUCT WARRANTY INFORMATION

All items can be returned for any reason within 60 days of the receipt and will receive a full refund as long as the item is returned in its original product packaging and all accessories from its original shipment are included. All returned items will receive a full refund back to the original payment method. All returned items will not be charged a re-stocking fee.

All returned items require an RA (Return Authorization) number, which can only be provided by a Best Choice Products Customer Service Representative when the return request is submitted. Items received without an RA may not be accepted or may increase your return processing time. Once an item has been received by Best Choice Products, refunds or replacements will be processed within 5 business days.

All returns must be shipped back to the Best Choice Products Return Center at the customer's expense. If the reason for return is a result of an error by Best Choice Products then Best Choice Products will provide a pre-paid shipping label via email. Boxes for return shipping will not be provided by Best Choice Products, and is the customer's responsibility to either use the original shipping boxes or purchase new boxes.

Pictures may be required for some returns to ensure an item is not damaged prior to its return. Items returned are not considered undamaged until they are received by Best Choice Products and verified as such. All damages to items are the customer's responsibility until the item has been received by and acknowledged by Best Choice Products as undamaged.

© Best Choice Products, Inc. All rights reserved. Distributed by Best Choice Products, Inc. Tustin, CA 92780

## WARNING

Manufacturer and seller expressly disclaim any and all liability for personal injury, property damage or loss, whether direct, indirect, or incidental, resulting from the incorrect attachment, improper use, inadequate maintenance, unapproved modification, or neglect of this product.