


# ROGAN BARN DOOR BAR CABINET

## ASSEMBLY INSTRUCTIONS

FIRSTIME & CO.<sup>®</sup>  
— AMERICAN DESIGNED —

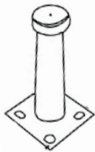
### PARTS

A



1 PC

B



4 PC

C



12 PC

D



12 PC

E



1 PC

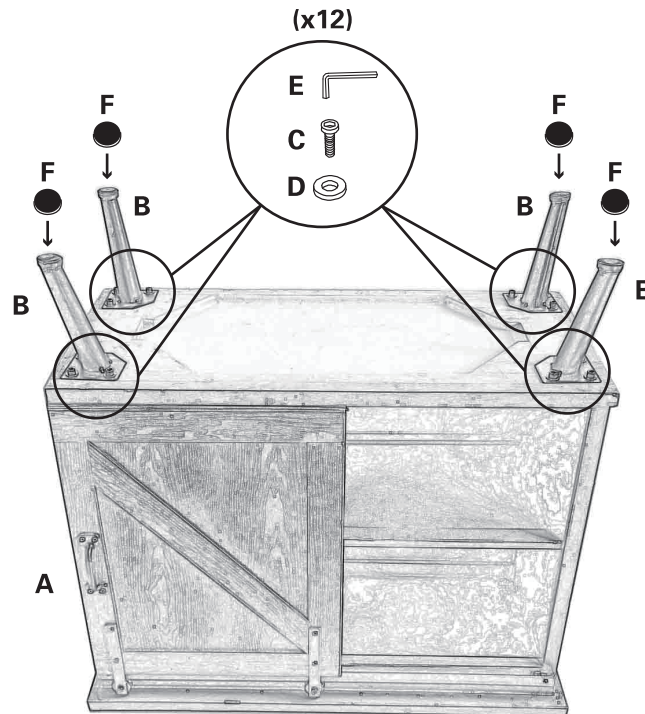
F



4 PC

### STEP 1

Attach legs (Bx4) to cabinet (A).  
Then attach pads (Fx4) to the bottom of each leg (B).



### FULLY ASSEMBLED

