



Certified
B Corporation
Learn more at
bcorp.com

The #1 Rated Brand in
Recycling & Waste Containers!



Innovative Designs Inspiring Change.

Renegade™ Series

Big, Beautiful and Sustainable

Product Data Sheet | Version 2.0

Patent Pending

Busch Systems International Inc.
81 Rawson Avenue, Barrie ON., Canada
1.800.565.9931
buschsystems.com



View the Renegade™ Series Online!





BIG, BEAUTIFUL AND SUSTAINABLE

This rugged, durable and high-capacity container is well suited for any outdoor environment. Being fabricated from 100% Post-Consumer Recycled content, you will be actively participating in the circular economy of sustainability. The Renegade's™ blow molded construction allows for quicker order processing and the opportunity for larger production runs, therefore getting the product to you faster!



Bodies and Lids are made from 100% post-consumer recycled content

POPULAR SKU'S



193417



193418




193419



193420

BUILD YOUR **RENEGADE™** STATION



ONE: THE BODY

- 50 gallons (blue or black)

TWO: THE LID

- See lid opening specifications for available openings

THREE: THE LABEL

- Choose from our stock options or customize your own!

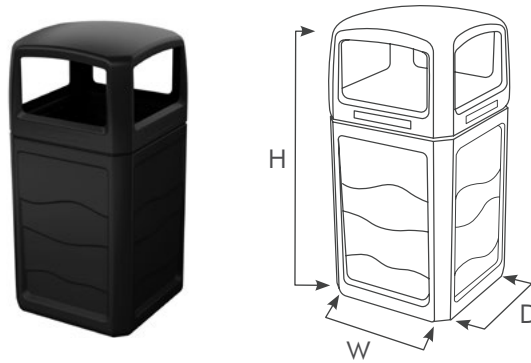
FOUR: OPTIONAL

- Front Body Signage
- Ground Mounting Kit
- Lid Tether
- Connector Kit



BODY SPECIFICATIONS

Below are the available station options for the Renegade™ Series. With this measurement guide you will ensure the Renegade™ Series container is the right size to fit your space. The measurement guide is the essence of various standard measuring methods. The Renegade™ Series blow-molded HDPE containers are available in a Single configuration. Talk to your dedicated Busch Systems® sales representative for more information on how to choose the right size container for your space.



Body Shape	Height	Width	Depth	Weight	Capacity
Standard	41.75"H (1060.45 mm)	20"W (508mm)	20"D (508mm)	13.5lbs (6.12kg)	50 gal

STOCK COLORS



Black



Blue

LID & OPENING SPECIFICATIONS

The chart below outlines the available Canopy Lid Opening Options for the Renegade™ Series Container as well as the associated opening dimensions. Be sure to run a preliminary audit of the popular materials that are discarded where your Renegade™ Series containers will be placed. The Renegade™ Series openings come standard as full, mixed and circle. Talk to your dedicated Busch Systems® sales representative for more information.

	Full	Mixed	Circle
Canopy Lid			
Opening Dimensions	13.875"W x 8.75"H	10.5"W x 2"H x 5"D (circle)	6" Diameter

STOCK LID COLORS



Black



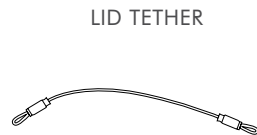
Blue

PRODUCT ACCESSORIES

If you're interested in maximizing the full potential of your Renegade™ Series containers, you can enhance the quality & performance and expand the possibilities with top quality accessories that will add functionality and convenience with ease. These product accessories are designed to help you get the most out of your recycling & waste management equipment. Busch Systems® offers a number of different accessories to add convenience and stability.

To add stability to your Renegade™ Series station, consider the Busch Systems® professional ground mounting kits that allow you to easily secure your station to an ideal location. Add the lid tether or the connector kit for extra security.

For maximum impact, add high-profile Body Signs to your Renegade™ Station to broadcast your organization's messaging and increase stream visibility.

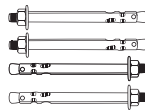


LID TETHER

TETHER*

*Additional hardware included.

GROUND MOUNTING KIT



SET OF 4 3" LAG BOLTS*

*Requires ratchet with 9/16" socket and drill with 1/2" masonry drill bit for assembly.

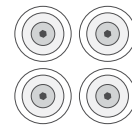
BODY SIGNS



16"W X 26.75" BODY SIGNS*

*Choose from stock artwork or customize your own design.
*Hardware included. Requires a Hex Allen Key for assembly.

CONNECTOR KIT



SET OF 4*

*Includes 4 Chicago bolts, 4 Chicago bases, 2 spacers. Requires a Hex Allen Key for assembly.

STOCK LABELS & BODY SIGNS

The Renegade™ Series labels and body signs come standard with a black background with white text for Waste and a blue background with white text for Recyclables. These premium labels and body signs are smooth and easy to apply. All labels can be customized to match your unique branding and stream requirements.

STOCK LABELS



193235



216907



193234



216904



216905



216906

STOCK BODY SIGNS



197067



197068

PLEASE NOTE: Because different computers, monitors, and printers render colors and textures differently, actual finishes may vary from those shown here.

IDEAL BAG SIZE

Renegade™ Series	50 Gallons
Ideal Bag Size (inches)	40 x 58

PLEASE NOTE: The Renegade™ container has bag holders that secures the bag inside the body and eliminates any overhang outside of the bin.

MATERIAL & CONSTRUCTION DETAILS

Not all recycling & waste receptacles are created equal. Our company policy is never to compromise on our workmanship or the quality material standards we've set. We only recommend and use quality first grade materials on our recycling & waste containers, and source these from OEM's at highly-competitive prices. Being a manufacturer that buys at high-quantities gives significant buying power with companies which in turn saves you money.

The design process, materials used, finishes and manufacturing standards all affect the final product. Every decision is vital to getting the most value for your investment. You deserve recycling & waste containers that meets your demands for quality and durability and will enhance your working environment for years to come.

Component	Material(s)	Construction
Bodies & Canopy Lids	PCR - HDPE	<ul style="list-style-type: none"> Bodies are blow-molded from 100% PCR HDPE
Rubber Ballast	Rubber	<ul style="list-style-type: none"> Molded from 100% Recycled Tire Rubber

ENVIRONMENTAL CONSIDERATIONS

- All Renegade™ Receptacles use a low energy, resource efficient manufacturing and curing process
- All Renegade™ Receptacle components disassemble at end of life and are fully recyclable
- Low maintenance and extremely long service life
- Manufactured in North America
- [Product Carbon Footprint Dashboard for 1 Unit Renegade™ Bin](#)

Configurations	Post-Industrial Recycled Content	Post-Consumer Recycled Content	Total Recycled Content	3rd Party Certifications
Renegade™	Contact us	Contact us	Contact us	-

Busch Systems® is dedicated to environmental responsibility. We maintain an Environmental Management System and are continually working to improve our impact through efficiency, material selection, vendor education, employee involvement, and an unwavering commitment to being a Certified B Corporation™. If you would like additional information on our product development process or if you don't see the information you need for your project on this page, please contact our Sustainability Team at sustainability@buschsystems.com.

California Proposition 65 (Prop 65), REACH (Registration, Evaluation, and Authorization of Chemical Substances – EC1907/2006)

This product series is compliant with both Prop 65 and REACH regulations. We have tested all materials and substances used in production to ensure they don't contain any harmful chemicals listed in these regulations. We prioritize product safety and have implemented strict quality control measures to ensure our products meet or exceed regulatory requirements. Customers can confidently use our product knowing it meets the highest safety standards.

LEAD TIME

Our standard lead times on the Renegade™ Series are 1-2 weeks for stock. Please inquire for large and/or custom orders. Please contact us to discuss your specific timing requirements.

PRICING AND ORDERING

Please contact us at **800.565.9931** or **sales@buschsystems.com**. At Busch Systems®, we design, manufacture and sell our products directly to you. Our sales team is available to assist you with questions about our products, requests for quotes, and orders. Vertical Managers are located across North America to assist with the front-end specification and quoting process, and our in-house Project Sales Coordinators follow your project through from the time you place an order to shipment.

TO ORDER PLEASE SPECIFY

Quantity and component colors. Talk to your dedicated Busch Systems® sales representative for more information. If you do not have a dedicated Sales Representative please contact us via our website at **buschsystems.com/contact-us/**

INSTALLATION

Busch Systems® Renegade™ Series containers are hassle-free when it comes to installation.

To install your Renegade™ Series containers:

1. Remove unit from pallet and place in desired location
2. (If applicable) Install accessories as purchased.
3. (Optional) If installing the Ground Mounting Kit, feed lag bolts through the predrill holes located internally on the bottom of the container.
4. Place Rubber Ballast in the bottom of the unit, ensuring that it lays flat.

CARE & MAINTENANCE

Advantages of Busch Systems® HDPE receptacles include:

- Great low temperature impact resistance and excellent chemical resistance
- Great high temperature impact resistance
- Lower stiffness rating which reduces the potential for stress cracking
- High strength-to-density ratio

Their appearance and lifespan will be greatly affected by their care. The frequency of cleaning required depends on the environment in which the containers are used. Outdoor containers will be subject to different environmental conditions than indoor units, i.e. sun, rain, wind, pollution, winter temperatures, and salt/sea air.

To avoid the accumulation of dirt and grime on your Busch Systems® products, and help prevent corrosion, we recommend that a mild detergent be used (not an abrasive), such as a pH-neutral liquid (hand dishwashing or hand car washing soaps, for example) diluted in warm water. Wipe with a clean wet cloth and towel dry. Any dirt adhering to the powder coating should be removed. In order to remove deposits such as salt or dust, use a soft brush (non-abrasive). If this is not sufficient to remove stubborn soiling, the following products have been tested for use:

- Ajax Cream
- Liquid Gumption
- Flash (in water)
- Ajax Liquid (in water)
- Cutting compound ('T. Cut')

Note: Always test soaps/cleaners on a hidden and/or small area beforehand

If solvents are absolutely needed to remove marks, a soft cloth dampened with white spirit may be used.

GENERAL CARE

- Clean with a power washer or light scrub brush (outdoor/municipal bins)
- Clean with a mild detergent and damp sponge or cloth (indoor bins)
- For soil and stain remover, cleaners like Fantastik, Armor All or Acetone can be tried
- UV safe cleaners **MUST** be used on all outdoor bins

THINGS TO AVOID

- Cleaners with chloride or bleach
- Strong Solvents
- Abrasive detergents
- Steel wool or Scouring pads

Contact Us Today for a Quote on Your Renegade™ Series Container!



www.buschsystems.com • 1.800.565.9931 • 81 Rawson Avenue, Barrie, Ontario, Canada L4N 6E5