










HEKMAN®

A HOWARD MILLER COMPANY

23360 DRESSER & 23367 MIRROR

HARDWARE LIST				
A	B	C	D	E
ALLEN BOLT M6 X 40 (4 PCS.)	ALLEN BOLT M6 X 45 (4 PCS.)	FLAT W. M6 PCS.	LOCK W. M6 PCS.	ALLEN KEY M4 FOR ALLEN BOLT 1 PC.
	 <small>INSTALLED TO DRESSER (2 PCS)</small>			



PART INSIDE		
1	2	3
DRESSER (1 Pc)	MIRROR (Not Included)	SUPPORT MIRROR (2 Pcs)
		

Assembly Instruction

STEP 1.

ALIGN AND HAND TIGHTEN MIRROR SUPPORT TO BACK OF DRESSER USING BOLT, SPING WASHER AND FLAT WASHER.

PLACE MIRROR ON TOP OF DRESSER AND ALIGN WITH SUPPORT HAND TIGHTEN TO MIRROR SUPPORT USING A BOLT, SPING WASHER AND FLAT WASHER. TIGHTEN ALL BOLTS WITH ALLEN WRENCH.

