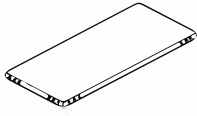


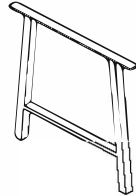
ASSEMBLY INSTRUCTION

COUNTER HEIGHT TABLE WITH METAL BASE

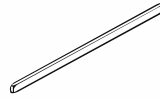
A Table Top **B** Side Frame Leg **C** Stretcher **D** Wine Cup Rack **E** Wine Bottle Rack



1 pc



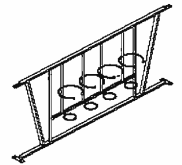
2 pcs



2 pcs



3 pcs



1 pc

F Bolt
1/4x50mm



8 pcs

G Bolt
1/4x15mm



11 pcs

H Bolt
1/4x30mm



4 pcs

I Screw
4x15mm



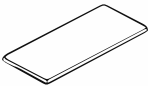
4 pcs

J Allen Wrench
4mm



1 pc

K Glass
1194x508x8mm



1 pc

L Spring Washer
Dia.10x1mm

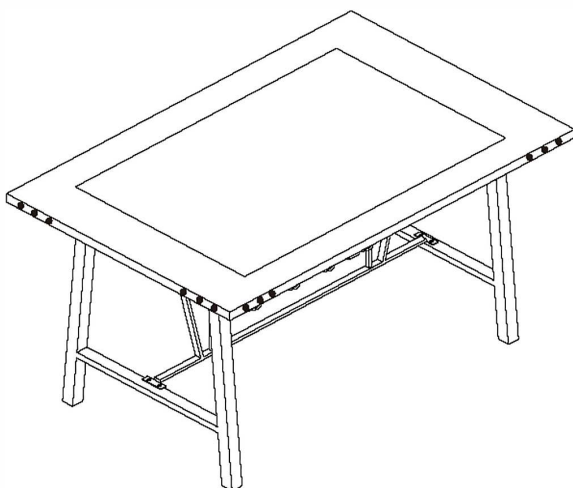


23 pcs

M Flat Washer
Dia.15x1mm

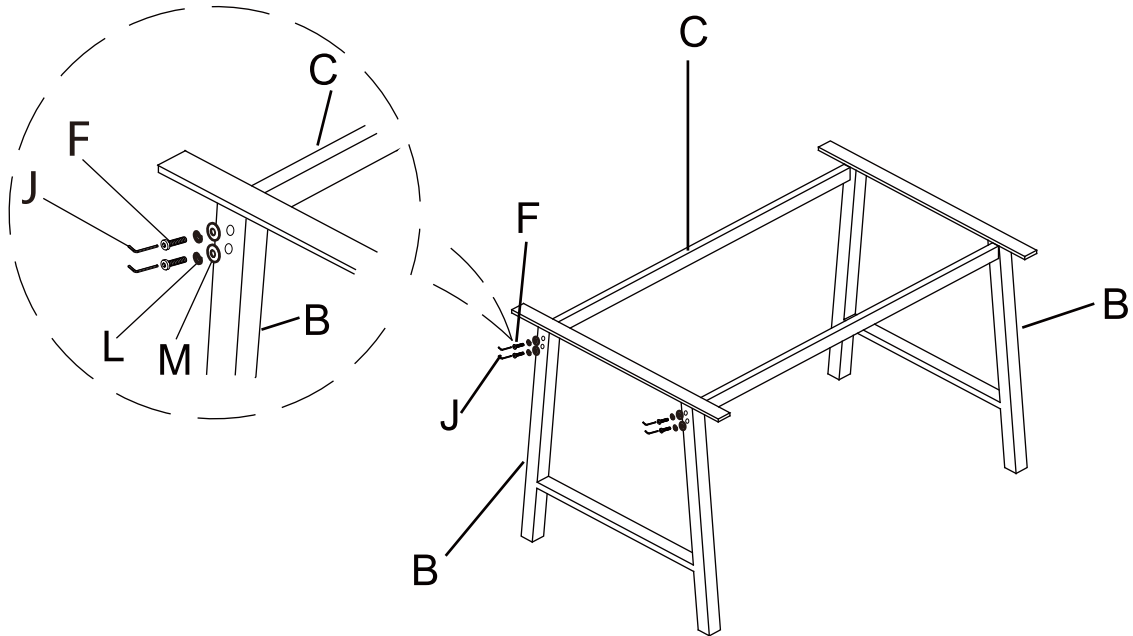


23 pcs

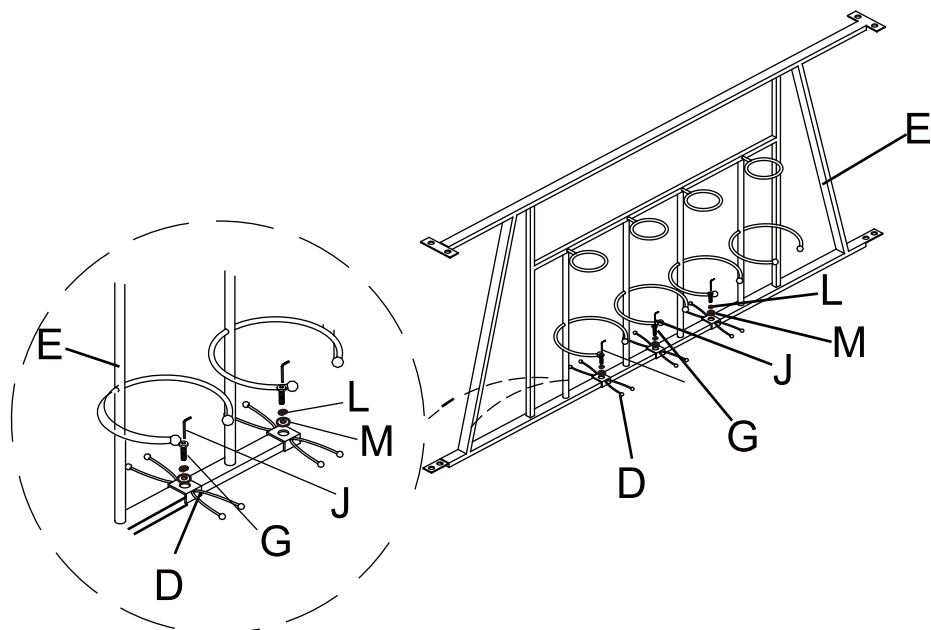


This page lists all the contents included in the box. Please take the time to identify the hardware as well as the individual components to this product. As you unpack and prepare for assembly, place the contents on a carpeted or padded area to protect them from damage.

- 1** ATTACHED THE STRETCHER (C) TO THE SIDE FRAME LEGS (B), USE BOLT (F) THROUGH FLAT WASHER (M) AND SPRING WASHER (L) ON HOLES OF SIDE FRAME LEGS (B), TURN THE ALLEN WRENCH (J) IN BOLT (F).

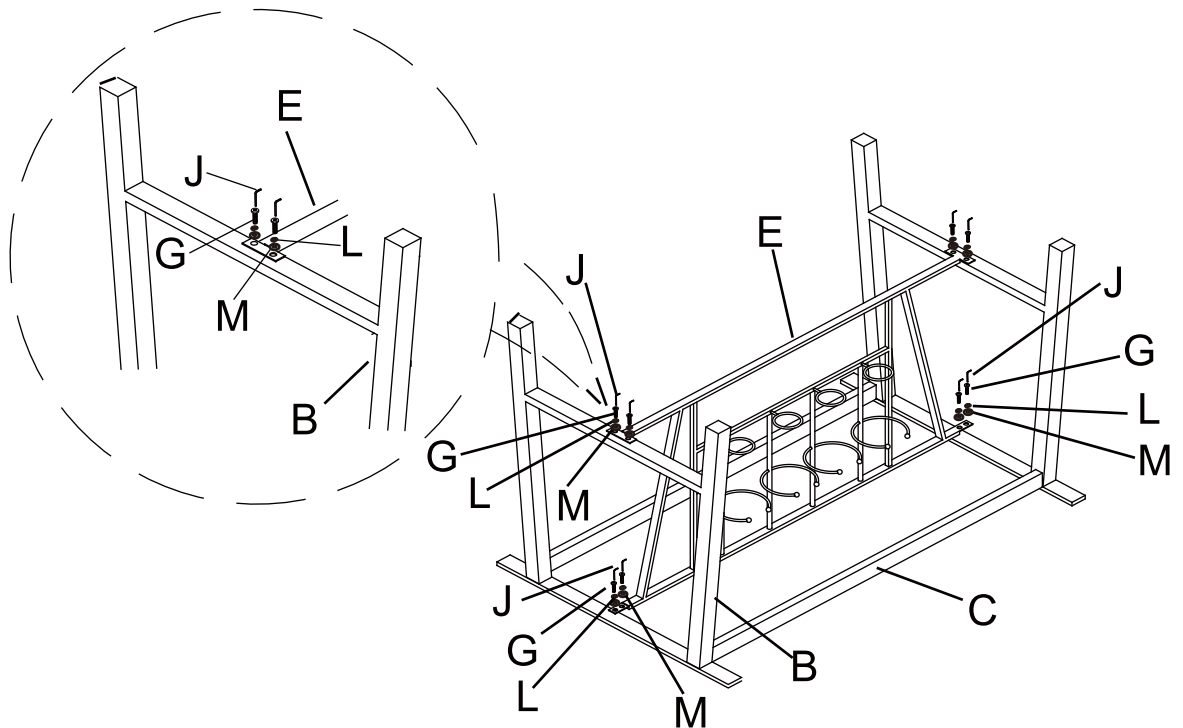


- 2** ATTACHED THE WIND CUP RACK (D) TO WINE BOTTLE RACK (E), USE BOLT (G) THROUGH FLAT WASHER (M) AND SPRING WASHER (L) ON HOLES OF WINE BOTTLE RACK (E), TURN THE ALLEN WRENCH (J) IN BOLT (G).

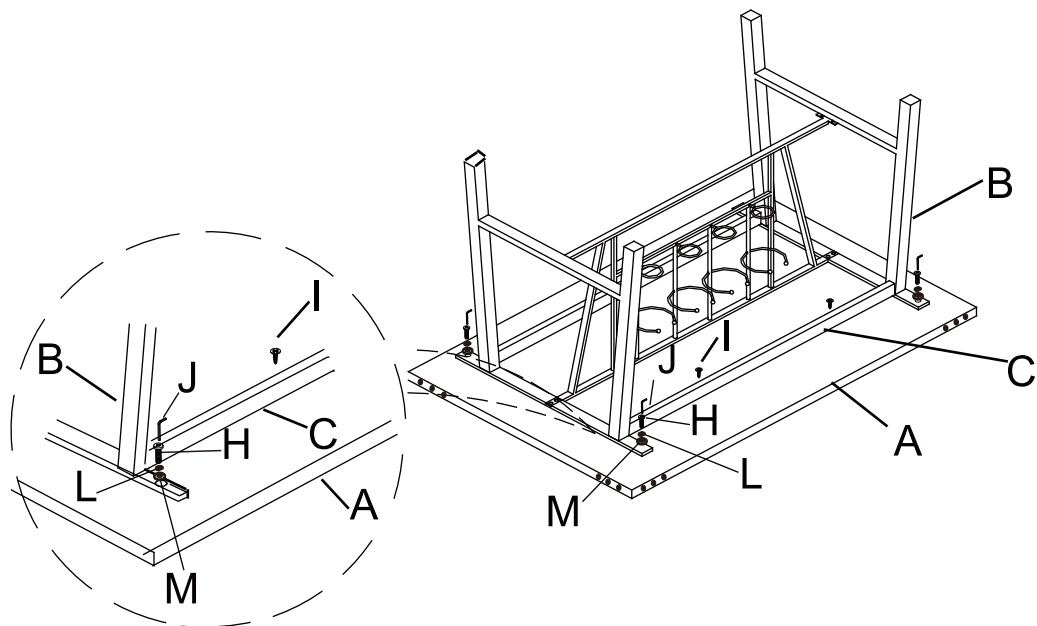


3

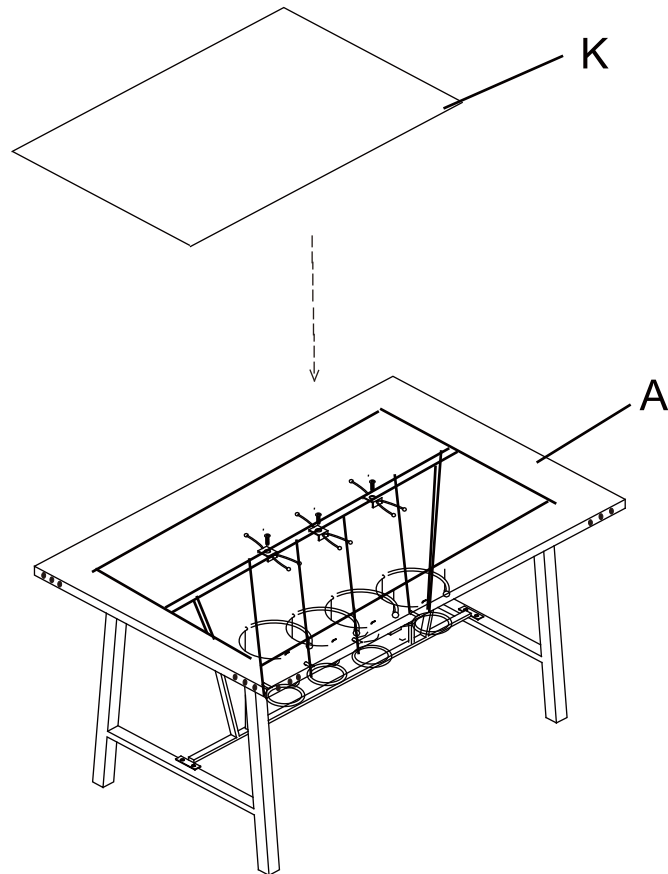
ATTACHED THE WINE BOTTLE RACK (E) TO THE SIDE FRAME LEGS (B), USE BOLT (G) THROUGH FLAT WASHER (M) AND SPRING WASHER (L) ON HOLES OF WINE BOTTLE RACK (E), TURN THE ALLEN WRENCH (J) IN BOLT (G).

**4**

ASSEMBLED SIDE FRAME LEG (B) ON THE BACK OF TABLE TOP (A), USE THE BOLT (H) THROUGH FLAT WASHER (M) AND SPRING WASHER (L) AND SCREW (I) ON THE HOLES OF THE SIDE FRAME LEG (B), TURN THE ALLEN WRENCH (J) IN BOLT (H).



5 PUT THE GLASS (K) TO THE TABLE TOP (A), COMPLETE ASSEMBLY.



Cleaning & Care

Treat surface with care. Surface is resistant to scratches but is not scratch resistant. Clean surfaces with a dry or damp soft cloth. Do not use abrasive cleaners. Hardware may loosen over time. Periodically check that all connections are tight.