


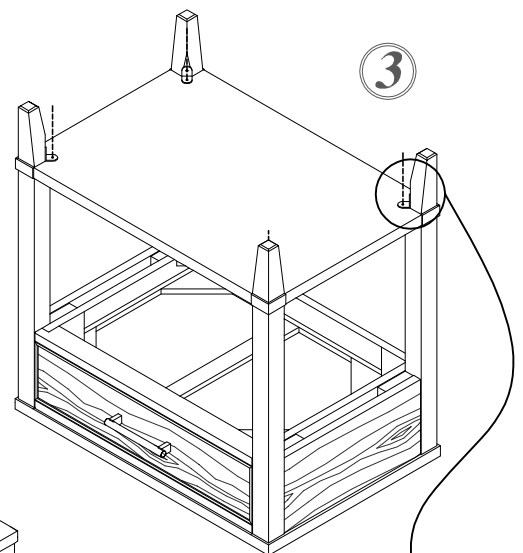
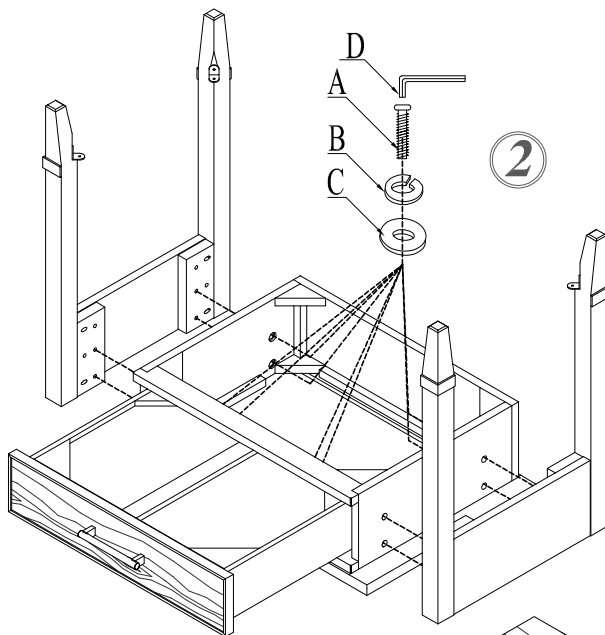
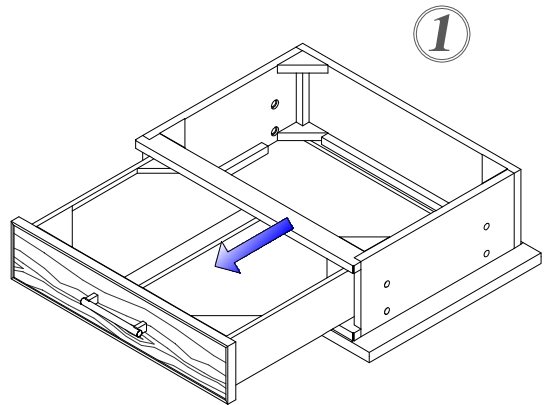
# HEKMAN

A HOWARD MILLER COMPANY

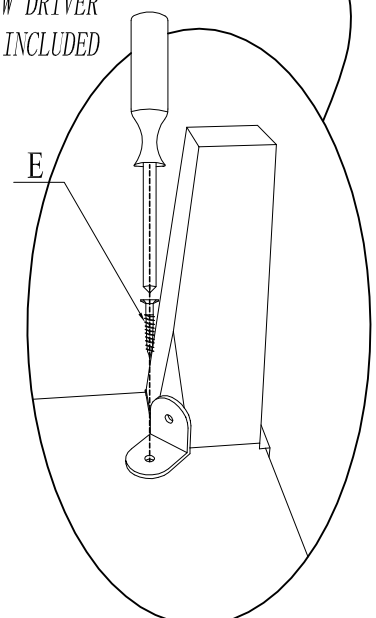
## ASSEMBLY INSTRUCTIONS

### 25863- Single Drawer Night Stand

NO.	Hardware List		Q'ty
A		Bolt M6 * 40mm L	8
B		Spring Washer M6	8
C		Flat Washer M6	8
D		Wrench L 4	1
E		Screw 6 * 5/8"	4



\* SCREW DRIVER  
NOT INCLUDED



PLACE THE TABLE UPSIDE DOWN ON SOFT AND CLEAN SURFACE TO PREVENT SCRATCHING

1. PULL OUT THE DRAWER
2. ASSEMBLE THE END ASSEMBLIES TO THE TABLE TOP USING BOLT (A), SPRING WASHER (B), AND FLAT WASHER (C) TIGHTEN WITH WRENCH (D)
3. SECURE THE BOTTOM SHELF USING SCREW (E)
4. SET THE TABLE UPRIGHT, ASSEMBLY COMPLETE

MADE IN INDONESIA