


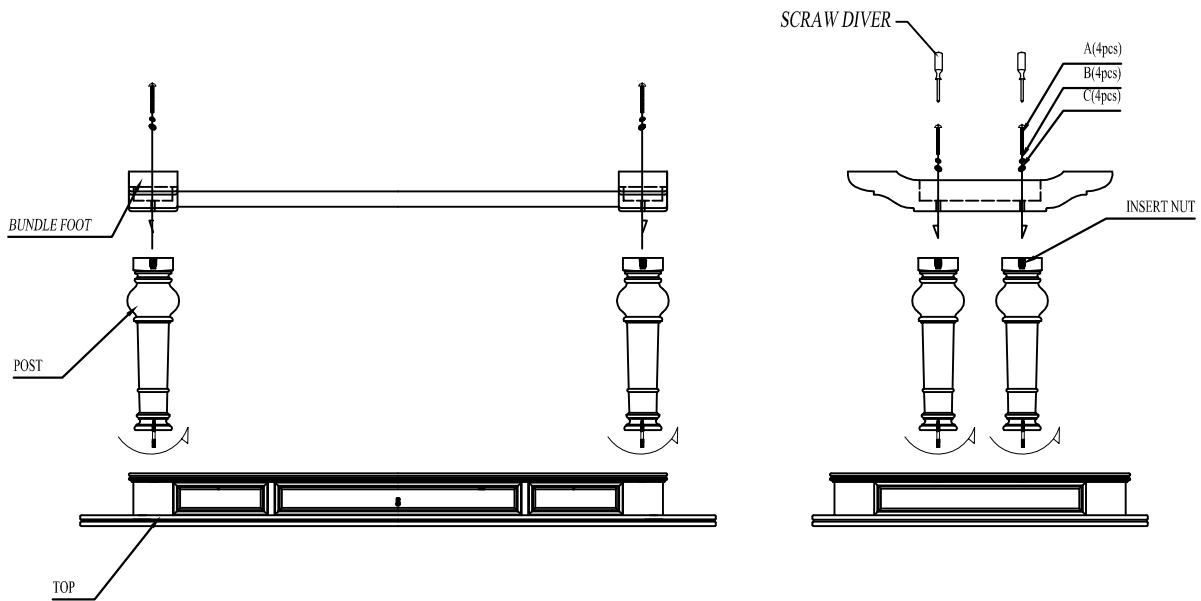
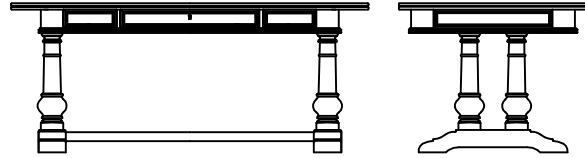


7-2340

TRESTLE DESK

| NO. | Hardware List | Q'ty |
|-----|---|------|
| A |  Bolt (5/16" * 3-5/32")L | 4 |
| B |  Lock Washer 5/16"Dia | 4 |
| C |  Flat Washer 5/16" Dia | 4 |

Note: Tools required screw driver



ASSEMBLY INSTRUCTION

- 1.PLACE THE TOP UPSIDE DOWN ON SOFT SURFACE TO PREVENT DAMAGE.
- 2.ROTATE POST TO BE TIGHTENED.
- 3.CAREFULLY TURN THE UNIT UPRIGHT.