



RISE BOOSTER SEAT

40–100 lb (18.1–45.4 kg) and 43.4–57 in. (110.1–144.8 cm)

KEEP INSTRUCTIONS FOR FUTURE USE.

Read all instructions BEFORE USING this car seat.

⚠ Failure to follow the warnings on the labels and in the instruction manual can result in serious injury or death to your child. Serious injury may include paralysis and/or permanent brain injury.

Booster Seat Use

⚠ WARNING

NEVER take your child out of the booster seat while the vehicle is moving.
NEVER leave child unattended.

Placing your child in a hot booster seat may result in burns.

DO NOT use a booster seat with damaged or missing parts.

DO NOT substitute parts or try to modify the booster seat in any way.

DO NOT use any booster seat accessory except those approved by Dorel Juvenile Group.

NEVER allow any child to play with this booster seat; it is not a toy.

DO NOT remove or cover up any of the warning labels or other labels on the booster seat.

This child restraint has been certified for use in passenger vehicles.

DO NOT use in a boat, on a motorcycle, or in a cargo van or bus where there are no seat belts or tether anchors.

Read all instructions for additional warnings.

Vehicle Seating Position

⚠ WARNING



Check the vehicle owner's manual for more information about air bag/booster seat use.

Use the booster seat only on vehicle seats that face forward.



DO NOT use on seats that face the sides or rear of the vehicle.

For vehicles without a back seat, refer to your vehicle owner's manual.



According to accident statistics, children are safer when properly restrained in the rear seating positions than in the front seating positions.

Rear seating positions are statistically safer, whether you have air bags, advanced air bags, or no air bags at all.

Some vehicles do not have a seating position that can be used safely with this booster seat. If you are not sure where to place the booster seat in your vehicle, consult your vehicle owner's manual, contact Dorel Juvenile Group Consumer Care Department, or visit your local Child Passenger Inspection Station. Go to <https://www.nhtsa.gov/vehicle-safety/car-seats-and-booster-seats> to find your closest station.

Installation in Vehicle

To avoid your child being seriously burned, take the following precautions:

- Park in the shade or where sun does not directly hit the booster seat.
- Cover the car seat with a sheet or blanket when not in use.
- Check for hot seat and buckles before placing child in car seat.

⚠ WARNING

Check the vehicle belt before each use. Use only if the belt can be tightened properly and securely. Even when unoccupied, this booster seat **MUST** be firmly secured to the vehicle with the vehicle safety belt.

In a crash or sudden stop, an unsecured booster seat could injure occupants.

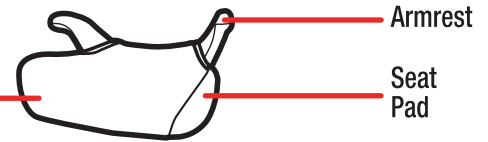
Replacement and Expiration

On the bottom of the booster seat there is a date of manufacture label. **DO NOT USE** this booster seat more than 10 years after the date of manufacture. **DO NOT USE** a booster seat that has been in a crash. You **MUST** get a new booster seat.

©2025 Dorel Juvenile Group, Inc. (800) 544-1108 www.coscokids.com. Styles and colors may vary. Los estilos y los colores pueden variar. Made in USA from American and imported parts (including seat pad). Hecho en EE.UU. a partir de piezas americanas e importadas (incluyendo la almohadilla del asiento). Distributed by (distribuido por) Dorel Juvenile Group, Inc., 2525 State St., Columbus, IN 47201-7494. Dorel Juvenile Canada, 2233 Argenta Road, Suite 110, Mississauga, ON L5N 2X7. Representante exclusivo en Chile: DOREL JUVENILE CHILE S.A. Av. del Parque 4161, oficina 602 A, Huechuraba, Santiago, Chile - Fono: 56 2 24971500 www.infanti.cl - www.dorel.cl. Importado y distribuido en Perú por: COMEXA COMERCIALIZADORA EXTRANJERA S.A. SUCURSAL DEL PERÚ - Los Libertadores 455, San Isidro, Lima 27, Lima, Perú RUC 20431062870 - Fono: 4413029 - www.infanti.com.pe. En Centro América, Caribe y Ecuador por: Best Brands Group S.A. - Av. Balboa, Bay Mail Plaza, Planta Baja, local 9, Panamá. - Fono: (507) 300 2884. En Colombia por: Baby Universe S.A.S. - Vía 40 No. 77-29, Barranquilla, Colombia - Fono: (575) 353 1110 Importador: DJGM, S.A. DE C.V. Gabriel Mancera No. 1041 Col. Del Valle, Benito Juárez C.P. 03100 México, Ciudad de México R.F.C. DJG140305GN9 Tel. (55) 6719920 4358-8748 08.08.25



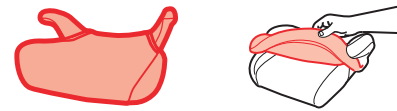
Instruction Manual Storage*
(under seat pad)



Before You Begin

*After reading the instructions and warnings, fold and store the instruction sheet under the seat pad in the designated storage location as described in the Folding the Instruction Sheet for Storage section on the other side of this manual. For replacement parts, please call the Consumer Care Department at 1-800-544-1108.

Removing the Seat Pad for Cleaning



Fold Line

Starting from the front, pull the seat pad off the shell and over the armrests.

⚠ WARNING

DO NOT use this booster seat without the seat pad. Failure to do this can result in serious injury. Serious injury may include paralysis and/or permanent brain injury.

Cleaning the Seat Pad

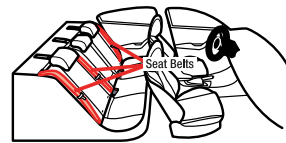
Machine wash separately with cold water on a gentle cycle. Tumble dry separately for 10–12 minutes on low heat. Remove immediately. **DO NOT** use bleach or use other harsh cleaners. **DO NOT** dry clean.

Installing the Seat Pad

Slip the seat pad over the armrests and around the back of the booster seat. Pull the seat pad over the front of the booster seat.

Understanding Your Vehicle

Your vehicle's features may be considerably different than those pictured here. Consult your vehicle owner's manual to help identify your vehicle's specific features and locations.



Knowing Your Vehicle Belts

Not all vehicle belts and seating positions will work with this booster seat. You **MUST** review your vehicle owner's manual for vehicle seat belt use with booster seats.



NEVER use the following with this booster seat:

- Lap only seat belts
- Inflatable seat belts



This restraint is not certified for aircraft use, because aircraft seats do not have shoulder belts.

Registration and Safety Notices

Please complete the postage-paid registration card that came with your booster seat, and send it to us. Child restraints could be recalled for safety reasons. You must register this restraint to be reached in a recall. Send your name, address, email address if available, and the restraint's model number and manufacturing date to:

Dorel Juvenile Group, Inc.
Consumer Care Department
P.O. Box 2609, Columbus, IN 47202
or call 1-800-544-1108 or register online at www.djgusa.com/registration/car-seat/us. For recall information, call the U.S. Government's Vehicle Safety Hotline at 1-888-327-4236 (TTY: 1-800-424-9153), or go to www.NHTSA.gov.



**40–100 lb (18.1–45.4 kg) and
43.4–57 in. (110.1–144.8 cm)**



Lap/Shoulder Belt

Children can only use a belt-positioning booster car seat once they outgrow forward-facing harness weight or height limits. Children must use the belt-positioning booster mode until the vehicle's lap and shoulder seat belt fit them properly without the belt-positioning booster.

In this car seat, your child can remain in the Booster Seat until they fit the vehicle's lap and shoulder seat belt properly without a Booster Seat **OR** outgrow any one of the following:

- Weight Limit: 100 lb (45.4 kg); **OR**
- Height Limit: 57 in. (144.8 cm)

DO NOT use the booster seat if your child's head is less than 5 in. (12.7 cm) below the roof of the car. Consult your vehicle manual for proper seatbelt usage.



⚠ WARNING



DO NOT use this booster seat if the top of your child's ears are above the top of the vehicle seat back or headrest. Warning! Use only the vehicle's lap and shoulder belt system when restraining the child in this booster seat.

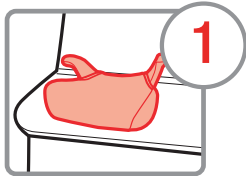


DO NOT use only the lap belt. The shoulder belt **MUST** always be adjusted snugly across the child's chest. **NEVER** place the shoulder belt under the child's arms.

Failure to follow these warnings can result in serious injury or death to your child. Serious injury may include paralysis and/or permanent brain injury.

By the nature of the design, backless booster car seats do not have a back or headrest. These types of booster car seats help position the vehicle belt across the body. Any additional protection of the body or head is dependent on the protection systems of your vehicle.

Please consider this when choosing where this booster will be used in your vehicle and always consult your vehicle owner's manual.



Center Booster Seat in Chosen Seating Position

The vehicle seat back **MUST** be upright. The back of the booster seat should be flat against the vehicle seat back.



Place Child in Booster Seat

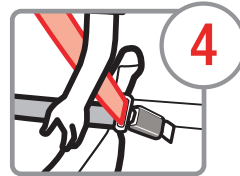
Child should sit with their back flat against the vehicle seat and bottom flat against the seat.



Position Lap Belt on Child

Route the lap portion of the lap/shoulder belt under both armrests.

The lap belt should lay snugly across the child's upper thighs and hips, not the child's stomach.



Buckle Lap and Shoulder Belt

The shoulder belt **MUST GO UNDER** the armrest on the vehicle buckle side.

Buckle the vehicle belt.



Position Shoulder Belt on Child

The shoulder belt should lay snugly across the center of the child's shoulders and across the chest (not on the face or neck).

Check periodically to ensure you child has not moved out of position and loosened the shoulder belt.

Folding the Instruction Sheet for Storage



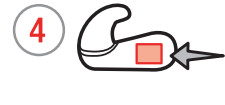
With this side of instruction sheet facing you, fold in half lengthwise.



Fold the bottom up to meet the fold line.



Fold the top down to meet the bottom.



Store under the seat pad.

Dorel Juvenile Group Information

Thank you for choosing this booster seat. The DJG family is committed to creating child restraints with the most comfort and convenience available today. Remember, parents are a child's first teachers and examples. If you always buckle your seat belt, your child will think it is the natural thing to do. Make it a firm rule that the vehicle does not go until everyone is buckled up. Make no exceptions.

No one can predict if use of a child restraint will prevent injury or death in a particular crash. However, when combined with careful driving, proper use of a child restraint can lower a child's risk of injury or death in most crashes. Your child's safety is worth the time it will take to read and follow these instructions. After reading, if you still have questions or have any concerns with this booster seat, please contact our Consumer Care Department at:

Website: coscokids.com

Telephone: 1-800-544-1108
M–TH from 8 A.M. to 6 P.M. EST
FRI from 8 A.M. to 4:30 P.M. EST

Mailing Address:

Dorel Juvenile Group
Consumer Care Dept.
P.O. Box 2609
Columbus, IN 47202

Warranty

Dorel Juvenile Group, Inc. (DJG) warrants this product to the original retail purchaser as follows:

This product is warranted against defective materials or workmanship for one year from the date of original purchase.

An original receipt is required to validate your warranty. DJG will, at its option, provide replacement parts or replace this product. DJG reserves the right to substitute if the part or model has been discontinued.

To make a claim under this warranty, please contact our Consumer Care Department by phone: 1-800-544-1108 or text: 1-812-652-2525. Our hours of operation are from 8:00 a.m. to 6:00 p.m. EST Monday through Thursday and from 8:00 a.m. to 4:30 p.m. on Friday.

Proof of purchase is required and shipping charges are the responsibility of the consumer.

Warranty Limitations

This warranty does not include damages which arise from misuse or abuse of this product.

Limitation of Damages

The warranty and remedies as set forth are exclusive and in lieu of all others, oral or written, expressed or implied.

In no event will DJG or the dealer selling this product be liable to you for any damages, including incidental or consequential damages, arising out of the use or inability to use this product.

Limitation of warranties and other warranty terms and state law rights:

Any implied warranties, including implied warranties of the merchantability and fitness for a particular purpose, shall be limited to the duration and terms of the express written warranty. Some states do not allow limitations as to how long an implied warranty lasts or the exclusion or limitation of incidental or consequential damages, so the above limitations may not apply to you.

This warranty gives you specific legal rights, and you may have other rights, which vary from state to state. Neither DJG nor the dealer selling this product authorized any person to create for it any other warranty, obligation, or liability in connection with this product.