



bestchoiceproducts



# INSTRUCTION MANUAL

---

Folding Utility Wagon  
with Canopy



bestchoiceproducts

---

As shoppers, we're always trying to find the perfect balance between quality & value. At BCP, we believe we've achieved that. Our diverse catalog of everyday essentials is tailored especially to our customers & guaranteed to hit that sweet spot of high quality & low price.

— Always. —

## ! NOTICE

Please retain these instructions for future reference.

- Please do not exceed the weight limitations of this item.
- Do not stand on or use any part of this item as a step ladder.
- Firmly secure all bolts, screws and knobs before use.
- Reconfirm that all bolts, screws, and knobs are secure every 90 days.
- Fasten hardware loosely during initial assembly. Do not firmly tighten the hardware until the item is completely assembled.
- Be aware that some parts are heavy and have sharp edges.
- If any parts are missing, broken, damaged, or worn, stop using this product until repairs are made and/or factory replacement parts are installed.
- Do not use this item in a way inconsistent with the manufacturer's instructions as this could void the product warranty.

## TOOLS REQUIRED



PHILLIPS  
SCREWDRIVER



150 LBS  
CAPACITY



1 PERSON  
ASSEMBLY



UP TO 20 MIN.  
ASSEMBLY

## HARDWARE

1

BOLT



16 PCS

2

CAP NUT



16 PCS

## PARTS

A

WAGON



1 PC

B

WHEEL



4 PCS

C

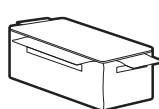
BAG FRAME



1 PC

D

BAG



1 PC

E

CANOPY POLE



4 PCS

F

CANOPY



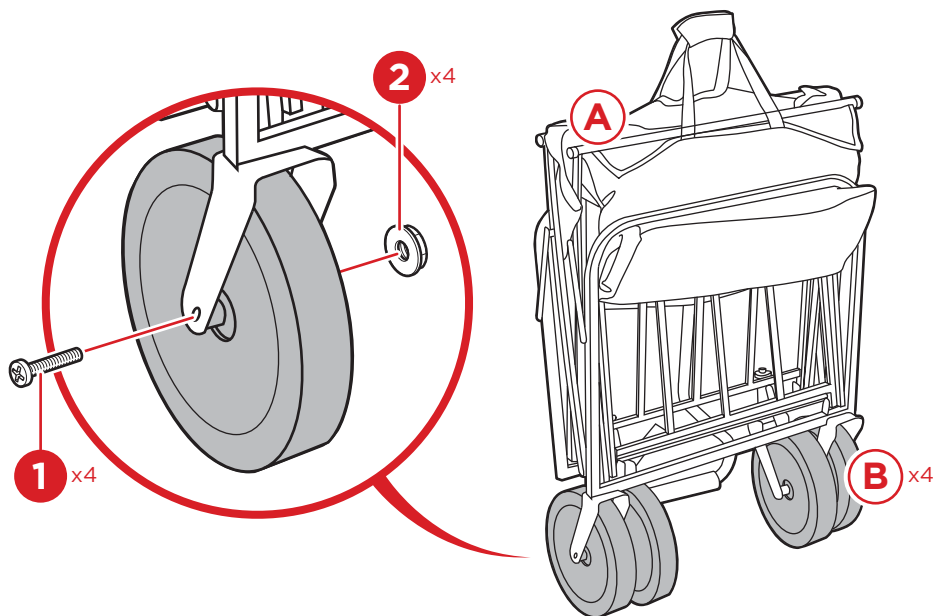
1 PC

## PRODUCT ASSEMBLY

1

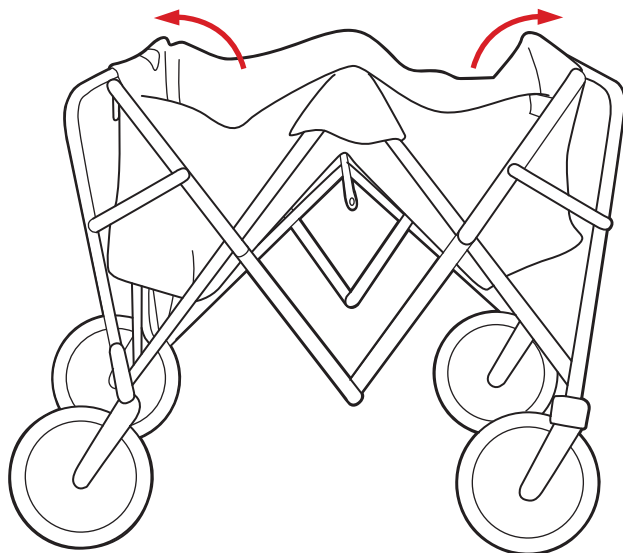
Attach four part B wheels with four part 1 bolts and four part 2 cap nuts, one nut/bolt per wheel.

**NOTE:** Do not overtighten bolts; otherwise wheels may not turn.



2

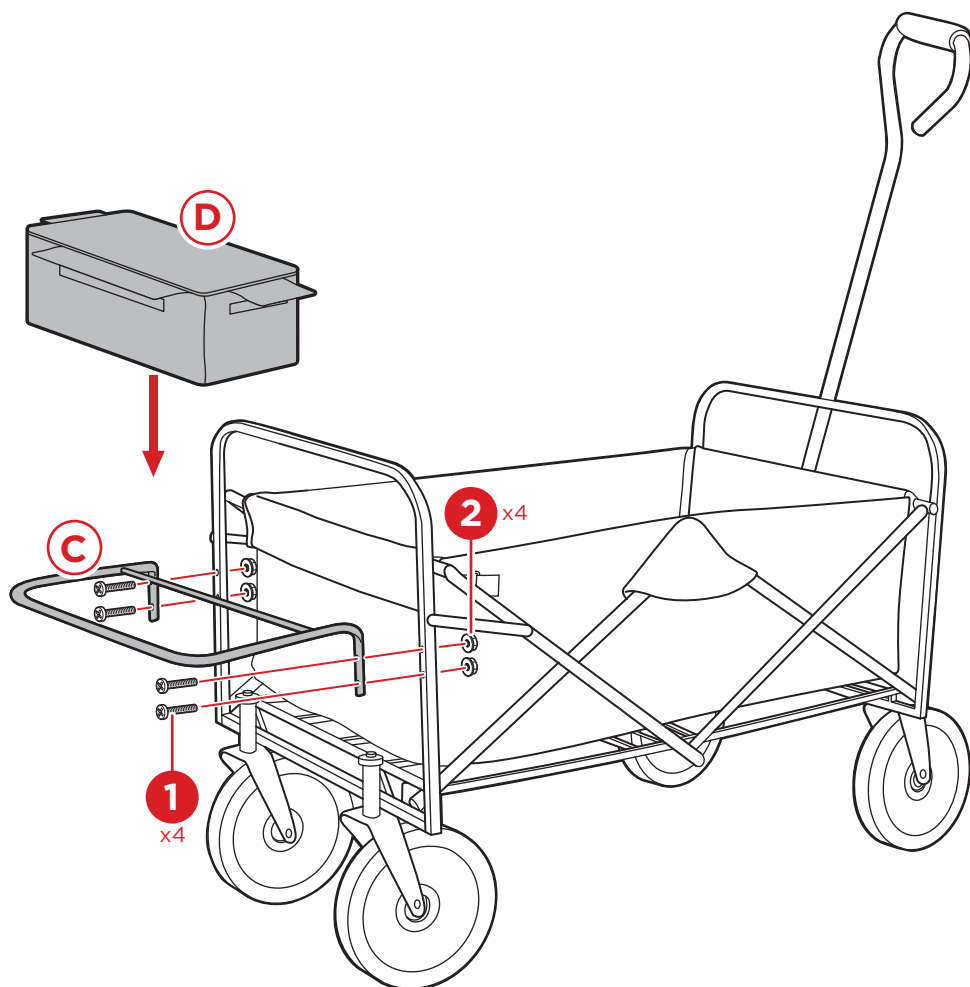
Unfold the wagon. Press down firmly on the sides to lock the frame in place.



## PRODUCT ASSEMBLY

3

Attach the part C bag frame with four part 1 bolts and four part 2 cap nuts. Secure the part D bag to the frame with the attached Velcro flaps.

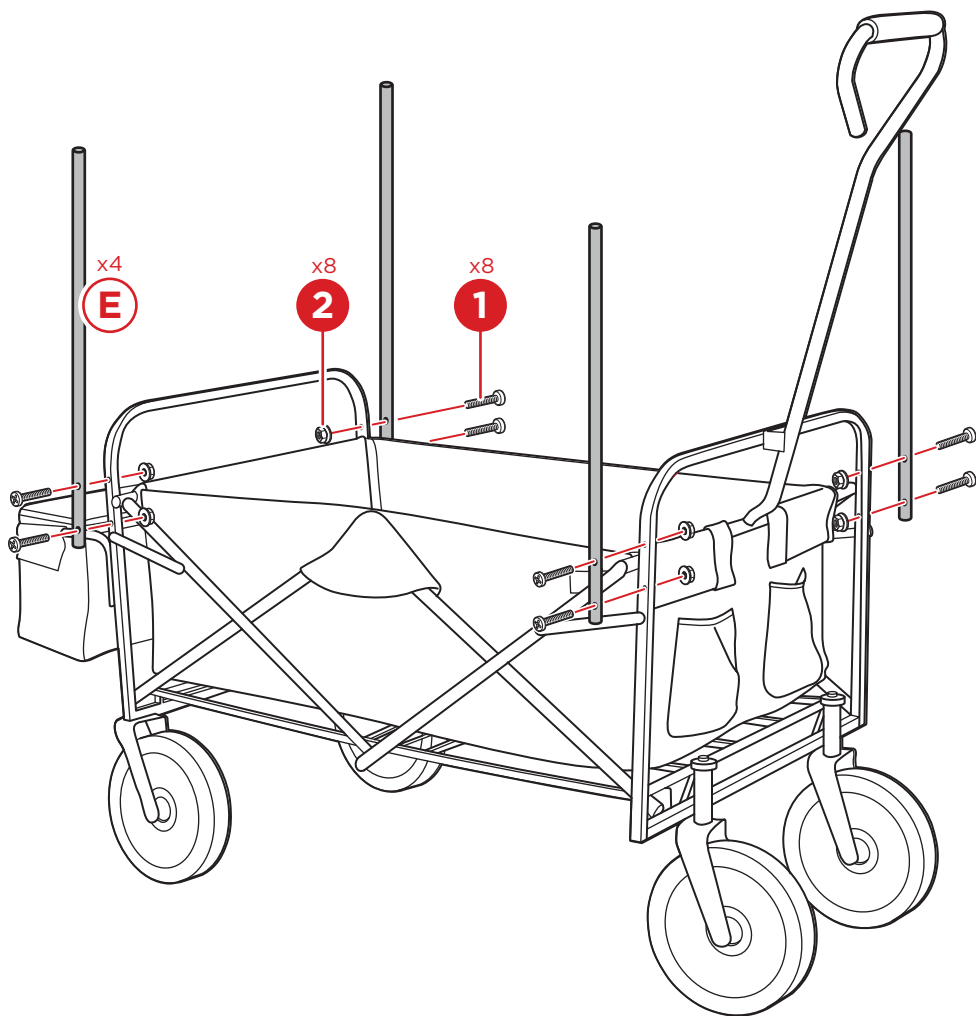


Place the handle in the slot on the front of the wagon to lock it in the upright position.

## PRODUCT ASSEMBLY

4

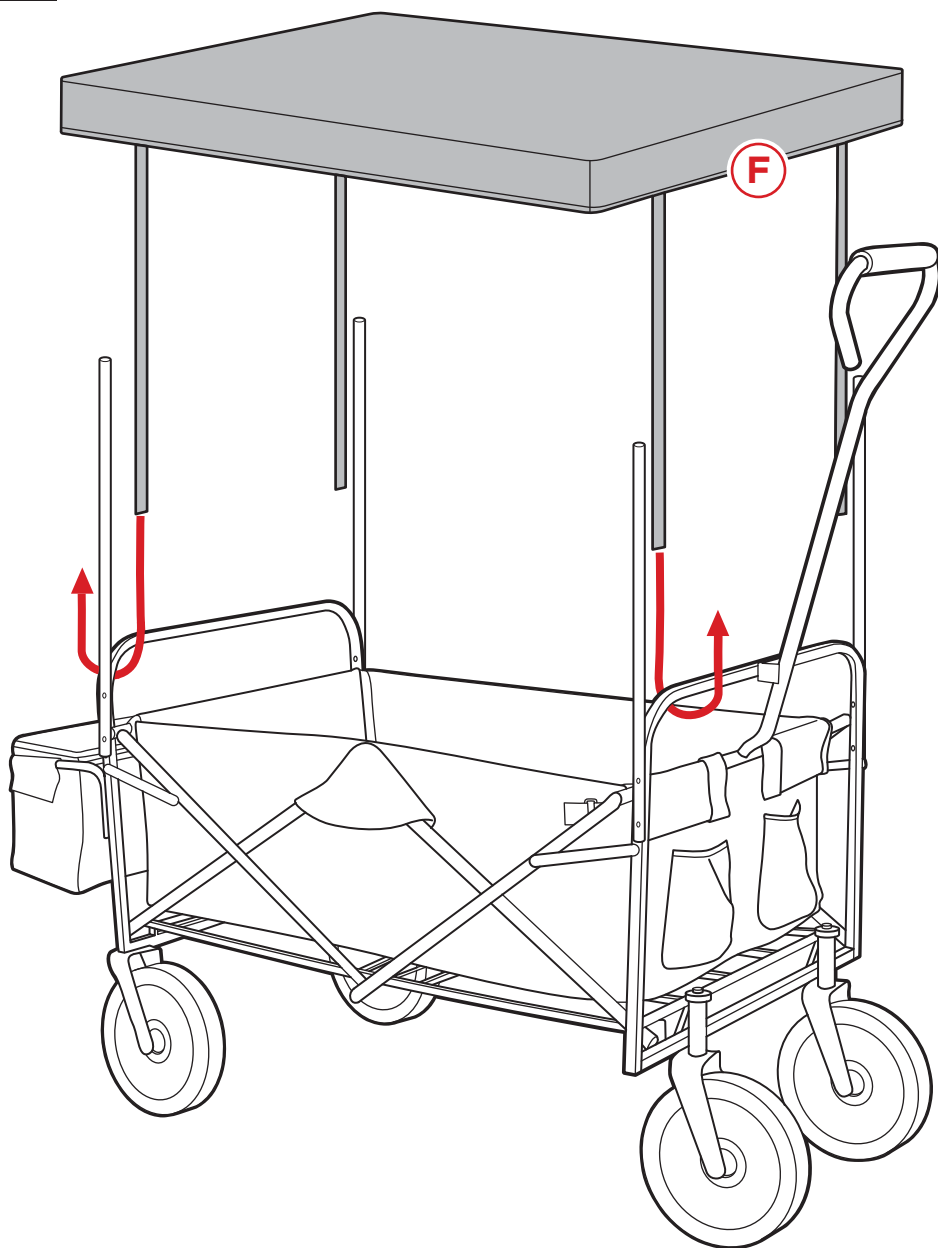
Attach four part E canopy poles with eight part 1 bolts and eight part 2 cap nuts, two nuts/bolts per pole.



## PRODUCT ASSEMBLY

5

Place the part F canopy on the poles and secure it with the attached Velcro strips.





# HELP CENTER



Question about your product? We're here to help. Visit us at:

[help.bestchoiceproducts.com](http://help.bestchoiceproducts.com)



Chat Support



Product Inquiry



Orders FAQ



Product Assembly



Returns & Refunds

## PRODUCT WARRANTY INFORMATION

All items can be returned for any reason within 60 days of the receipt and will receive a full refund as long as the item is returned in its original product packaging and all accessories from its original shipment are included. All returned items will receive a full refund back to the original payment method. All returned items will not be charged a re-stocking fee.

All returned items require an RA (Return Authorization) number, which can only be provided by a Best Choice Products Customer Service Representative when the return request is submitted. Items received without an RA may not be accepted or may increase your return processing time. Once an item has been received by Best Choice Products, refunds or replacements will be processed within 5 business days.

All returns must be shipped back to the Best Choice Products Return Center at the customer's expense. If the reason for return is a result of an error by Best Choice Products then Best Choice Products will provide a pre-paid shipping label via email. Boxes for return shipping will not be provided by Best Choice Products, and is the customer's responsibility to either use the original shipping boxes or purchase new boxes.

Pictures may be required for some returns to ensure an item is not damaged prior to its return. Items returned are not considered undamaged until they are received by Best Choice Products and verified as such. All damages to items are the customer's responsibility until the item has been received by and acknowledge by Best Choice Products as undamaged.



## WARNING

Manufacturer and seller expressly disclaim any and all liability for personal injury, property damage or loss, whether direct, indirect, or incidental, resulting from the incorrect attachment, improper use, inadequate maintenance, unapproved modification, or neglect of this product.