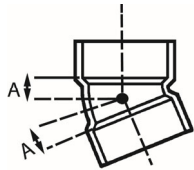


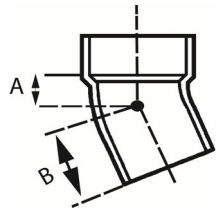
1/8 BEND, STREET

Part Number	Size	A	B
D323-015	1½	1 1/8	1 15/16
D323-020	2	1 1/2	2 3/8
D323-030	3	1 27/32	3 3/8
D323-040	4	2 3/16	3 15/16
D323-060	6	2	5 3/8
D323-080	8	2 1/16	6 9/32
D323-100	10	3 3/32	8 3/32
D323-120	12	3 15/32	9 17/32



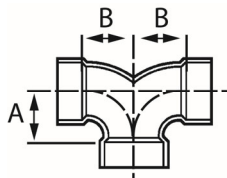
1/16 BEND

Part Number	Size	A
D324-015	1½	9/16
D324-020	2	11/16
D324-030	3	29/32
D324-040	4	1
D324-060	6	1 17/32
D324-100	10	1 13/16
D324-120	12	1 25/32



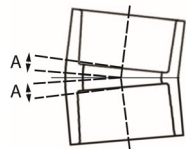
1/16 BEND, STREET

Part Number	Size	A	B
D326-015	1½	9/16	1 5/16
D326-020	2	11/16	1 7/16
D326-030	3	27/32	2 3/8
D326-040	4	1	2 3/4
D326-060	6	1 19/32	4 9/16



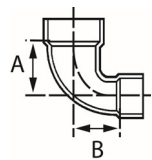
DOUBLE 1/4 BEND

Part Number	Size	A	B
D327-015	1½	1 23/32	1 11/16
D327-020	2	2 5/16	1 9/32
D327-030	3	3 3/32	3
D327-241	2 x 1½	1 15/16	2 3/32



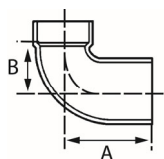
1/32 BEND

Part Number	Size	A
D328-100	10	1 1/32
D328-120	12	1 9/16



CLOSET BEND, REDUCING

Part Number	Size	A	B
D329-422	4 x 3	3 1/16	3 5/16



CLOSET BEND, REDUCING

Part Number	Size	A	B
D330-341	3 x 4	6 1/16	3 11/32