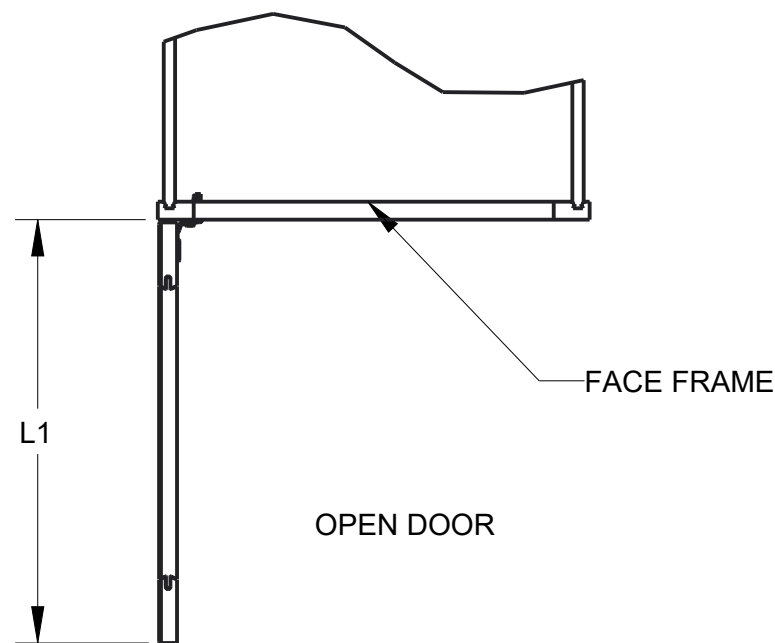
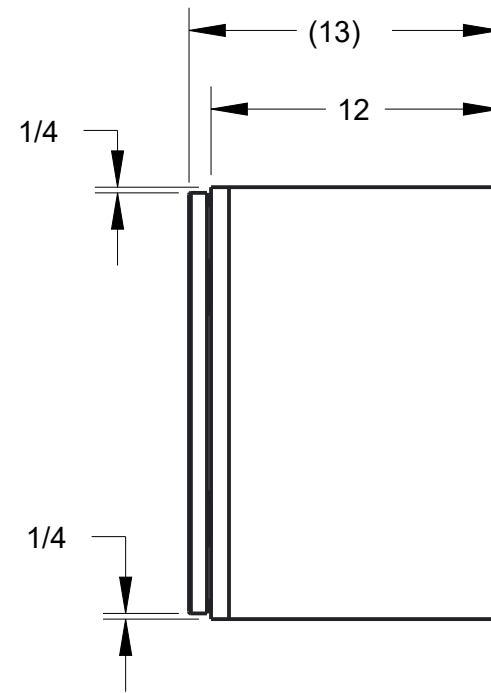
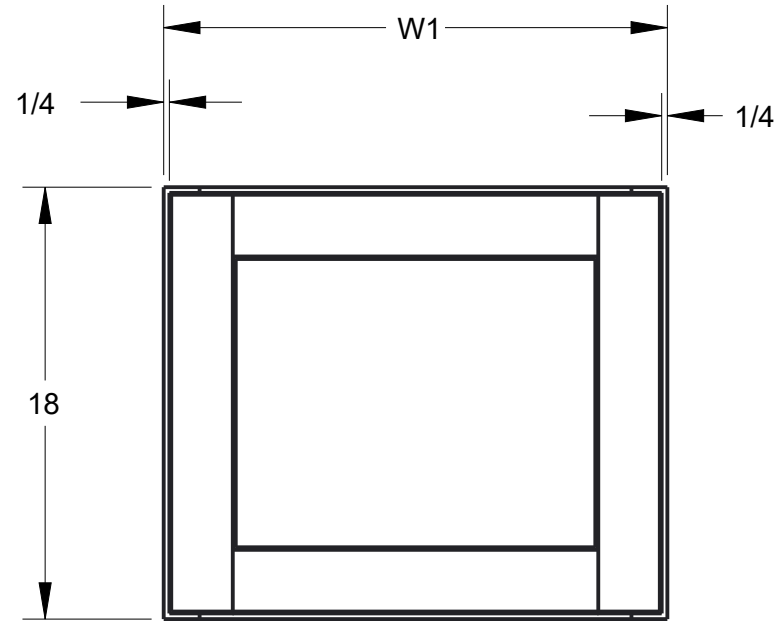


NOTE:

1 OPEN DOOR VIEW INCLUDES HINGE SPACE OFFSET.

PRODUCT	W1	L1	DOOR SIZE
			ROUNDED TO THE NEAREST 1/32
W2118	21"	20 11/16"	20 17/32" X 17 17/32"
W1818	18"	17 11/16"	17 17/32" X 17 17/32"



PRODUCT SHOWN: W2118

DOCUMENT STATUS Released

THIRD ANGLE PROJECTION



MATERIAL

FINISH

N/A

N/A

hardware
resources

DESCRIPTION

W2118, W1818 FULL OVERLAY

DRAWN BY
E.GOLESTANYAN

DATE
08MAR2021

DESIGNED BY
NORTHPOINT

DATE

DRAWING
W2118-W1818_FULL

REV
A

APPROVED BY
DENNIS MCGREGOR

DATE
28APR2021

SIZE
A3

SCALE
0.125

SHEET
1 / 1

HARDWARE RESOURCES RESERVES THE RIGHT TO CHANGE SPECIFICATIONS WITHOUT NOTICE.
IN CASE OF A DISCREPANCY, ACTUAL PART GEOMETRY SUPERSEDES THIS DOCUMENT.

THE INFORMATION CONTAINED WITHIN THIS DRAWING IS THE SOLE PROPERTY OF HARDWARE RESOURCES INC. ANY
REPRODUCTION IN PART OR WHOLE WITHOUT WRITTEN PERMISSION OF HARDWARE RESOURCES INC. IS PROHIBITED.